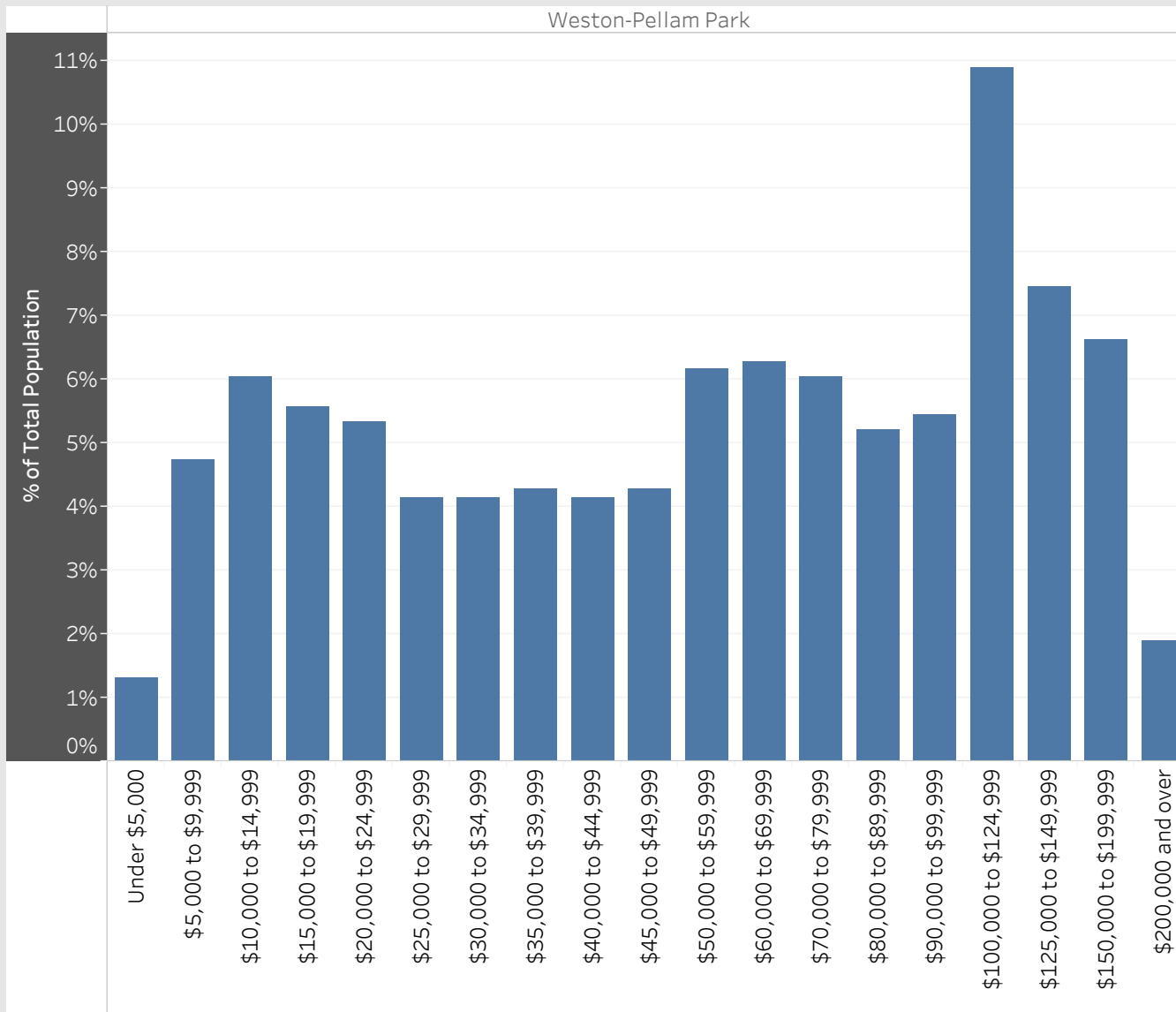


Weston-Pellam Park  
Neighbourhood Breakdown  
July 1st, 2015 - March 31st, 2018

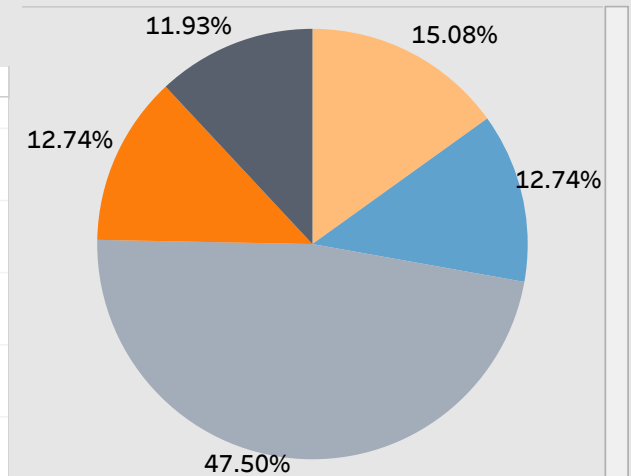


# 2016 StatsCan Data

## Household Income in Weston-Pellam Park



### Age



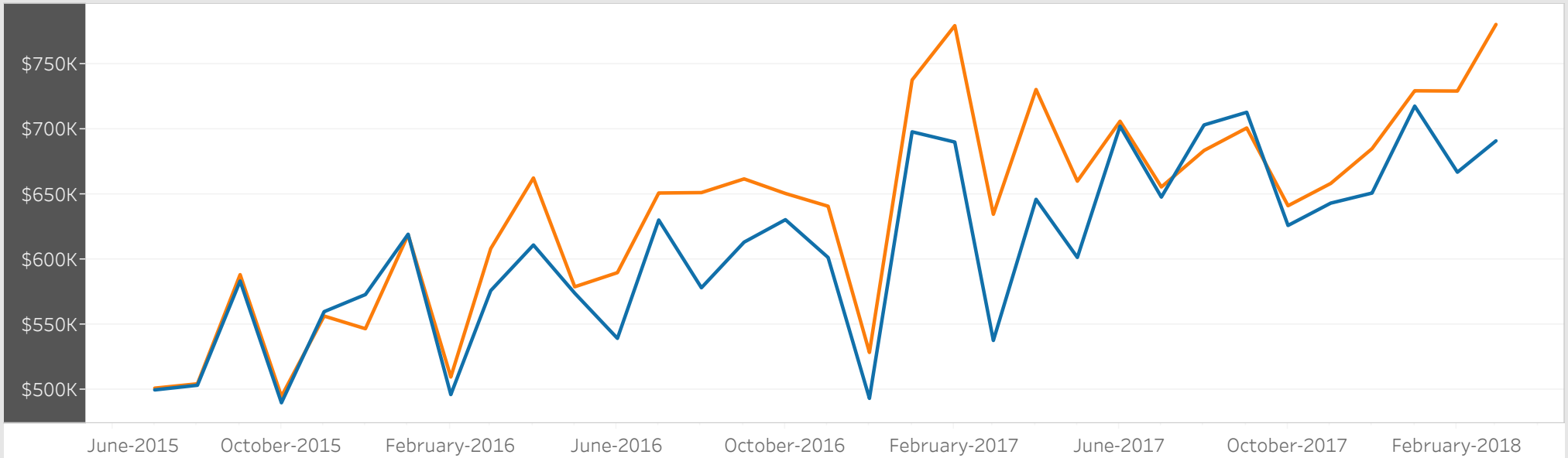
- Children (0-14 years)
- Youth (15-24 years)
- Working Age (25-54 years)
- Pre-retirement (55-64 years)
- Seniors (65+ years)

### Visible Minorities

Not a visible minority	62.00%
Black	11.30%
Latin American	7.02%
Southeast Asian	4.46%
South Asian	3.69%
Filipino	2.84%
Chinese	2.57%
Visible minority; n.i.e.	2.48%
Multiple visible minorities	2.30%
Arab	0.72%
Japanese	0.27%
West Asian	0.27%
Korean	0.09%

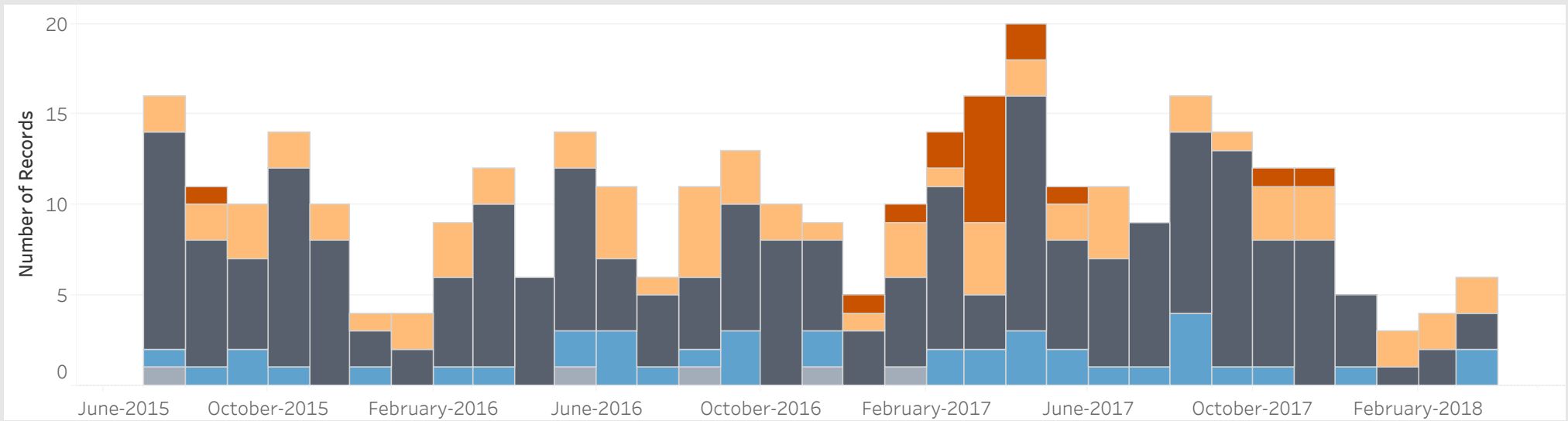
### Average Sold Price vs. Average Ask Price in Weston-Pellam Park

■ Avg. List Price    ■ Avg. Sold Price



### Properties Sold in Weston-Pellam Park by Month

■ Condo    ■ Detached    ■ Semi-Detached    ■ Townhouse    ■ Other



## Data

Month, Day, Year of Sold Date	Address1	Property Type	Bedrooms	Washrooms	Days on the Market	List Price	Sold Price
2 July, 2015	34 Rutland St, Toronto	Semi-Detached	3	2	4	\$549K	\$591K
5 July, 2015	2039 Davenport Rd, Toronto	Other	3	2	23	\$575K	\$548K
6 July, 2015	19 Algarve Cres, Toronto	Semi-Detached	3	3	14	\$700K	\$700K
9 July, 2015	62 Prescott Ave, Toronto	Semi-Detached	3	2	44	\$595K	\$590K
11 July, 2015	22 Chambers Ave, Toronto	Semi-Detached	3	2	9	\$499K	\$505K
	56 Connolly St, Toronto	Townhouse	2	1	3	\$280K	\$277K
14 July, 2015	267 Osler St, Toronto	Semi-Detached	4	3	7	\$700K	\$686K
15 July, 2015	129 Rosethorn Ave, Toronto	Semi-Detached	3	3	7	\$549K	\$543K
16 July, 2015	16 Talbot St, Toronto	Semi-Detached	3	1	8	\$499K	\$530K
	30 Rosethorn Ave, Toronto	Semi-Detached	2	2	9	\$478K	\$468K
19 July, 2015	301 Silverthorn Ave, Toronto	Semi-Detached	3	2	7	\$470K	\$511K
	307 Old Weston Rd, Toronto	Detached	4	3	3	\$549K	\$550K
20 July, 2015	50 Gillespie Ave, Toronto	Semi-Detached	3	2	7	\$599K	\$565K
26 July, 2015	50 Lindner St, Toronto	Semi-Detached			262	\$250K	\$200K
	52 Lindner St, Toronto	Detached			262	\$275K	\$200K
29 July, 2015	64 Carrick Ave, Toronto	Semi-Detached	2	2	7	\$435K	\$560K
4 August, 2015	4, 121 Prescott St, Toronto	Condo	1	1	19	\$340K	\$335K
11 August, 2015	94 Laughton Ave, Toronto	Semi-Detached	4	2	15	\$550K	\$539K
12 August, 2015	115 Miller St, Toronto	Semi-Detached	3	2	28	\$616K	\$560K
	207 Old Weston Rd, Toronto	Semi-Detached	2	2	6	\$399K	\$430K
15 August, 2015	40 Talbot St, Toronto	Semi-Detached	3	1	4	\$589K	\$576K
17 August, 2015	205 Old Weston Rd, Toronto	Semi-Detached	2	2	14	\$350K	\$377K
19 August, 2015	281 Osler St, Toronto	Townhouse	3	2	9	\$500K	\$603K
	383 Symington Ave, Toronto	Semi-Detached	2	2	35	\$589K	\$550K
20 August, 2015	100 Wiltshire Ave, Toronto	Detached	3	2	29	\$649K	\$595K
	252 Prescott Ave, Toronto	Semi-Detached	3	2	1	\$460K	\$515K
26 August, 2015	126 Blackthorn Ave, Toronto	Detached	3	2	3	\$499K	\$473K
1 September, 2015	74 Miller St, Toronto	Townhouse		1	6	\$799K	\$766K

## Data

Month, Day, Year of Sold Date	Address1	Property Type	Bedrooms	Washrooms	Days on the Market	List Price	Sold Price
7 September, 2015	240 Rosethorn Ave, Toronto	Detached	3	1	8	\$500K	\$501K
9 September, 2015	107 Laughton Ave, Toronto	Semi-Detached	3	2	37	\$599K	\$573K
13 September, 2015	5 Chambers Ave, Toronto	Detached	3	2	26	\$495K	\$470K
	45 Lindner St, Toronto	Townhouse	3	2	13	\$550K	\$550K
15 September, 2015	178 Silverthorn Ave, Toronto	Semi-Detached	2	3	8	\$519K	\$565K
16 September, 2015	135 Laughton Ave, Toronto	Semi-Detached	3	3	9	\$700K	\$730K
	187 Prescott Ave, Toronto	Detached	4	1	79	\$600K	\$595K
17 September, 2015	216 Blackthorn Ave, Toronto	Semi-Detached	3	2	20	\$385K	\$385K
21 September, 2015	61 Rutland St, Toronto	Semi-Detached	3	4	8	\$689K	\$750K
1 October, 2015	1770 St Clair Ave, Toronto	Townhouse	3	3	130	\$559K	\$545K
4 October, 2015	105 Uxbridge Ave, Toronto	Semi-Detached	3	2	12	\$599K	\$663K
5 October, 2015	211 Blackthorn Ave, Toronto	Detached	2	3	12	\$480K	\$525K
6 October, 2015	299 Blackthorn Ave, Toronto	Semi-Detached	2	1	24	\$375K	\$380K
8 October, 2015	275 Blackthorn Ave, Toronto	Semi-Detached	3	3	6	\$500K	\$495K
13 October, 2015	70 Rockwell Ave, Toronto	Semi-Detached	3	2	6	\$449K	\$485K
14 October, 2015	157 Blackthorn Ave, Toronto	Semi-Detached	3	2	16	\$560K	\$535K
19 October, 2015	14 Westport Ave, Toronto	Semi-Detached	3	1	42	\$459K	\$454K
20 October, 2015	60 Blackthorn Ave, Toronto	Detached	3	1	20	\$525K	\$517K
	121 Blackthorn Ave, Toronto	Semi-Detached	3	1	7	\$400K	\$325K
21 October, 2015	8 Adrian Ave, Toronto	Semi-Detached	4	2	9	\$500K	\$522K
	272 Silverthorn Ave, Toronto	Semi-Detached	3	2	21	\$589K	\$575K
23 October, 2015	74 Ford St, Toronto	Semi-Detached	2	2	10	\$469K	\$460K
27 October, 2015	1962 Davenport Rd, Toronto	Semi-Detached	3	2	2	\$400K	\$451K
2 November, 2015	191 Osler St, Toronto	Semi-Detached	3	3	15	\$549K	\$524K
3 November, 2015	117 Laughton Ave, Toronto	Semi-Detached	3	3	22	\$710K	\$696K
9 November, 2015	141 Silverthorn Ave, Toronto	Detached	3	3	21	\$589K	\$571K
11 November, 2015	92 Blackthorn Ave, Toronto	Semi-Detached	3	2	10	\$485K	\$525K
20 November, 2015	389 Symington Ave, Toronto	Semi-Detached	3	1	10	\$519K	\$510K

## Data

Month, Day, Year of Sold Date	Address1	Property Type	Bedrooms	Washrooms	Days on the Market	List Price	Sold Price
20 November, 2015	2016 Davenport Rd, Toronto	Semi-Detached	4	1	2	\$400K	\$457K
28 November, 2015	469 Old Weston Rd, Toronto	Semi-Detached	2	2	33	\$500K	\$505K
29 November, 2015	57 Miller St, Toronto	Detached	4	4	42	\$950K	\$885K
	387 Old Weston Rd, Toronto	Semi-Detached	2	2	62	\$399K	\$384K
30 November, 2015	47 Miller St, Toronto	Semi-Detached	3	2	7	\$500K	\$510K
12 December, 2015	50 Rutland St, Toronto	Semi-Detached	3	2	17	\$620K	\$573K
17 December, 2015	74 Rosethorn Ave, Toronto	Semi-Detached	3	2	13	\$480K	\$475K
	218 Wiltshire Ave, Toronto	Townhouse	3	2	62	\$445K	\$436K
27 December, 2015	115 Blackthorn Ave, Toronto	Detached	3	3	36	\$748K	\$705K
14 January, 2016	60 Wiltshire Ave, Toronto	Semi-Detached	3	2	10	\$599K	\$598K
18 January, 2016	35 Turnberry Ave, Toronto	Detached	3	2	13	\$500K	\$535K
22 January, 2016	31 Talbot St	Semi-Detached	3	2	2	\$649K	\$598K
28 January, 2016	73 Laughton Ave	Detached	3	2	6	\$730K	\$745K
3 February, 2016	105 Connolly St	Semi-Detached	5	3	75	\$649K	\$634K
5 February, 2016	303 Old Weston Rd	Detached	3	2	1	\$510K	\$510K
6 February, 2016	279 Old Weston Rd	Detached	3	2	82	\$499K	\$495K
11 February, 2016	66 Wiltshire Ave	Semi-Detached	3	2	8	\$599K	\$600K
12 February, 2016	82 Connolly St	Townhouse	2	2	15	\$358K	\$360K
15 February, 2016	583 Old Weston Rd	Semi-Detached	3	3	4	\$470K	\$460K
18 February, 2016	664 Old Weston Rd	Semi-Detached	3	3	14	\$435K	\$451K
25 February, 2016	20 Rowntree Ave	Detached	2	2	8	\$350K	\$481K
26 February, 2016	142 Prescott Ave	Semi-Detached	3	3	3	\$599K	\$599K
1 March, 2016	75 Rosethorn Ave	Semi-Detached	2	3	2	\$500K	\$581K
3 March, 2016	68 Rosethorn Ave	Semi-Detached	3	2	1	\$548K	\$540K
8 March, 2016	41 Exeter St	Semi-Detached	3	3	7	\$640K	\$665K
	281A Osler St	Semi-Detached	2	2	39	\$600K	\$565K
	405 Symington Ave	Semi-Detached	3	2	7	\$649K	\$810K
9 March, 2016	85 Silverthorn Ave	Detached	4	2	6	\$699K	\$630K

## Data

Month, Day, Year of Sold Date	Address1	Property Type	Bedrooms	Washrooms	Days on the Market	List Price	Sold Price
10 March, 2016	94 Rockwell Ave	Detached	3	2	27	\$700K	\$700K
15 March, 2016	194 Silverthorn Ave	Semi-Detached	3	1	5	\$449K	\$426K
22 March, 2016	90 Rowntree Ave	Semi-Detached	3	2	13	\$450K	\$500K
23 March, 2016	64 Cloverdale Rd	Townhouse	3	3	7	\$550K	\$639K
28 March, 2016	668 Old Weston Rd	Semi-Detached	3	2	12	\$550K	\$665K
29 March, 2016	104 Rockwell Ave	Semi-Detached	3	2	7	\$580K	\$580K
7 April, 2016	174 Prescott Ave	Semi-Detached	3	2	3	\$595K	\$589K
8 April, 2016	50 Laughton Ave	Semi-Detached	3	3	4	\$729K	\$861K
19 April, 2016	268 Prescott Ave	Semi-Detached	3	1	9	\$399K	\$390K
20 April, 2016	109 Turnberry Ave	Semi-Detached	3	2	22	\$695K	\$695K
23 April, 2016	2007 Davenport Rd	Semi-Detached	4	3	2	\$650K	\$630K
25 April, 2016	64 Hounslow Heath Rd	Semi-Detached	3	2	5	\$599K	\$810K
2 May, 2016	75 Prescott Ave	Detached	5	2	34	\$800K	\$713K
5 May, 2016	216 Wiltshire Ave	Townhouse	2	1	2	\$300K	\$300K
6 May, 2016	66 Hounslow Heath Rd	Semi-Detached	3	2	8	\$650K	\$623K
8 May, 2016	42 Rutland St	Semi-Detached	3	2	3	\$600K	\$750K
9 May, 2016	556 Blackthorn Ave	Semi-Detached	4	2	18	\$629K	\$629K
	1649 St Clair Ave W	Other	2	3	21	\$525K	\$500K
10 May, 2016	123 Rosethorn Ave	Semi-Detached	2	2	8	\$539K	\$600K
12 May, 2016	89 Rosethorn Ave	Semi-Detached	2	2	59	\$490K	\$485K
15 May, 2016	477 Old Weston Rd	Semi-Detached	3	3	29	\$530K	\$526K
17 May, 2016	68 Carrick Ave	Semi-Detached	2	3	6	\$549K	\$581K
18 May, 2016	197 Osler St	Semi-Detached	3	2	1	\$649K	\$676K
23 May, 2016	125 Rockwell Ave	Detached	3	2	3	\$660K	\$655K
30 May, 2016	62 Cloverdale Rd	Townhouse	2	2	14	\$530K	\$506K
	85 Rockwell Ave	Semi-Detached	3	2	29	\$589K	\$564K
2 June, 2016	168 Prescott Ave	Detached	3	2	7	\$560K	\$593K
3 June, 2016	264 Prescott Ave	Townhouse	2	2	40	\$419K	\$420K

## Data

Month, Day, Year of Sold Date	Address1	Property Type	Bedrooms	Washrooms	Days on the Market	List Price	Sold Price
8 June, 2016	268 Prescott Ave W	Semi-Detached	3	2	1	\$500K	\$505K
11 June, 2016	107 Uxbridge Ave	Semi-Detached	3	3	10	\$600K	\$670K
	626 Old Weston Rd	Semi-Detached	3	1	9	\$440K	\$502K
14 June, 2016	9 Estoril Terr	Detached	3	4	4	\$789K	\$789K
16 June, 2016	58 Blackthorn Ave	Detached	3	2	6	\$529K	\$645K
20 June, 2016	642 Old Weston Rd	Semi-Detached	3	2	7	\$550K	\$565K
21 June, 2016	277 Osler St	Townhouse	3	3	6	\$649K	\$777K
22 June, 2016	44 Blackthorn Ave	Detached	2	2	1	\$600K	\$711K
30 June, 2016	176 Wiltshire Ave	Townhouse	1	1	7	\$300K	\$313K
1 July, 2016	41 Laughton Ave	Semi-Detached	3	2	2	\$749K	\$805K
4 July, 2016	60 Gillespie Ave	Semi-Detached	3	2	13	\$700K	\$700K
7 July, 2016	74 Silverthorn Ave	Semi-Detached	3	2	8	\$528K	\$515K
9 July, 2016	46 Rowntree Ave	Detached	3	2	9	\$750K	\$800K
11 July, 2016	81 Silverthorn Ave	Townhouse	3	2	6	\$550K	\$585K
20 July, 2016	293 Old Weston Rd	Semi-Detached	3	3	2	\$505K	\$501K
4 August, 2016	216 Blackthorn Ave	Semi-Detached	3	3	2	\$599K	\$760K
6 August, 2016	218 Laughton Ave	Semi-Detached	3	2	26	\$550K	\$530K
8 August, 2016	30 Exeter St	Detached	3	2	47	\$700K	\$690K
	94 Rowntree Ave	Detached	2	2	6	\$449K	\$525K
11 August, 2016	543 Old Weston Rd	Semi-Detached	3	4	14	\$639K	\$644K
15 August, 2016	68 Chambers Ave	Detached	4	3	20	\$688K	\$750K
	71 Chambers Ave	Other	4	2	5	\$599K	\$725K
25 August, 2016	200 Wiltshire Ave	Townhouse	2	2	8	\$390K	\$417K
	466 Old Weston Rd	Detached	3	2	10	\$599K	\$690K
29 August, 2016	27 Cloverdale Rd	Detached	5	3	6	\$600K	\$743K
30 August, 2016	144 Rosethorn Ave	Semi-Detached	3	2	7	\$550K	\$690K
6 September, 2016	42 Chambers Ave	Detached	4	3	7	\$750K	\$880K
8 September, 2016	58 Rowntree Ave	Semi-Detached	2	2	2	\$520K	\$550K



## Data

Month, Day, Year of Sold Date	Address1	Property Type	Bedrooms	Washrooms	Days on the Market	List Price	Sold Price
8 September, 2016	142 Silverthorn Ave	Semi-Detached	3	3	15	\$549K	\$500K
	227 Old Weston Rd	Townhouse	3	4	27	\$600K	\$599K
9 September, 2016	33 Talbot St	Semi-Detached	3	2	2	\$650K	\$701K
12 September, 2016	100 Wiltshire Ave	Detached	3	3	81	\$799K	\$795K
16 September, 2016	12 Connolly St	Townhouse	2	1	9	\$395K	\$445K
17 September, 2016	45 Hounslow Heath Rd	Semi-Detached	3	3	2	\$650K	\$681K
19 September, 2016	1823 Davenport Rd	Townhouse	4	4	77	\$635K	\$609K
21 September, 2016	338 Osler St	Semi-Detached	3	2	7	\$699K	\$740K
22 September, 2016	269 Prescott Ave	Detached	2	2	7	\$549K	\$625K
26 September, 2016	64 Alentejo St	Semi-Detached	3	4	6	\$599K	\$804K
30 September, 2016	102 Rosethorn Ave	Semi-Detached	2	2	4	\$579K	\$675K
11 October, 2016	113 Laughton Ave	Semi-Detached	3	3	8	\$730K	\$817K
13 October, 2016	20 Adrian Ave	Semi-Detached	3	2	3	\$749K	\$815K
19 October, 2016	105 Rosethorn Ave	Semi-Detached	3	2	8	\$599K	\$675K
20 October, 2016	6 1/2 Rowntree Ave	Semi-Detached	2	1	8	\$370K	\$370K
	8 Rowntree Ave	Semi-Detached	1	2	8	\$400K	\$400K
27 October, 2016	38 Rowntree Ave	Detached	4	3	21	\$699K	\$640K
	40 Ford St	Detached	4	2	34	\$659K	\$659K
	247 Blackthorn Ave	Semi-Detached	3	1	3	\$600K	\$686K
28 October, 2016	1988 Davenport Rd	Semi-Detached	2	3	70	\$700K	\$660K
31 October, 2016	66 Hounslow Heath Rd	Semi-Detached	3	3	39	\$800K	\$785K
12 November, 2016	2030 Davenport Rd	Semi-Detached	3	2	29	\$690K	\$685K
15 November, 2016	411 Old Weston Rd	Semi-Detached	2	2	16	\$499K	\$478K
17 November, 2016	1908 Davenport Rd	Other	3	3	17	\$700K	\$775K
18 November, 2016	176 Silverthorn Ave	Townhouse	2	1	8	\$550K	\$605K
	194 Silverthorn Ave	Semi-Detached	3	2	2	\$600K	\$685K
	289 Osler St	Townhouse	4	2	8	\$549K	\$568K
22 November, 2016	167 1/2 Silverthorn Ave	Detached	3	3	8	\$649K	\$801K

## Data

Month, Day, Year of Sold Date	Address1	Property Type	Bedrooms	Washrooms	Days on the Market	List Price	Sold Price
24 November, 2016	20 Estoril Terr	Semi-Detached	2	3	17	\$679K	\$679K
27 November, 2016	53 Carrick Ave	Semi-Detached	3	2	10	\$499K	\$492K
13 December, 2016	312, 1771 St Clair Ave W	Condo	1	1	63	\$276K	\$276K
16 December, 2016	39 Blackthorn Ave	Detached	3	1	2	\$550K	\$661K
20 December, 2016	74 Silverthorn Ave	Semi-Detached	3	2	6	\$498K	\$565K
23 December, 2016	199 Prescott Ave	Semi-Detached	3	2	17	\$529K	\$492K
28 December, 2016	192 Prescott Ave	Semi-Detached	3	2	19	\$615K	\$650K
2 January, 2017	664 Old Weston Rd	Semi-Detached	3	3	35	\$676K	\$670K
18 January, 2017	34 Rowntree Ave	Other	4	4	8	\$1,000K	\$1,000K
20 January, 2017	45 Turnberry Ave	Detached	2	2	2	\$449K	\$475K
24 January, 2017	10 Rockwell Ave	Semi-Detached	3	1	8	\$589K	\$655K
	51 Rowntree Ave	Semi-Detached	2	2	4	\$590K	\$600K
25 January, 2017	503, 1771 St Clair Ave W	Condo	2	2	21	\$610K	\$645K
29 January, 2017	1877 Davenport Rd	Semi-Detached	2	3	19	\$699K	\$710K
30 January, 2017	19 Estoril Terr	Detached	3	4	119	\$1,199K	\$1,191K
	99 Rockwell Ave	Semi-Detached	3	2	6	\$618K	\$735K
31 January, 2017	85 Howick Ave	Detached	2	1	8	\$549K	\$695K
1 February, 2017	1937 Davenport Rd	Semi-Detached	3	3	7	\$650K	\$820K
11 February, 2017	62 Rockwell Ave	Semi-Detached	2	2	8	\$600K	\$635K
	274 Old Weston Rd	Semi-Detached	2	2	86	\$499K	\$490K
12 February, 2017	202 Silverthorn Ave	Townhouse	3	3	3	\$649K	\$858K
15 February, 2017	31 Hounslow Heath Rd	Semi-Detached	3	2	7	\$748K	\$976K
	135-137 Prescott Ave	Detached	3	3	8	\$939K	\$1,220K
16 February, 2017	350 Osler St	Semi-Detached	3	2	10	\$600K	\$778K
20 February, 2017	184 Wiltshire Ave	Townhouse	1	1	5	\$300K	\$320K
23 February, 2017	105 Connolly St	Semi-Detached	4	5	30	\$1,049K	\$993K
	1989-87 Davenport Rd	Semi-Detached	6	5	268	\$1,300K	\$1,200K
27 February, 2017	36 Uxbridge Ave	Semi-Detached	3	2	7	\$650K	\$781K

## Data

Month, Day, Year of Sold Date	Address1	Property Type	Bedrooms	Washrooms	Days on the Market	List Price	Sold Price
27 February, 2017	314, 1771 St Clair Ave W	Condo	1	1	54	\$369K	\$374K
	404, 1771 St Clair Ave W	Condo	2	2	19	\$620K	\$655K
28 February, 2017	106 Laughton Ave	Semi-Detached	4	3	1	\$688K	\$810K
1 March, 2017	37 Laughton Ave	Semi-Detached	3	2	1	\$600K	\$865K
2 March, 2017	620 Old Weston Rd	Semi-Detached	5	4	10	\$889K	\$850K
6 March, 2017	184 Blackthorn Ave	Detached	3	2	5	\$739K	\$860K
	214, 1771 St Clair Ave W	Condo	1	1	21	\$367K	\$407K
17 March, 2017	366 Osler St	Townhouse	3	3	4	\$499K	\$672K
	583 Old Weston Rd	Semi-Detached	3	3	15	\$689K	\$680K
19 March, 2017	368 Osler St	Townhouse	3	2	6	\$599K	\$735K
22 March, 2017	104, 1771 St Clair Ave W	Condo	2	2	22	\$459K	\$499K
	301, 1771 St Clair Ave W	Condo	1	1	22	\$340K	\$380K
	304, 1771 St Clair Ave W	Condo	2	2	22	\$503K	\$518K
	509, 1771 St Clair Ave W	Condo	1	1	15	\$299K	\$334K
	510, 1771 St Clair Ave W	Condo	1	1	15	\$286K	\$286K
	611, 1771 St Clair Ave W	Condo	2	2	22	\$440K	\$490K
26 March, 2017	150 Blackthorn Ave	Detached	3	3	6	\$700K	\$1,001K
28 March, 2017	153 Silverthorn Ave	Detached	2	1	8	\$549K	\$768K
30 March, 2017	36 Rowntree Ave	Detached	3	2	7	\$650K	\$810K
1 April, 2017	268 Prescott Ave W	Semi-Detached	3	2	5	\$690K	\$740K
3 April, 2017	47 Algarve Cres	Semi-Detached	3	4	5	\$949K	\$955K
6 April, 2017	456 Symington Ave	Semi-Detached	3	3	10	\$799K	\$960K
8 April, 2017	43 Exeter St	Semi-Detached	3	2	5	\$600K	\$710K
9 April, 2017	88 Howick Ave	Detached	3	2	6	\$700K	\$800K
11 April, 2017	159 Blackthorn Ave	Semi-Detached	3	3	5	\$680K	\$803K
13 April, 2017	27 Uxbridge Ave	Semi-Detached	4	2	10	\$758K	\$875K
	2083 Davenport Rd	Semi-Detached	4	3	2	\$725K	\$960K
17 April, 2017	1933 Davenport Rd	Semi-Detached	2	2	10	\$715K	\$705K

## Data

Month, Day, Year of Sold Date	Address1	Property Type	Bedrooms	Washrooms	Days on the Market	List Price	Sold Price
18 April, 2017	41 Turnberry Ave	Semi-Detached	3	1	6	\$649K	\$700K
19 April, 2017	1825 Davenport Rd	Townhouse	6	3	15	\$499K	\$717K
20 April, 2017	184 Rosethorn Ave	Detached	1	2	7	\$550K	\$575K
22 April, 2017	508, 1771 St Clair Ave W	Condo	1	1	28	\$354K	\$360K
25 April, 2017	535 Perth Ave	Semi-Detached	3	2	7	\$698K	\$929K
	1935 Davenport Rd	Semi-Detached	3	2	18	\$700K	\$725K
26 April, 2017	38 Alentejo St	Semi-Detached	3	4	6	\$700K	\$905K
	204 Silverthorn Ave	Townhouse	2	2	8	\$629K	\$700K
	204, 1771 St Clair Ave W	Condo	2	2	32	\$530K	\$530K
27 April, 2017	24 Connolly St	Townhouse	1	1	8	\$300K	\$283K
30 April, 2017	47 Exeter St	Semi-Detached	3	2	3	\$699K	\$675K
4 May, 2017	11 Howick Ave	Semi-Detached	2	2	7	\$529K	\$642K
6 May, 2017	192 Wiltshire Ave	Townhouse	3	2	11	\$499K	\$516K
8 May, 2017	213, 1771 St Clair Ave W	Condo	1	1	28	\$369K	\$416K
9 May, 2017	505 Perth Ave	Semi-Detached	3	1	7	\$679K	\$875K
15 May, 2017	50 Connolly St	Townhouse	2	1	12	\$295K	\$310K
17 May, 2017	2043 Davenport Rd	Semi-Detached	4	3	7	\$749K	\$925K
18 May, 2017	58 Laughton Ave	Semi-Detached	3	2	12	\$550K	\$625K
	183 Blackthorn Ave	Detached	3	2	1	\$745K	\$720K
19 May, 2017	97 Rockwell Ave	Semi-Detached	3	2	23	\$715K	\$697K
28 May, 2017	57 Rosethorn Ave	Detached	2	2	5	\$789K	\$840K
30 May, 2017	29 Lindner St	Semi-Detached	2	2	34	\$699K	\$695K
3 June, 2017	48 Rutland St	Semi-Detached	3	3	4	\$650K	\$735K
4 June, 2017	143 Silverthorn Ave	Semi-Detached	2	2	9	\$750K	\$735K
6 June, 2017	76 Howick Ave	Detached	3	2	40	\$699K	\$690K
7 June, 2017	60 Blackthorn Ave	Detached	3	2	7	\$749K	\$715K
13 June, 2017	22 Talbot St	Semi-Detached	3	2	33	\$699K	\$670K
15 June, 2017	1881 Davenport Rd	Semi-Detached	3	2	8	\$649K	\$690K

## Data

Month, Day, Year of Sold Date	Address1	Property Type	Bedrooms	Washrooms	Days on the Market	List Price	Sold Price
16 June, 2017	39 Uxbridge Ave	Semi-Detached	3	2	6	\$849K	\$835K
19 June, 2017	95 Miller St	Townhouse	3	2	63	\$800K	\$780K
21 June, 2017	84 Rosethorn Ave	Semi-Detached	2	3	21	\$600K	\$580K
23 June, 2017	93 Miller St	Detached	2	2	30	\$730K	\$715K
30 June, 2017	54 Rowntree Ave	Detached	3	2	9	\$550K	\$621K
6 July, 2017	99 Miller St	Semi-Detached	3	2	1	\$799K	\$750K
11 July, 2017	16 Hibernia Ave	Semi-Detached	3	3	7	\$650K	\$721K
12 July, 2017	201 Blackthorn Ave	Semi-Detached	3	2	13	\$655K	\$645K
13 July, 2017	51 Carrick Ave	Semi-Detached	3	2	3	\$700K	\$720K
14 July, 2017	274 Blackthorn Ave	Townhouse	3	1	3	\$589K	\$588K
	277 Blackthorn Ave	Semi-Detached	3	3	9	\$699K	\$750K
26 July, 2017	266 Old Weston Rd	Semi-Detached	3	3	21	\$550K	\$542K
29 July, 2017	106 Uxbridge Ave	Semi-Detached	3	2	17	\$590K	\$590K
31 July, 2017	320 Blackthorn Ave	Semi-Detached	2	2	4	\$599K	\$595K
1 August, 2017	10 Kipping Ave	Detached	3	4	76	\$920K	\$905K
3 August, 2017	276 Blackthorn Ave	Townhouse	3	2	14	\$670K	\$650K
4 August, 2017	69 Osler St	Townhouse	3	2	24	\$799K	\$733K
8 August, 2017	68 Rosethorn Ave	Semi-Detached	3	2	20	\$648K	\$642K
14 August, 2017	232 Laughton Ave	Townhouse	4	2	54	\$700K	\$665K
16 August, 2017	324 Osler St	Semi-Detached	3	2	2	\$749K	\$760K
	387 Symington Ave	Semi-Detached	3	2	23	\$869K	\$870K
17 August, 2017	31 Uxbridge Ave	Semi-Detached	3	2	30	\$750K	\$745K
	105 Turnberry Ave	Semi-Detached	3	2	8	\$699K	\$741K
21 August, 2017	34 Rosethorn Ave	Semi-Detached	2	1	10	\$650K	\$630K
22 August, 2017	92 Rowntree Ave	Semi-Detached	3	2	21	\$560K	\$540K
	379 Old Weston Rd	Detached	2	2	14	\$570K	\$518K
	1825 Davenport Rd	Townhouse	6	3	35	\$729K	\$685K
24 August, 2017	163 Prescott Ave	Semi-Detached	3	2	50	\$640K	\$594K

## Data

Month, Day, Year of Sold Date	Address1	Property Type	Bedrooms	Washrooms	Days on the Market	List Price	Sold Price
25 August, 2017	66 Alentejo St	Semi-Detached	3	4	66	\$799K	\$765K
30 August, 2017	263 Old Weston Rd	Semi-Detached	2	2	7	\$499K	\$495K
6 September, 2017	230 Silverthorn Ave	Semi-Detached	2	2	14	\$599K	\$610K
8 September, 2017	16 Rutland St	Semi-Detached	3	2	9	\$799K	\$790K
	148 Blackthorn Ave	Detached	4	3	11	\$700K	\$699K
10 September, 2017	4 Hibernia Ave	Semi-Detached	3	2	4	\$869K	\$864K
11 September, 2017	45 Hounslow Heath Rd	Semi-Detached	3	3	68	\$1,129K	\$1,040K
15 September, 2017	30 Rosethorn Ave	Semi-Detached	2	2	4	\$665K	\$673K
	47 Chambers Ave	Semi-Detached	3	2	4	\$659K	\$655K
	216 Connolly St	Semi-Detached	3	1	3	\$620K	\$608K
17 September, 2017	50 Rowntree Ave	Semi-Detached	2	1	3	\$624K	\$624K
18 September, 2017	42 Pelham Ave	Semi-Detached	3	2	3	\$598K	\$630K
22 September, 2017	18 Estoril Terr	Semi-Detached	3	3	16	\$790K	\$790K
26 September, 2017	4 Sagres Cres	Semi-Detached	3	3	5	\$779K	\$779K
	40 Connolly St	Townhouse	3	1	83	\$500K	\$470K
	178 Prescott Ave	Semi-Detached	3	2	16	\$650K	\$580K
5 October, 2017	55 Gillespie Ave	Semi-Detached	3	2	17	\$650K	\$650K
9 October, 2017	127 Rosethorn Ave	Semi-Detached	2	2	5	\$650K	\$643K
11 October, 2017	49 Carrick Ave	Detached	3	2	22	\$550K	\$513K
13 October, 2017	53 Laughton Ave	Semi-Detached	3	2	4	\$709K	\$720K
16 October, 2017	216 Osler St	Townhouse	3	2	6	\$650K	\$650K
17 October, 2017	283 Silverthorn Ave	Semi-Detached	3	2	29	\$650K	\$645K
18 October, 2017	30 Uxbridge Ave	Semi-Detached	5	1	17	\$659K	\$662K
	60 Carrick Ave	Detached	3	2	8	\$799K	\$925K
23 October, 2017	13, 121 Prescott Ave	Condo	1	1	17	\$399K	\$414K
28 October, 2017	18 Rosethorn Ave	Semi-Detached	3	2	16	\$649K	\$645K
30 October, 2017	42 Lindner St	Detached	3	1	6	\$649K	\$740K
	236 Old Weston Rd	Semi-Detached	2	2	20	\$500K	\$489K

## Data

Month, Day, Year of Sold Date	Address1	Property Type	Bedrooms	Washrooms	Days on the Market	List Price	Sold Price
9 November, 2017	503 Perth Ave	Semi-Detached	3	2	29	\$749K	\$765K
	512 Old Weston Rd	Semi-Detached	3	2	1	\$549K	\$580K
13 November, 2017	3 Turnberry Ave	Semi-Detached	2	2	4	\$500K	\$499K
	12, 121 Prescott Ave	Condo	0	1	7	\$369K	\$420K
	59 Miller St	Semi-Detached	3	3	1	\$789K	\$783K
15 November, 2017	222 Old Weston Rd	Semi-Detached	2	2	70	\$509K	\$490K
16 November, 2017	53 Rowntree Ave	Semi-Detached	2	1	3	\$663K	\$654K
19 November, 2017	25 Uxbridge Ave	Semi-Detached	3	3	2	\$759K	\$785K
22 November, 2017	38 Rowntree Ave	Detached	4	3	56	\$799K	\$760K
25 November, 2017	1899 Davenport Rd	Detached	3	3	54	\$739K	\$740K
27 November, 2017	277 Silverthorn Ave	Semi-Detached	3	2	4	\$595K	\$700K
30 November, 2017	184 Rosethorn Ave	Detached	2	2	5	\$699K	\$724K
4 December, 2017	91 Rockwell Ave	Semi-Detached	3	2	7	\$645K	\$730K
10 December, 2017	88 Rowntree Ave	Semi-Detached	3	2	3	\$600K	\$711K
11 December, 2017	226 Osler St	Semi-Detached	3	2	2	\$790K	\$800K
15 December, 2017	227 Old Weston Rd	Townhouse	3	4	34	\$695K	\$684K
25 December, 2017	312 Old Weston Rd	Semi-Detached	2	3	28	\$525K	\$500K
6 January, 2018	409 Old Weston Rd	Semi-Detached	3	2	77	\$565K	\$558K
19 January, 2018	577 Old Weston Rd	Detached	3	2	41	\$789K	\$775K
23 January, 2018	71 Blackthorn Ave	Detached	3	2	7	\$799K	\$855K
12 February, 2018	258 Prescott Ave	Detached	3	2	6	\$690K	\$775K
18 February, 2018	32 Howick Ave	Detached	2	2	2	\$590K	\$650K
	75 Blackthorn Ave	Semi-Detached	3	2	5	\$599K	\$680K
	348 Osler St	Semi-Detached	3	3	6	\$789K	\$812K
4 March, 2018	218 Wiltshire Ave	Townhouse	3	2	2	\$499K	\$600K
7 March, 2018	38 Howick Ave	Detached	2	3	3	\$800K	\$920K
26 March, 2018	46 Connolly St	Townhouse	3	1	7	\$499K	\$630K
	189 Laughton Ave	Semi-Detached	3	2	5	\$750K	\$820K

Data

Month, Day, Year of Sold Date	Address1	Property Type	Bedrooms	Washrooms	Days on the Market	List Price	Sold Price
27 March, 2018	88 Prescott Ave	Semi-Detached	3	2	6	\$799K	\$912K
28 March, 2018	52 Rosethorn Ave	Detached	4	3	7	\$799K	\$799K