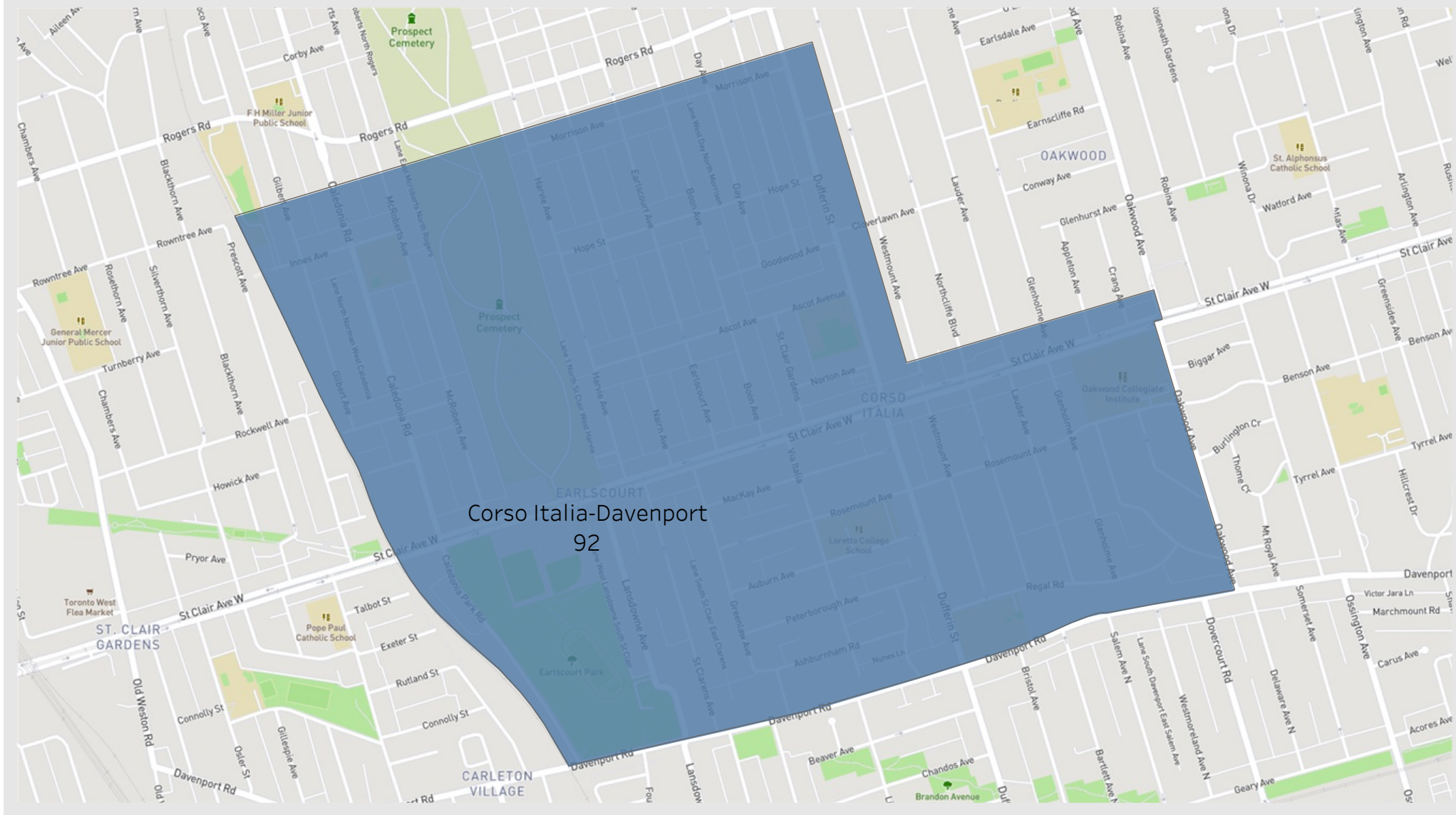
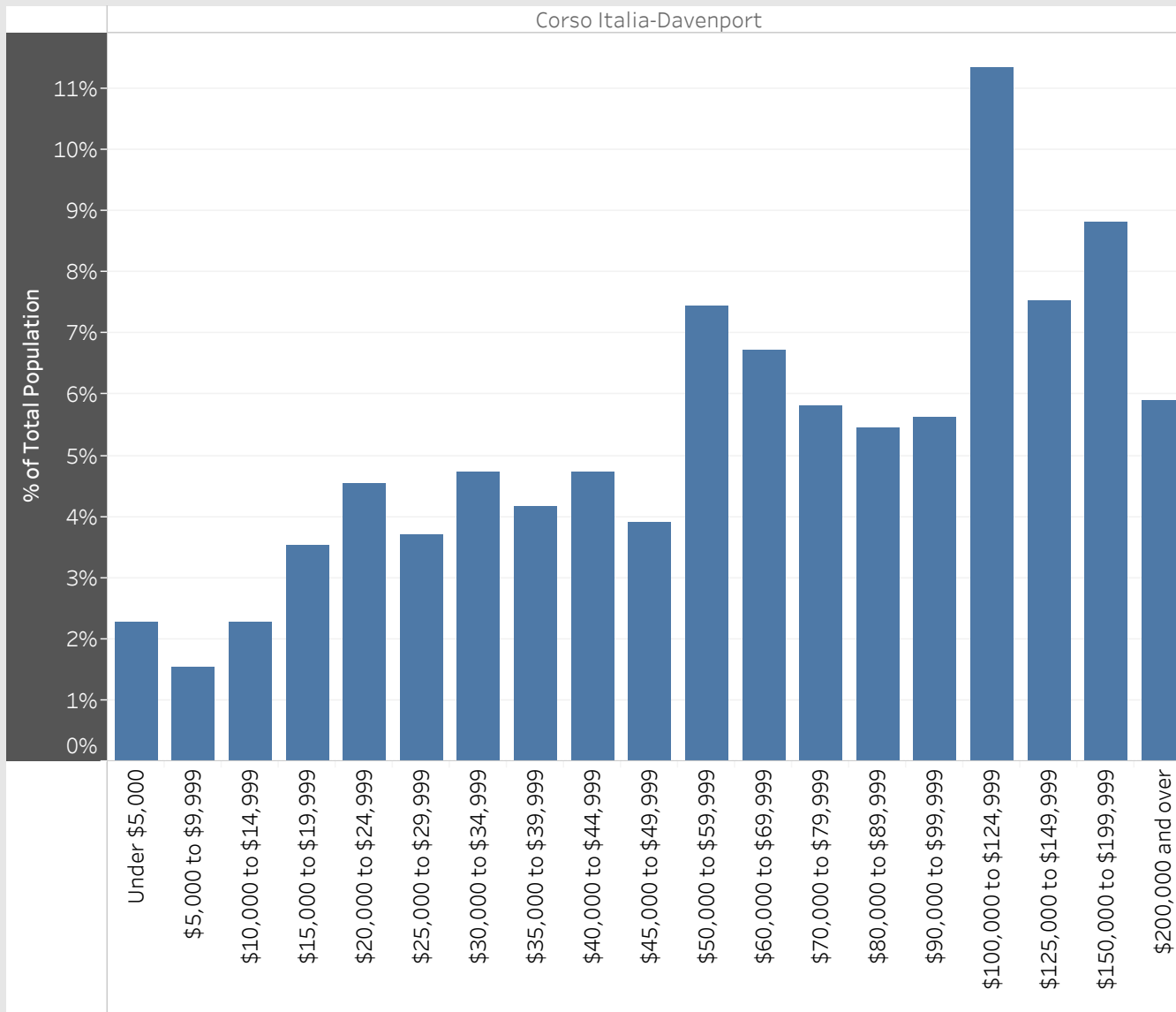


Corso Italia-Davenport
Neighbourhood Breakdown
July 1st, 2015 - March 31st, 2018

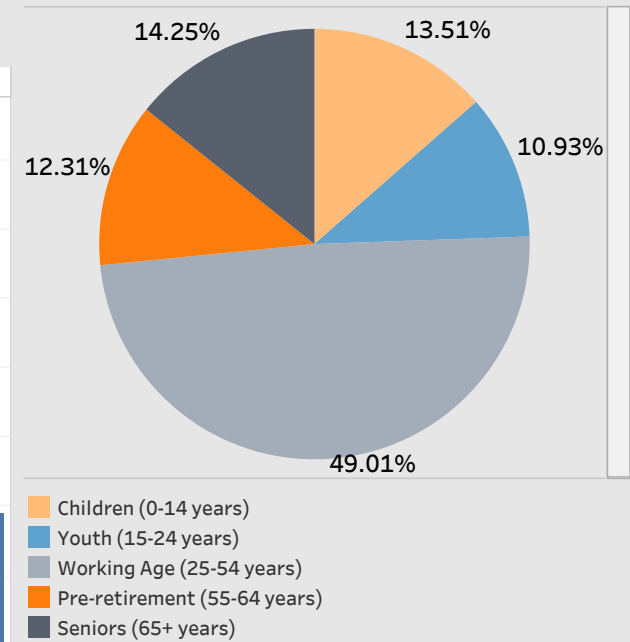


2016 StatsCan Data

Household Income in Corso Italia-Davenport



Age

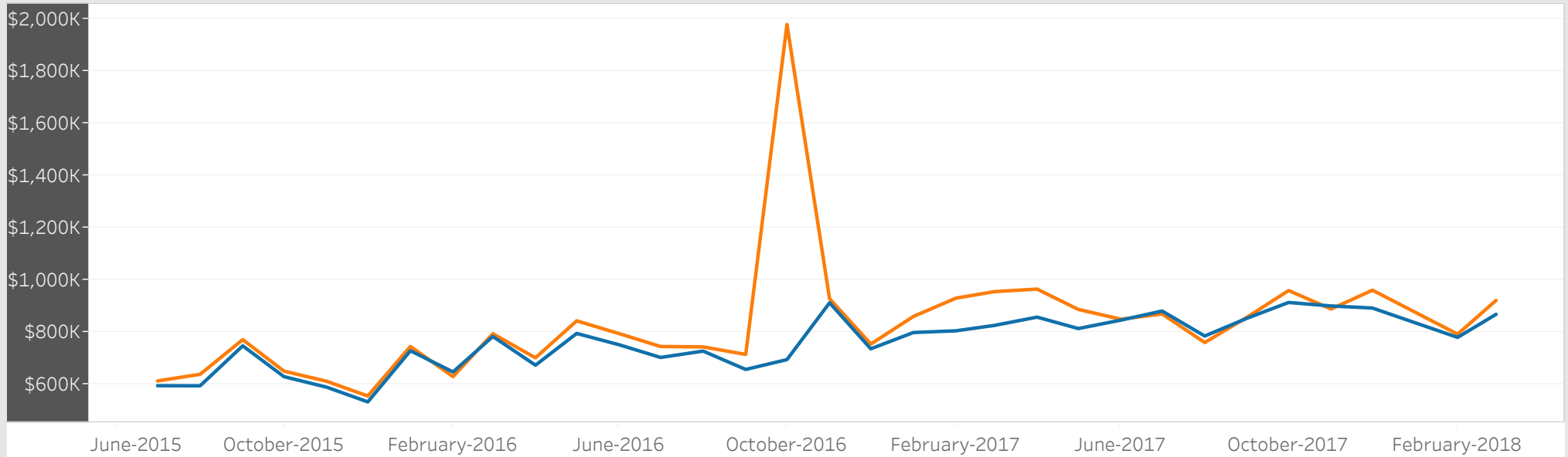


Visible Minorities

Not a visible minority	74.99%
Latin American	8.05%
Black	4.65%
Chinese	3.16%
Filipino	2.63%
South Asian	2.31%
Multiple visible minorities	1.31%
Southeast Asian	0.67%
West Asian	0.57%
Korean	0.46%
Visible minority; n.i.e.	0.46%
Japanese	0.43%
Arab	0.32%

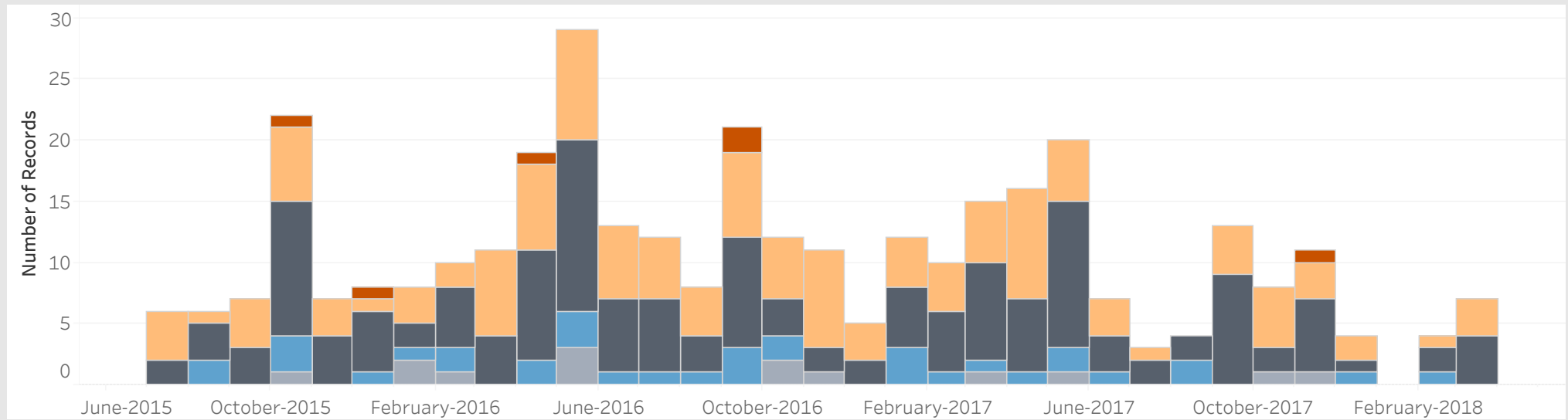
Average Sold Price vs. Average Ask Price in Corso Italia-Davenport

■ Avg. List Price ■ Avg. Sold Price



Properties Sold in Corso Italia-Davenport by Month

■ Condo ■ Detached ■ Semi-Detached ■ Townhouse ■ Other



Data

Month, Day, Year of Sold Date	Address1	Property Type	Bedrooms	Washrooms	Days on the Market	List Price	Sold Price
1 July, 2015	103 Auburn Ave, Toronto	Detached	3	3	31	\$749K	\$770K
6 July, 2015	103 Mcroberts Ave, Toronto	Detached	2	2	4	\$499K	\$505K
7 July, 2015	182 Nairn Ave, Toronto	Detached	2	2	13	\$530K	\$497K
13 July, 2015	51 Norman Ave, Toronto	Detached	4	4	14	\$800K	\$800K
16 July, 2015	45 Via Italia Rd, Toronto	Semi-Detached	2	3	7	\$580K	\$710K
22 July, 2015	62 Gilbert Ave, Toronto	Semi-Detached	2	2	19	\$400K	\$385K
4 August, 2015	25 Mackay Ave, Toronto	Detached	2	2	8	\$399K	\$545K
13 August, 2015	1031 St. Clarens Ave, Toronto	Semi-Detached	3	2	4	\$679K	\$750K
19 August, 2015	121 Ascot Ave, Toronto	Semi-Detached	2	2	22	\$569K	\$620K
24 August, 2015	14 Lambert Ave, Toronto	Semi-Detached	3	2	16	\$550K	\$560K
25 August, 2015	38 Mackay Ave, Toronto	Townhouse	3	3	12	\$750K	\$750K
	1013 St Clarens Ave, Toronto	Townhouse	3	2	26	\$609K	\$595K
5 September, 2015	10 EarlsCourt Ave, Toronto	Semi-Detached	3	2	13	\$600K	\$630K
14 September, 2015	1788 Dufferin St, Toronto	Semi-Detached	4	2	7	\$599K	\$677K
17 September, 2015	534 Mcroberts Ave, Toronto	Detached	6	3	4	\$899K	\$870K
20 September, 2015	92 Peterborough Ave, Toronto	Detached	2	2	5	\$599K	\$710K
23 September, 2015	36 Norman Ave, Toronto	Semi-Detached	3	2	10	\$500K	\$540K
	99 Nairn Ave, Toronto	Detached	3	3	7	\$799K	\$860K
28 September, 2015	15 Highview Cres, Toronto	Detached	4	3	125	\$1,225K	\$1,100K
5 October, 2015	178 Mcroberts Ave, Toronto	Semi-Detached	3	2	28	\$639K	\$675K
	246 Nairn Ave, Toronto	Detached	3	4	6	\$550K	\$625K
6 October, 2015	10, 121 Prescott Ave, Toronto	Condo	1	1	7	\$398K	\$426K
	34 Mc Farland Ave, Toronto	Semi-Detached	4	2	59	\$530K	\$520K
	145 Day Ave, Toronto	Detached	3	2	9	\$520K	\$580K
7 October, 2015	93 Sellers Ave, Toronto	Semi-Detached	3	2	12	\$600K	\$600K
8 October, 2015	179 Mcroberts Ave, Toronto	Semi-Detached	3	2	4	\$639K	\$720K
11 October, 2015	1951 Dufferin St, Toronto	Semi-Detached	3	2	12	\$689K	\$683K
13 October, 2015	1310 St Clair Ave, Toronto	Other	3	3	34	\$600K	\$589K

Data

Month, Day, Year of Sold Date	Address1	Property Type	Bedrooms	Washrooms	Days on the Market	List Price	Sold Price
14 October, 2015	217 Boon Ave, Toronto	Semi-Detached	3	2	8	\$595K	\$615K
15 October, 2015	59 Day Ave, Toronto	Detached	3	2	8	\$599K	\$621K
	1490 Davenport Rd, Toronto	Semi-Detached	3	2	78	\$560K	\$520K
19 October, 2015	37 Ashburnham Rd, Toronto	Detached	3	2	7	\$669K	\$725K
	125 Ascot Ave, Toronto	Townhouse	3	2	6	\$600K	\$692K
21 October, 2015	81 Gilbert Ave, Toronto	Detached	3	4	29	\$659K	\$631K
25 October, 2015	95 Boon Ave, Toronto	Semi-Detached	3	3	6	\$679K	\$785K
26 October, 2015	5 Archgate Lane, Toronto	Semi-Detached	3	4	6	\$789K	\$840K
	45 Auburn Ave, Toronto	Semi-Detached	3	3	6	\$750K	\$760K
28 October, 2015	1879 Dufferin St, Toronto	Semi-Detached	3	2	33	\$479K	\$450K
31 October, 2015	2, 92 Caledonia Park Rd, Toronto	Townhouse	1	1	22	\$320K	\$317K
	37 Glenholme Ave, Toronto	Detached	4	4	34	\$1,450K	\$1,410K
	112 Caledonia Park Rd, Toronto	Townhouse	2	2	5	\$495K	\$491K
2 November, 2015	142 Earlscourt Ave, Toronto	Semi-Detached	3	3	8	\$675K	\$738K
	153 Morrison Ave, Toronto	Detached	5	2	12	\$539K	\$550K
5 November, 2015	162 Caledonia Rd, Toronto	Semi-Detached	3	3	4	\$600K	\$710K
12 November, 2015	338 Harvie Ave, Toronto	Detached	1	2	66	\$390K	\$384K
16 November, 2015	213 Caledonia Rd, Toronto	Semi-Detached	3	2	19	\$579K	\$568K
18 November, 2015	193 Caledonia Rd, Toronto	Semi-Detached	3	2	8	\$650K	\$645K
25 November, 2015	12 Ascot Ave, Toronto	Detached	3	2	21	\$679K	\$675K
1 December, 2015	1546 Dufferin St, Toronto	Semi-Detached	3	2	8	\$450K	\$470K
7 December, 2015	977 St Clarens Ave, Toronto	Semi-Detached	3	2	34	\$709K	\$695K
8 December, 2015	22, 121 Prescott Ave, Toronto	Condo	1	1	92	\$299K	\$285K
	157 Caledonia Rd, Toronto	Detached	3	1	3	\$370K	\$435K
15 December, 2015	245 Nairn Ave, Toronto	Semi-Detached	3	4	4	\$800K	\$855K
16 December, 2015	268 Mcroberts Ave, Toronto	Semi-Detached	3	2	1	\$460K	\$550K
25 December, 2015	2, 102 Caledonia Park Rd Rd, Toronto	Townhouse	2	2	9	\$510K	\$512K
30 December, 2015	1250 Lansdowne Ave, Toronto	Semi-Detached	3	2	12	\$649K	\$626K

Data

Month, Day, Year of Sold Date	Address1	Property Type	Bedrooms	Washrooms	Days on the Market	List Price	Sold Price
3 January, 2016	267 Boon Ave, Toronto	Other	3	3	40	\$879K	\$869K
6 January, 2016	1587 Dufferin St, Toronto	Detached	5	2	5	\$890K	\$890K
10 January, 2016	1597 Dufferin St, Toronto	Detached	6	3	34	\$870K	\$850K
18 January, 2016	45 Greenlaw Ave, Toronto	Townhouse	3	2	8	\$649K	\$673K
	1988 Dufferin St, Toronto	Other	2	3	8	\$700K	\$700K
22 January, 2016	83 Boon Ave	Semi-Detached	3	3	4	\$550K	\$653K
27 January, 2016	61 Caledonia Rd	Semi-Detached	3	2	9	\$599K	\$692K
29 January, 2016	1007 St Clarens Ave	Detached	3	2	12	\$679K	\$620K
3 February, 2016	1584 Davenport Rd	Semi-Detached	3	3	54	\$530K	\$527K
	1968 Dufferin St	Other	2	2	14	\$775K	\$750K
7 February, 2016	102 Auburn Ave	Detached	5	3	17	\$849K	\$849K
12 February, 2016	1580 Davenport Rd	Semi-Detached	3	2	11	\$465K	\$466K
14 February, 2016	4, 100 Caledonia Park Rd	Townhouse	2	2	5	\$512K	\$516K
	1953 Dufferin St	Semi-Detached	3	2	5	\$649K	\$640K
16 February, 2016	79 Mackay Ave	Semi-Detached	3	3	14	\$830K	\$805K
18 February, 2016	142A EarlsCourt Ave	Semi-Detached	3	2	9	\$599K	\$556K
19 February, 2016	113 Sellers Ave	Townhouse	2	2	1	\$400K	\$370K
22 February, 2016	89 Mackay Ave	Detached	3	2	25	\$848K	\$799K
1 March, 2016	151 Harvie Ave	Detached	2	2	10	\$499K	\$575K
10 March, 2016	174 Day Ave	Semi-Detached	3	2	7	\$559K	\$630K
11 March, 2016	171 Day Ave	Semi-Detached	3	2	11	\$549K	\$575K
13 March, 2016	120 Hope St	Detached	3	4	32	\$1,199K	\$1,210K
15 March, 2016	24 Gilbert Ave	Detached	4	2	5	\$499K	\$560K
16 March, 2016	1259 Lansdowne Ave	Semi-Detached	2	3	8	\$650K	\$637K
17 March, 2016	8 Ascot Ave	Detached	4	4	45	\$1,089K	\$1,001K
21 March, 2016	105 Boon Ave	Detached	5	3	13	\$850K	\$900K
29 March, 2016	184 Rosemount Ave	Semi-Detached	3	2	5	\$630K	\$680K
31 March, 2016	231 Mcroberts Ave	Detached	3	4	68	\$1,075K	\$1,075K

Data

Month, Day, Year of Sold Date	Address1	Property Type	Bedrooms	Washrooms	Days on the Market	List Price	Sold Price
31 March, 2016	1008 St Clarens Ave	Detached	5	2	34	\$1,000K	\$872K
1 April, 2016	43 Norman Ave	Semi-Detached	3	2	20	\$575K	\$530K
	126 Caledonia Rd	Detached	1	1	3	\$400K	\$440K
	1013 St Clarens Ave	Townhouse	3	2	12	\$749K	\$735K
4 April, 2016	28 Gilbert Ave	Semi-Detached	3	2	6	\$549K	\$560K
	199 Caledonia Rd	Semi-Detached	3	2	4	\$650K	\$700K
7 April, 2016	112 Greenlaw Ave	Detached	4	2	6	\$600K	\$855K
8 April, 2016	99 Gilbert Ave	Detached	2	2	63	\$650K	\$622K
	110 Mcroberts Ave	Detached	3	2	49	\$776K	\$725K
12 April, 2016	107 Westmount Ave	Detached	6	2	5	\$999K	\$1,075K
15 April, 2016	18, 121 Prescott Ave	Condo	1	1	3	\$499K	\$510K
16 April, 2016	29 Via Italia	Semi-Detached	4	3	38	\$770K	\$740K
20 April, 2016	12 Lambert Ave	Semi-Detached	3	2	7	\$550K	\$620K
	96 Day Ave	Semi-Detached	3	2	9	\$725K	\$700K
21 April, 2016	2, 114 Caledonia Park Rd	Townhouse	2	2	3	\$512K	\$532K
23 April, 2016	95 Henrietta St	Detached	6	3	4	\$849K	\$807K
27 April, 2016	175 Mcroberts Ave	Semi-Detached	3	2	1	\$658K	\$810K
	1419 Lansdowne Ave, Toronto	Detached	3	4	8	\$950K	\$949K
28 April, 2016	127 Corbett Ave	Semi-Detached	6	3	44	\$599K	\$585K
29 April, 2016	43 Nairn Ave	Semi-Detached	3	4	8	\$700K	\$803K
2 May, 2016	73 Harvie Ave	Semi-Detached	3	2	3	\$580K	\$760K
	92 Northcliffe Blvd	Detached	4	4	33	\$1,749K	\$1,681K
3 May, 2016	70 Ascot Ave	Detached	3	2	7	\$689K	\$760K
4 May, 2016	17 Auburn Ave	Detached	5	4	29	\$1,100K	\$1,065K
	219 Boon Ave	Semi-Detached	3	3	6	\$699K	\$826K
6 May, 2016	97 Caledonia Rd	Semi-Detached	3	2	17	\$650K	\$640K
	128 Mcroberts Ave	Other		0	10	\$498K	\$465K
	130 Mcroberts Ave	Detached	4	2	10	\$498K	\$465K

Data

Month, Day, Year of Sold Date	Address1	Property Type	Bedrooms	Washrooms	Days on the Market	List Price	Sold Price
6 May, 2016	1022 St. Clarens Ave	Other	3	4	58	\$1,249K	\$1,200K
8 May, 2016	4, 96 Caledonia Park Rd	Townhouse	2	2	3	\$490K	\$478K
9 May, 2016	18 Gilbert Ave	Detached	3	2	11	\$549K	\$520K
	47 Mcfarland Ave	Semi-Detached	3	2	7	\$700K	\$825K
10 May, 2016	59 Ashburnham Rd	Semi-Detached	3	3	1	\$799K	\$999K
	171 Harvie Ave	Semi-Detached	3	3	7	\$699K	\$888K
12 May, 2016	117 Earls court Ave	Detached	4	3	30	\$800K	\$773K
	211 Boon Ave	Detached	3	1	7	\$619K	\$649K
16 May, 2016	105 Auburn Ave	Semi-Detached	3	2	7	\$699K	\$770K
17 May, 2016	67 Caledonia Rd	Semi-Detached	3	2	7	\$597K	\$695K
	1042 * St Clarens Ave	Townhouse	3	2	12	\$730K	\$710K
18 May, 2016	61 Boon Ave	Semi-Detached	4	3	6	\$790K	\$850K
19 May, 2016	113 Auburn Ave	Semi-Detached	3	3	8	\$649K	\$785K
21 May, 2016	109 Earls court Ave	Detached	3	2	11	\$799K	\$805K
23 May, 2016	56 Gilbert Ave	Townhouse	3	3	7	\$479K	\$480K
24 May, 2016	1387 Lansdowne Ave, Toronto	Semi-Detached	3	2	7	\$700K	\$750K
25 May, 2016	28 Glenholme Ave	Detached	4	2	9	\$999K	\$1,303K
	129 Sellers Ave	Semi-Detached	4	3	0	\$749K	\$855K
27 May, 2016	49 Auburn Ave	Other	7	6	108	\$2,149K	\$2,010K
29 May, 2016	157 Morrison Ave	Semi-Detached	3	2	17	\$670K	\$675K
31 May, 2016	70 Goodwood Ave	Semi-Detached	3	2	7	\$629K	\$726K
1 June, 2016	135 Sellers Ave	Detached	3	2	7	\$700K	\$742K
3 June, 2016	118 Mackay Ave	Semi-Detached	2	2	2	\$590K	\$605K
	#1, 94 Caledonia Park Rd	Townhouse	2	2	14	\$499K	\$518K
4 June, 2016	78 Glenholme Ave	Detached	4	4	1	\$1,699K	\$1,665K
6 June, 2016	1506 Dufferin St	Semi-Detached	5	2	12	\$699K	\$780K
7 June, 2016	52 St Clair Gdns	Semi-Detached	3	2	7	\$729K	\$767K
	238 Harvie Ave	Detached	2	2	76	\$600K	\$570K

Data

Month, Day, Year of Sold Date	Address1	Property Type	Bedrooms	Washrooms	Days on the Market	List Price	Sold Price
8 June, 2016	1486 Davenport Rd	Semi-Detached	3	2	36	\$649K	\$540K
13 June, 2016	4 Via Italia	Detached	4	3	8	\$829K	\$960K
14 June, 2016	173 Earlscourt Ave	Semi-Detached	3	2	8	\$679K	\$770K
20 June, 2016	270 Mcroberts Ave	Semi-Detached	3	3	6	\$775K	\$935K
23 June, 2016	242 Harvie Ave	Detached	3	2	10	\$600K	\$720K
27 June, 2016	382 Mcroberts Ave	Detached	3	3	14	\$699K	\$731K
6 July, 2016	102 Via Italia	Semi-Detached	5	3	21	\$700K	\$690K
7 July, 2016	113 Sellers Ave	Townhouse	2	2	21	\$449K	\$420K
11 July, 2016	945 St Clarens Ave	Detached	3	2	6	\$700K	\$870K
12 July, 2016	222 Harvie Ave W	Detached	3	2	12	\$600K	\$600K
	1396 Davenport Rd	Semi-Detached	3	2	8	\$500K	\$630K
18 July, 2016	46 Day Ave	Semi-Detached	3	2	14	\$509K	\$509K
19 July, 2016	104 Nairn Ave	Detached	3	2	9	\$549K	\$564K
20 July, 2016	1387 Lansdowne Ave	Semi-Detached	3	2	16	\$700K	\$766K
22 July, 2016	1514 Davenport Rd	Semi-Detached	3	2	9	\$660K	\$650K
27 July, 2016	1082 St Clarens Ave	Semi-Detached	3	2	7	\$650K	\$715K
29 July, 2016	35 Westmount Ave	Detached	4	3	4	\$1,000K	\$1,156K
	88 Ashburnham Rd	Detached	7	6	24	\$1,399K	\$1,350K
3 August, 2016	21 Rosecliffe Ave	Detached	2	3	29	\$750K	\$725K
6 August, 2016	162 Rosemount Ave	Detached	3	2	58	\$789K	\$840K
15 August, 2016	90 Earlscourt Ave	Detached	3	4	10	\$1,190K	\$1,261K
19 August, 2016	145 Day Ave	Detached	3	3	51	\$860K	\$820K
22 August, 2016	3, 108 Caledonia Park Rd	Townhouse	2	2	13	\$519K	\$560K
	69 Gilbert Ave	Semi-Detached	3	2	6	\$550K	\$550K
24 August, 2016	35 Gilbert Ave	Semi-Detached	3	2	13	\$549K	\$533K
29 August, 2016	190 Nairn Ave	Semi-Detached	2	2	12	\$598K	\$645K
1 September, 2016	244 Rosemount Ave	Semi-Detached	3	3	3	\$580K	\$659K
2 September, 2016	35 Sellers Ave	Detached	3	2	14	\$700K	\$690K

Data

Month, Day, Year of Sold Date	Address1	Property Type	Bedrooms	Washrooms	Days on the Market	List Price	Sold Price
2 September, 2016	120 Mackay Ave	Detached	3	3	0	\$600K	\$732K
10 September, 2016	75 Nairn Ave	Townhouse	3	2	3	\$599K	\$611K
12 September, 2016	5 Norman Ave	Semi-Detached	3	2	6	\$600K	\$634K
13 September, 2016	2, 94 Caledonia Park Rd	Townhouse	2	1	8	\$509K	\$505K
14 September, 2016	237 Harvie Ave	Detached	3	3	7	\$649K	\$730K
16 September, 2016	81 Earls court Ave	Detached	3	3	10	\$850K	\$861K
19 September, 2016	32 Norton Ave	Semi-Detached	3	2	7	\$589K	\$704K
	67 Gilbert Ave	Semi-Detached	3	2	7	\$600K	\$666K
20 September, 2016	27 Norton Ave	Semi-Detached	3	2	14	\$700K	\$790K
	154 Boon Ave	Semi-Detached	3	2	1	\$725K	\$853K
	209 Mcroberts Ave	Semi-Detached	5	2	9	\$600K	\$700K
21 September, 2016	11, 121 Prescott Ave	Condo	1	1	1	\$395K	\$405K
23 September, 2016	49 Boon Ave	Semi-Detached	5	4	7	\$980K	\$1,090K
26 September, 2016	28 Northcliffe Blvd	Detached	4	3	7	\$1,490K	\$1,610K
	218 Boon Ave	Detached	2	1	5	\$549K	\$603K
27 September, 2016	3, 92 Caledonia Park Rd	Townhouse	1	1	8	\$360K	\$347K
	7, 121 Prescott Ave	Condo	1	1	7	\$430K	\$461K
28 September, 2016	61 Innes Ave	Detached	2	2	8	\$469K	\$475K
30 September, 2016	91 Nairn Ave	Semi-Detached	3	3	3	\$787K	\$846K
6 October, 2016	105 Hope St	Other	3	2	12	\$700K	\$681K
	241 Mcroberts Ave	Detached	2	2	5	\$499K	\$621K
12 October, 2016	61 Earls court Ave	Semi-Detached	2	2	9	\$550K	\$746K
14 October, 2016	177 Caledonia Rd	Other		0	95	\$0K	\$15,150K
	#1, 108 Caledonia Park Rd	Townhouse	2	2	4	\$550K	\$601K
17 October, 2016	4, 102 Caledonia Park Rd	Townhouse	2	2	6	\$525K	\$565K
18 October, 2016	253 Mcroberts Ave	Semi-Detached	3	1	7	\$680K	\$710K
21 October, 2016	15 Glenholme Ave	Detached	4	3	44	\$1,795K	\$1,705K
24 October, 2016	114 Sellers Ave	Semi-Detached	3	2	19	\$828K	\$807K

Data

Month, Day, Year of Sold Date	Address1	Property Type	Bedrooms	Washrooms	Days on the Market	List Price	Sold Price
25 October, 2016	18 Gilbert Ave	Detached	3	2	7	\$750K	\$700K
27 October, 2016	147 Boon Ave	Detached	3	2	7	\$770K	\$815K
	164 Morrison Ave	Detached	3	2	9	\$669K	\$640K
2 November, 2016	1057 St Clair Ave W	Other	9	7	14	\$1,575K	\$1,711K
3 November, 2016	48 Regal Rd	Detached	4	3	2	\$1,249K	\$1,200K
4 November, 2016	41 Peterborough Ave	Semi-Detached	3	3	12	\$730K	\$728K
8 November, 2016	79 Gilbert Ave	Detached	2	2	5	\$545K	\$570K
15 November, 2016	970 St Clarens Ave	Detached	2	2	7	\$699K	\$731K
16 November, 2016	30 Sellers Ave	Semi-Detached	3	2	23	\$700K	\$694K
17 November, 2016	134 Westmount Ave	Detached	4	3	7	\$1,398K	\$1,388K
21 November, 2016	87 Earls court Ave	Detached	3	2	6	\$775K	\$800K
24 November, 2016	178 Nairn Ave	Detached	4	2	3	\$900K	\$899K
26 November, 2016	168 Mcroberts Ave	Detached	4	2	2	\$749K	\$720K
29 November, 2016	62 Goodwood Ave	Detached	3	3	8	\$700K	\$750K
8 December, 2016	47 Boon Ave	Semi-Detached	4	2	3	\$800K	\$870K
	70 Sellers Ave	Detached	5	2	62	\$949K	\$870K
9 December, 2016	110 Earls court Ave	Detached	3	2	10	\$765K	\$820K
	1879 Dufferin St	Semi-Detached	3	2	24	\$659K	\$646K
15 December, 2016	61 Innes Ave	Detached	2	2	6	\$499K	\$557K
12 January, 2017	268 Mcroberts Ave	Semi-Detached	3	3	15	\$875K	\$870K
13 January, 2017	89 Ashburnham Rd	Semi-Detached	4	2	4	\$858K	\$889K
16 January, 2017	121 Earls court Ave	Detached	4	3	7	\$949K	\$1,171K
17 January, 2017	3, 104 Caledonia Park Rd	Townhouse	3	2	9	\$530K	\$624K
18 January, 2017	136 Harvie Ave	Semi-Detached	3	2	1	\$600K	\$704K
23 January, 2017	1778 Dufferin St	Semi-Detached	4	4	66	\$955K	\$951K
25 January, 2017	12 Ascot Ave	Detached	2	4	44	\$1,068K	\$990K
26 January, 2017	116 Peterborough Ave	Semi-Detached	3	2	10	\$829K	\$895K
	124 Day Ave	Townhouse	3	3	17	\$800K	\$795K

Data

Month, Day, Year of Sold Date	Address1	Property Type	Bedrooms	Washrooms	Days on the Market	List Price	Sold Price
30 January, 2017	143 Boon Ave	Detached	3	3	4	\$900K	\$1,109K
31 January, 2017	14 Innes Ave	Detached	3	3	8	\$699K	\$737K
	98 Ascot Ave	Townhouse	3	2	0	\$500K	\$567K
3 February, 2017	12 Archgate Lane	Semi-Detached	3	4	4	\$889K	\$1,103K
7 February, 2017	77 Mcroberts Ave	Semi-Detached	3	2	6	\$850K	\$827K
8 February, 2017	232 Boon Ave	Semi-Detached	3	2	7	\$829K	\$883K
9 February, 2017	131 Ascot Ave	Townhouse	3	2	8	\$759K	\$825K
	1548 Dufferin St S	Semi-Detached	3	2	3	\$729K	\$770K
10 February, 2017	10 Goodwood Ave	Detached	3	2	2	\$700K	\$920K
13 February, 2017	560 Nairn Ave	Detached	4	3	7	\$1,000K	\$1,300K
15 February, 2017	129 Earlscourt Ave	Detached	2	2	7	\$700K	\$840K
27 February, 2017	138 Sellers Ave	Detached	4	3	6	\$780K	\$985K
28 February, 2017	37 Via Italia	Semi-Detached	3	2	4	\$799K	\$835K
7 March, 2017	79 Auburn Ave	Semi-Detached	3	2	8	\$699K	\$889K
	255 Mcroberts Ave	Semi-Detached	3	3	8	\$600K	\$831K
9 March, 2017	2 Rosecliffe Ave	Detached	3	2	7	\$749K	\$835K
14 March, 2017	102 Nairn Ave	Detached	3	2	7	\$700K	\$925K
	256 Mcroberts Ave	Semi-Detached	4	2	6	\$680K	\$756K
15 March, 2017	1500 Davenport Rd	Semi-Detached	3	2	0	\$650K	\$821K
18 March, 2017	1419 Lansdowne Ave	Detached	3	4	7	\$900K	\$1,100K
19 March, 2017	94 Day Ave	Semi-Detached	3	2	12	\$740K	\$750K
	1490 Dufferin St, Toronto	Other	5	6	49	\$1,500K	\$1,415K
21 March, 2017	8 Boon Ave	Detached	6	3	7	\$1,099K	\$1,412K
27 March, 2017	1540 Dufferin St	Semi-Detached	3	2	6	\$699K	\$820K
29 March, 2017	61 Mackay Ave	Townhouse	3	2	6	\$800K	\$892K
	1578 Davenport Rd	Semi-Detached	3	2	1	\$600K	\$855K
	1652 Dufferin St	Detached	2	3	63	\$1,149K	\$1,080K
31 March, 2017	66 Nairn Ave	Semi-Detached	3	2	4	\$799K	\$925K

Data

Month, Day, Year of Sold Date	Address1	Property Type	Bedrooms	Washrooms	Days on the Market	List Price	Sold Price
3 April, 2017	77 Mcfarland Ave	Semi-Detached	3	2	7	\$849K	\$1,120K
	155A Harvie Ave	Semi-Detached	3	2	4	\$899K	\$1,000K
4 April, 2017	58 Peterborough Ave	Semi-Detached	2	2	7	\$729K	\$939K
5 April, 2017	95 Glenholme Ave	Detached	6	4	7	\$1,399K	\$1,680K
9 April, 2017	139 Earlscourt Ave	Townhouse	2	3	6	\$800K	\$875K
10 April, 2017	105 Westmount Ave	Detached	6	4	6	\$1,190K	\$1,411K
	136 Mcroberts Ave	Detached	2	2	7	\$699K	\$725K
12 April, 2017	274 Boon Ave	Detached	2	4	10	\$960K	\$907K
18 April, 2017	103 Morrison Ave	Detached	3	2	8	\$788K	\$975K
21 April, 2017	51 Saint Clair Gdns	Semi-Detached	4	2	10	\$840K	\$800K
25 April, 2017	19 Earlscourt Ave	Semi-Detached	3	3	7	\$700K	\$904K
28 April, 2017	136 Nairn Ave	Detached	3	2	24	\$725K	\$703K
	196 Caledonia Rd	Detached	3	3	23	\$699K	\$685K
29 April, 2017	79 Boon Ave	Semi-Detached	3	2	9	\$839K	\$805K
30 April, 2017	25 Day Ave	Detached	4	2	6	\$799K	\$1,015K
	953 St Clarens Ave	Detached	2	2	11	\$779K	\$870K
4 May, 2017	85 Gilbert Ave	Semi-Detached	3	2	2	\$729K	\$901K
	1514 Davenport Rd	Semi-Detached	4	4	17	\$899K	\$897K
5 May, 2017	68 Ascot Ave	Other		0	1	\$200K	\$350K
6 May, 2017	138 Earlscourt Ave	Detached	3	3	10	\$1,049K	\$1,225K
8 May, 2017	27 Lauder Ave	Detached	5	3	7	\$1,589K	\$1,750K
10 May, 2017	52 Innes Ave	Semi-Detached	3	2	7	\$650K	\$775K
	209 Mcroberts Ave	Semi-Detached	3	3	6	\$779K	\$870K
11 May, 2017	3, 112 Caledonia Park Rd	Townhouse	2	2	8	\$659K	\$690K
13 May, 2017	99 Nairn Ave	Detached	3	3	5	\$1,049K	\$1,175K
	124 Gilbert Ave	Semi-Detached	3	2	17	\$650K	\$610K
14 May, 2017	62 Nairn Ave	Detached	2	2	25	\$860K	\$805K
18 May, 2017	144 Rosemount Ave	Semi-Detached	3	2	7	\$779K	\$885K

Data

Month, Day, Year of Sold Date	Address1	Property Type	Bedrooms	Washrooms	Days on the Market	List Price	Sold Price
23 May, 2017	28 Greenlaw Ave	Semi-Detached	3	2	8	\$600K	\$675K
	99 Ascot Ave	Semi-Detached	3	3	8	\$699K	\$815K
24 May, 2017	93 Harvie Ave	Semi-Detached	4	2	19	\$1,075K	\$1,063K
	142A Earls court Ave	Semi-Detached	3	2	0	\$899K	\$885K
25 May, 2017	2, 96 Caledonia Park Rd	Townhouse	2	2	3	\$500K	\$610K
	1538 Davenport Rd	Semi-Detached	5	3	27	\$850K	\$850K
	1822 Dufferin St	Semi-Detached	2	2	21	\$738K	\$829K
30 May, 2017	150 Hope St	Detached	3	2	7	\$989K	\$1,049K
1 June, 2017	6 Innes Ave	Semi-Detached	3	2	15	\$719K	\$690K
12 June, 2017	42 Glenholme Ave	Detached	4	2	7	\$1,329K	\$1,500K
13 June, 2017	1598 Dufferin St	Semi-Detached	3	2	15	\$479K	\$465K
16 June, 2017	1079 St Clarens Ave	Detached	3	2	32	\$1,100K	\$1,030K
	1593 Dufferin St	Detached	5	4	31	\$1,100K	\$1,050K
27 June, 2017	Unit 1, 110 Caledonia Park Rd	Townhouse	2	2	15	\$659K	\$659K
30 June, 2017	144A Earls court Ave	Semi-Detached	3	2	15	\$525K	\$541K
4 July, 2017	311 Mcroberts Ave	Semi-Detached	2	2	8	\$639K	\$620K
13 July, 2017	92 Glenholme Ave	Detached	3	2	9	\$1,229K	\$1,229K
20 July, 2017	45 Caledonia Rd	Semi-Detached	3	2	15	\$770K	\$755K
4 August, 2017	98 Ascot Ave	Townhouse	4	2	5	\$815K	\$780K
10 August, 2017	101 Hope St	Semi-Detached	3	3	22	\$790K	\$765K
21 August, 2017	174 Mcroberts Ave	Semi-Detached	3	2	29	\$729K	\$730K
23 August, 2017	1520 Davenport Rd	Townhouse	3	3	41	\$800K	\$759K
6 September, 2017	228 Harvie Ave	Detached	3	3	16	\$1,089K	\$1,070K
10 September, 2017	153 Morrison Ave	Detached	4	5	5	\$1,099K	\$1,115K
11 September, 2017	204 Caledonia Rd	Semi-Detached	3	2	11	\$790K	\$780K
12 September, 2017	33 Norton Ave	Semi-Detached	3	3	7	\$595K	\$805K
15 September, 2017	986 St Clarens Ave	Detached	3	2	10	\$999K	\$953K
	1642 Dufferin St	Detached	3	2	11	\$800K	\$750K

Data

Month, Day, Year of Sold Date	Address1	Property Type	Bedrooms	Washrooms	Days on the Market	List Price	Sold Price
18 September, 2017	70 Gilbert Ave	Semi-Detached	4	2	86	\$800K	\$755K
20 September, 2017	54 Earlscourt Ave	Semi-Detached	3	2	1	\$879K	\$865K
21 September, 2017	270 Harvie Ave	Semi-Detached	3	2	8	\$779K	\$817K
23 September, 2017	117 Mcroberts Ave	Semi-Detached	3	3	2	\$870K	\$870K
26 September, 2017	107 Morrison Ave	Semi-Detached	3	2	4	\$730K	\$721K
	126 Day Ave	Semi-Detached	3	3	11	\$779K	\$765K
28 September, 2017	179 Mcroberts Ave	Semi-Detached	3	2	2	\$869K	\$869K
16 October, 2017	1027 St Clarens Ave	Semi-Detached	4	4	28	\$1,000K	\$955K
17 October, 2017	65 Sellers Ave	Detached	2	2	6	\$799K	\$915K
	1035 St Clarens Ave	Detached	5	3	9	\$1,000K	\$1,100K
20 October, 2017	123 Mackay Ave	Semi-Detached	3	2	3	\$699K	\$700K
	211 Nairn Ave	Other	4	2	3	\$600K	\$835K
25 October, 2017	150 Hope St	Detached	3	2	36	\$1,100K	\$1,080K
26 October, 2017	83A Earlscourt Ave	Detached	4	4	38	\$1,200K	\$1,197K
30 October, 2017	217 Nairn Ave	Detached	4	3	54	\$899K	\$880K
4 November, 2017	1249 St Clair Ave W	Other	0	4	180	\$1,800K	\$1,560K
7 November, 2017	7 Mackay Ave	Detached	2	1	113	\$800K	\$770K
8 November, 2017	27, 121 Prescott Ave	Condo	1	1	28	\$400K	\$410K
9 November, 2017	49 Nairn Ave	Semi-Detached	3	2	29	\$900K	\$892K
11 November, 2017	1962 Dufferin St	Detached	3	3	64	\$810K	\$803K
14 November, 2017	1286 Lansdowne Ave	Semi-Detached	4	5	8	\$750K	\$950K
17 November, 2017	28 Day Ave	Semi-Detached	3	2	7	\$800K	\$890K
18 November, 2017	28 Mackay Ave	Semi-Detached	2	2	86	\$799K	\$765K
22 November, 2017	117 Ascot Ave	Detached	3	2	14	\$899K	\$860K
23 November, 2017	14 Archgate Lane	Semi-Detached	3	4	23	\$979K	\$950K
24 November, 2017	92 Ascot Ave	Semi-Detached	4	4	11	\$949K	\$907K
5 December, 2017	1337 Lansdowne Ave	Semi-Detached	4	3	6	\$695K	\$1,026K
8 December, 2017	61 Nairn Ave	Detached	4	4	7	\$1,329K	\$1,329K

Data

Month, Day, Year of Sold Date	Address1	Property Type	Bedrooms	Washrooms	Days on the Market	List Price	Sold Price
15 December, 2017	101 Harvie Ave	Townhouse	3	3	17	\$789K	\$810K
22 December, 2017	213 Nairn Ave	Detached	2	2	42	\$750K	\$672K
26 February, 2018	63 Innes Ave	Detached	2	3	117	\$800K	\$650K
	76 Harvie Ave	Semi-Detached	3	2	11	\$899K	\$985K
	#1, 108 Caledonia Park Rd	Townhouse	2	2	6	\$715K	\$755K
27 February, 2018	140 Morrison Ave	Semi-Detached	3	2	7	\$699K	\$773K
1 March, 2018	148 Caledonia Rd	Detached	3	2	8	\$950K	\$925K
20 March, 2018	1953 Dufferin St	Semi-Detached	3	2	13	\$789K	\$789K
21 March, 2018	16 Appleton Ave	Semi-Detached	3	3	2	\$899K	\$1,200K
	187 Mcroberts Ave	Semi-Detached	3	2	8	\$860K	\$860K
22 March, 2018	211 Boon Ave	Detached	3	1	21	\$870K	\$867K
25 March, 2018	42 Mc Farland Ave	Detached	3	2	5	\$799K	\$910K
28 March, 2018	94 Day Ave	Semi-Detached	3	2	12	\$900K	\$890K