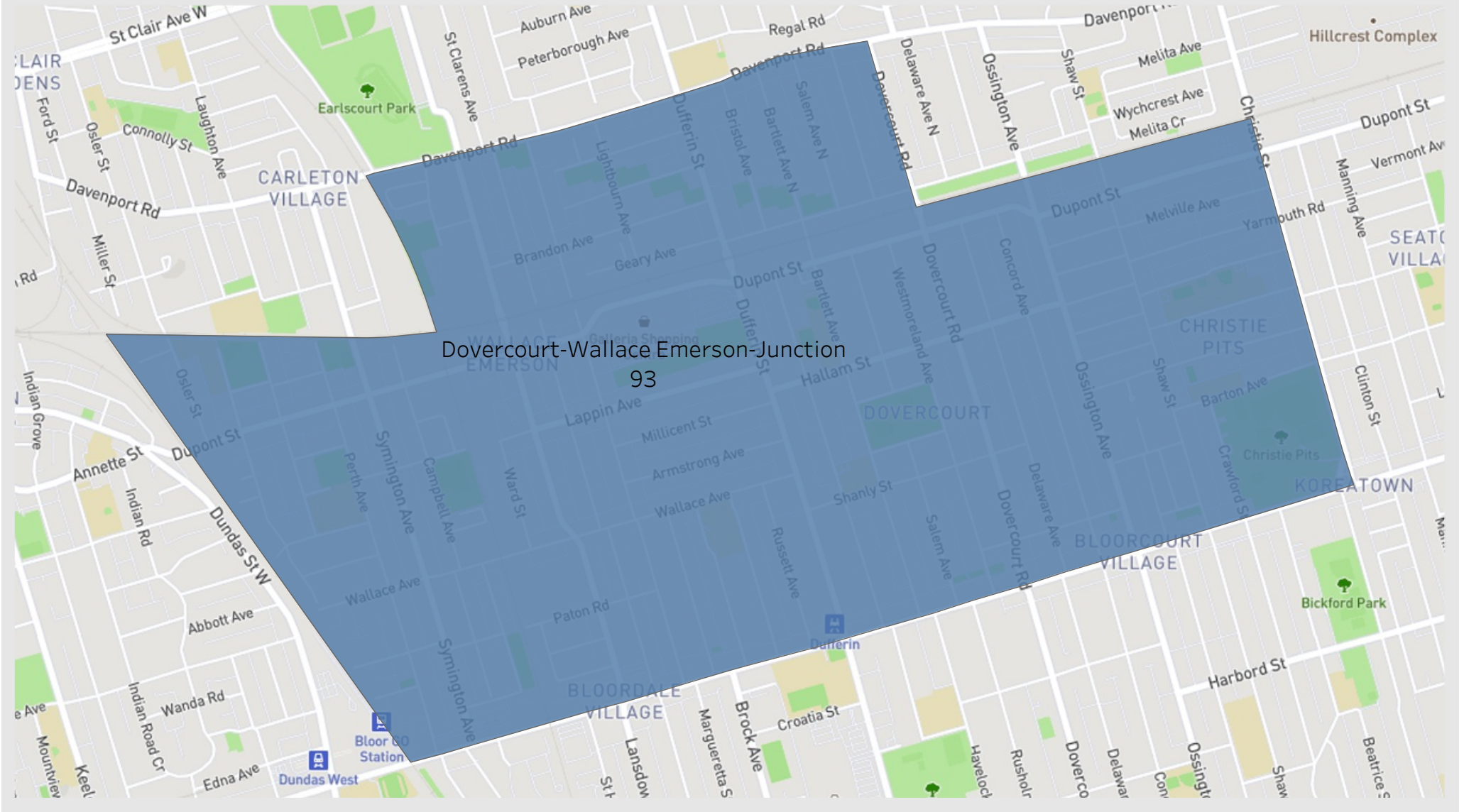
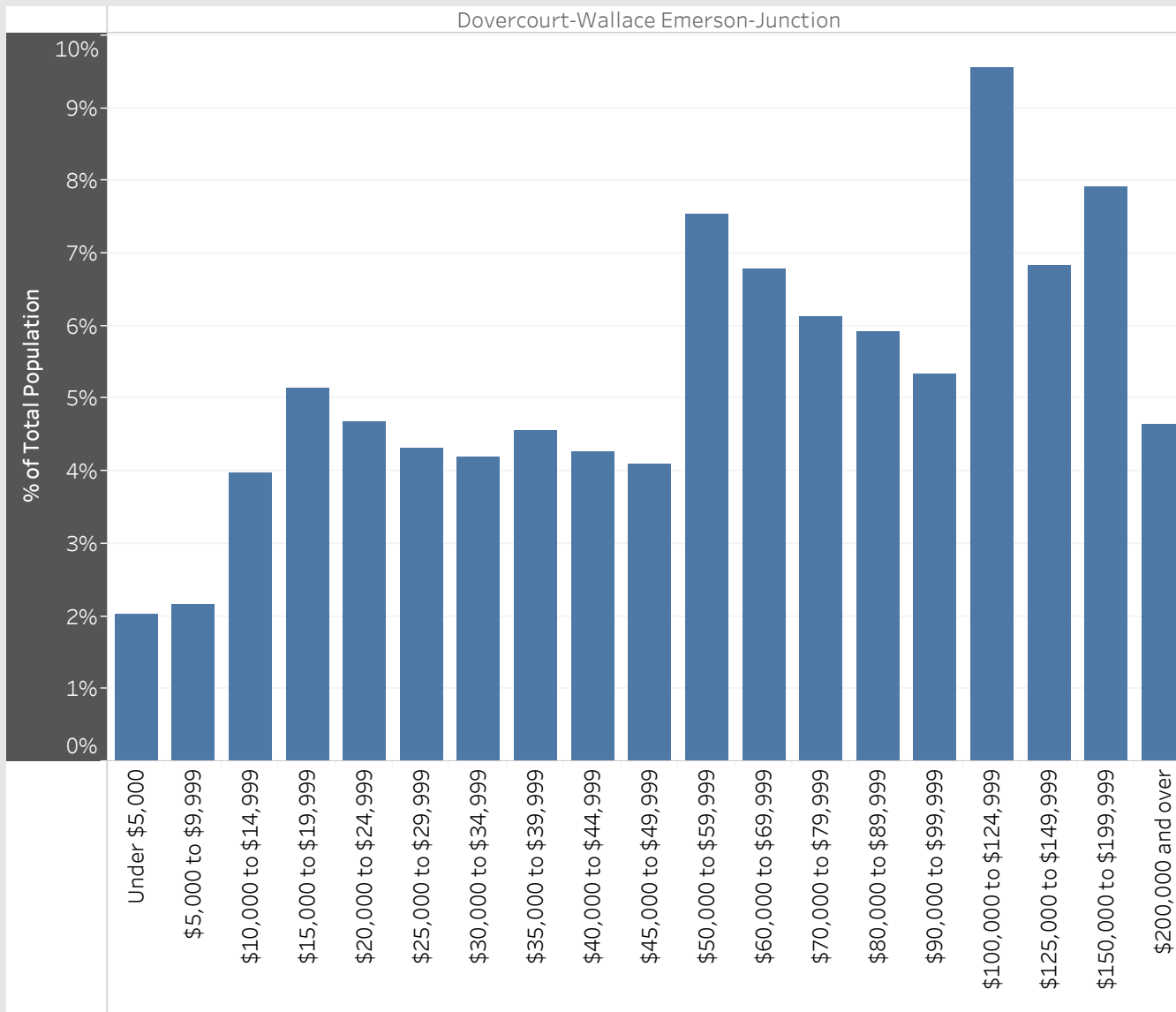


Dovercourt-Wallace Emerson-Junction
Neighbourhood Breakdown
July 1st, 2015 - March 31st, 2018

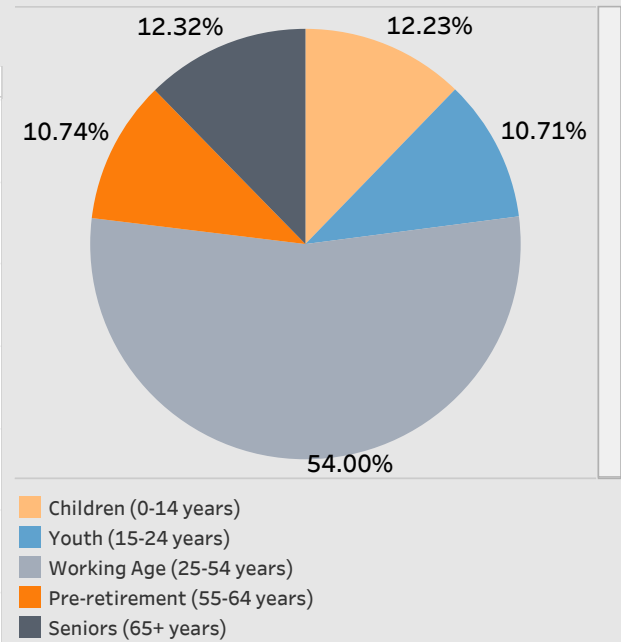


2016 StatsCan Data

Household Income in Dovercourt-Wallace Emerson-Junction



Age

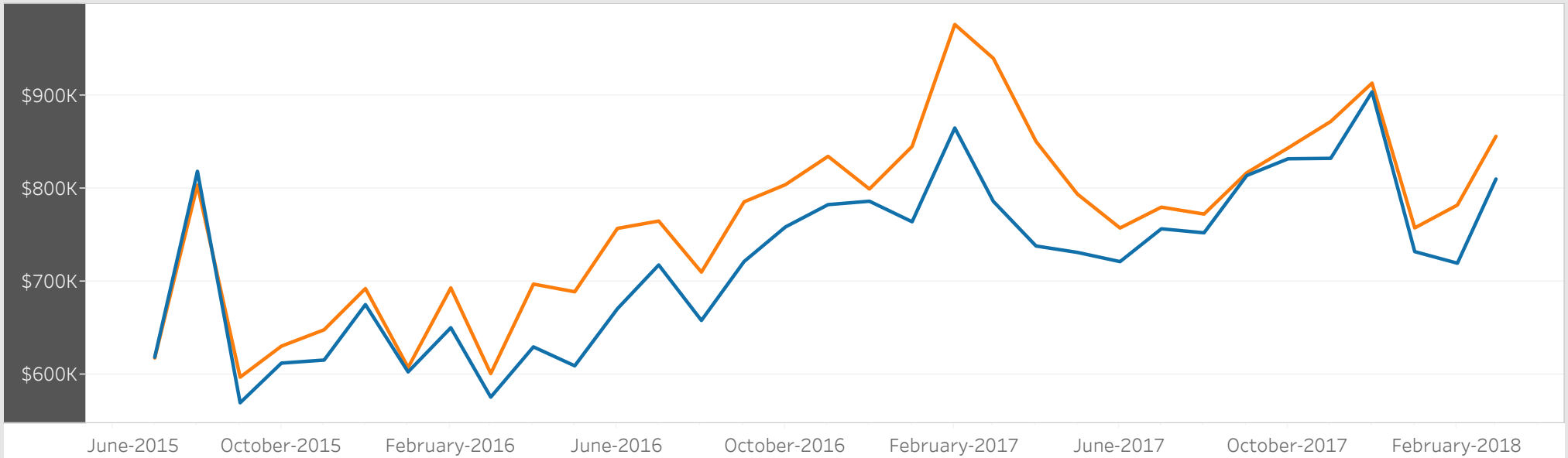


Visible Minorities

Not a visible minority	66.05%
Chinese	7.80%
Black	5.82%
South Asian	5.81%
Latin American	4.17%
Southeast Asian	2.76%
Multiple visible minorities	1.78%
Filipino	1.68%
Korean	1.20%
Visible minority; n.i.e.	1.17%
Japanese	0.68%
West Asian	0.58%
Arab	0.50%

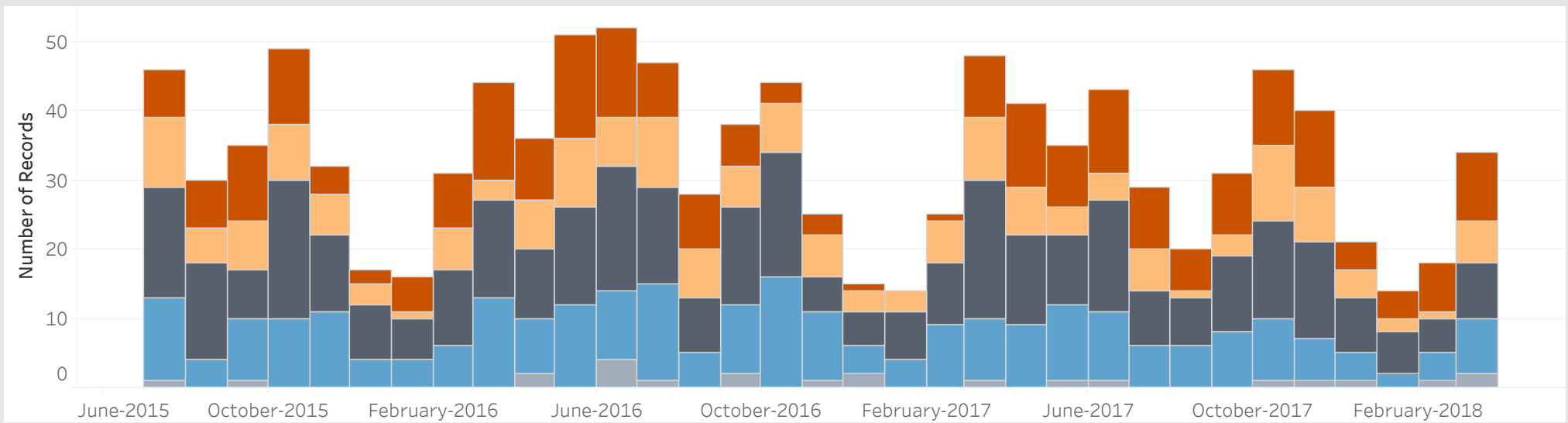
Average Sold Price vs. Average Ask Price in Dovercourt-Wallace Emerson-Junction

■ Avg. List Price ■ Avg. Sold Price



Properties Sold in Dovercourt-Wallace Emerson-Junction by Month

■ Condo ■ Detached ■ Semi-Detached ■ Townhouse ■ Other



Data

Month, Day, Year of Sold Date	Address1	Property Type	Bedrooms	Washrooms	Days on the Market	List Price	Sold Price
2 July, 2015	34 Primrose Ave, Toronto	Semi-Detached	4	2	15	\$499K	\$450K
	38 Manchester Ave, Toronto	Semi-Detached	3	2	32	\$779K	\$750K
	140 Symington Ave, Toronto	Semi-Detached	4	2	31	\$705K	\$695K
	414 Delaware Ave, Toronto	Townhouse	3	2	22	\$599K	\$550K
4 July, 2015	106, 16 Foundry Ave, Toronto	Townhouse	2	2	2	\$424K	\$425K
	621, 816 Lansdowne Ave, Toronto	Condo	1	1	3	\$288K	\$286K
5 July, 2015	4 Melville Ave, Toronto	Semi-Detached	4	3	40	\$799K	\$705K
	465 Salem Ave, Toronto	Detached	3	3	47	\$840K	\$825K
6 July, 2015	281 Delaware Ave, Toronto	Semi-Detached	3	2	20	\$820K	\$785K
	338 Bartlett Ave, Toronto	Detached	3	3	7	\$730K	\$795K
7 July, 2015	431 Bartlett Ave, Toronto	Semi-Detached	4	2	16	\$699K	\$700K
9 July, 2015	33 Emerson Ave, Toronto	Detached	4	2	11	\$1,000K	\$1,000K
	190 Pendrith St, Toronto	Detached	3	2	2	\$759K	\$860K
	294 Delaware Ave, Toronto	Townhouse	3	2	5	\$600K	\$560K
	408 Delaware Ave, Toronto	Other	3	4	46	\$1,200K	\$1,000K
12 July, 2015	69 Lappin Ave, Toronto	Detached	5	2	5	\$680K	\$644K
	248 Westmoreland Ave, Toronto	Townhouse	3	2	10	\$729K	\$725K
13 July, 2015	713, 816 Lansdowne Ave, Toronto	Condo	1	1	20	\$294K	\$290K
15 July, 2015	96 Pendrith St, Toronto	Semi-Detached	3	2	73	\$799K	\$740K
	319, 816 Lansdowne Ave, Toronto	Condo	1	1	14	\$310K	\$304K
16 July, 2015	165 Franklin Ave, Toronto	Semi-Detached	4	1	29	\$679K	\$640K
	307 Westmoreland Ave, Toronto	Detached	2	1	3	\$649K	\$649K
18 July, 2015	C302, 362 Wallace Ave, Toronto	Townhouse	1	1	10	\$320K	\$319K
	Th239, 25 Elsie Lane, Toronto	Townhouse	3	2	12	\$630K	\$610K
19 July, 2015	8 Grogan Mews, Toronto	Townhouse	3	3	7	\$519K	\$543K
20 July, 2015	257 Salem Ave, Toronto	Detached	3	2	12	\$889K	\$838K
	1016, 816 Lansdowne Ave, Toronto	Condo	1	1	97	\$279K	\$270K
21 July, 2015	225 Delaware Ave, Toronto	Detached	3	4	6	\$759K	\$780K

Data

Month, Day, Year of Sold Date	Address1	Property Type	Bedrooms	Washrooms	Days on the Market	List Price	Sold Price
21 July, 2015	303, 816 Lansdowne Ave, Toronto	Condo	1	1	8	\$310K	\$304K
	358 Bartlett Ave, Toronto	Semi-Detached	6	3	8	\$579K	\$606K
	D-1003, 362 Wallace Ave, Toronto	Townhouse	1	3	22	\$685K	\$665K
22 July, 2015	98 Primrose Ave, Toronto	Semi-Detached	3	2	10	\$699K	\$800K
	301 Perth Ave, Toronto	Detached	3	2	24	\$819K	\$810K
26 July, 2015	58, 51 Foundry Ave, Toronto	Townhouse	3	2	6	\$400K	\$410K
27 July, 2015	58 Bristol Ave, Toronto	Detached	3	3	40	\$699K	\$780K
	217 Perth Ave, Toronto	Semi-Detached	3	3	7	\$700K	\$751K
	229, 10 Foundry Ave, Toronto	Townhouse	2	2	7	\$499K	\$557K
	1108 Dovercourt Rd, Toronto	Semi-Detached	3	3	8	\$700K	\$725K
28 July, 2015	114, 816 Lansdowne Ave, Toronto	Condo	1	1	34	\$250K	\$240K
	801, 816 Lansdowne Ave, Toronto	Condo	1	1	84	\$250K	\$245K
29 July, 2015	223, 14 Foundry Ave, Toronto	Townhouse	2	2	8	\$490K	\$515K
	302 Delaware Ave, Toronto	Townhouse	3	1	10	\$614K	\$702K
	595 St Clarens Ave, Toronto	Semi-Detached	3	2	8	\$550K	\$650K
30 July, 2015	126 Beaver Terr, Toronto	Semi-Detached	3	3	8	\$700K	\$690K
	486 Salem St, Toronto	Semi-Detached	2	2	2	\$599K	\$631K
31 July, 2015	302 Symington Ave, Toronto	Semi-Detached	3	2	22	\$650K	\$610K
3 August, 2015	573A Concord Ave, Toronto	Semi-Detached	3	2	15	\$689K	\$690K
5 August, 2015	35 Roblocke Ave, Toronto	Detached	3	3	10	\$699K	\$1,057K
	426, 812 Lansdowne Ave, Toronto	Condo	2	1	17	\$265K	\$260K
6 August, 2015	82 Campbell Ave, Toronto	Semi-Detached	3	2	2	\$559K	\$635K
	341, 1100 Lansdowne Rd, Toronto	Condo	2	3	72	\$670K	\$650K
	871 Lansdowne Ave, Toronto	Detached	3	3	32	\$689K	\$711K
	1009, 816 Lansdowne Ave, Toronto	Condo	1	1	32	\$269K	\$269K
9 August, 2015	170 Franklin Ave, Toronto	Semi-Detached	3	2	11	\$685K	\$669K
	811-819 St Clarens Ave, Toronto	Townhouse	9	1	88	\$6,500K	\$5,500K
10 August, 2015	222 Perth Ave, Toronto	Semi-Detached	3	3	7	\$749K	\$825K

Data

Month, Day, Year of Sold Date	Address1	Property Type	Bedrooms	Washrooms	Days on the Market	List Price	Sold Price
11 August, 2015	14 Symington Ave, Toronto	Townhouse	3	3	8	\$589K	\$700K
12 August, 2015	109.5 Lappin Ave, Toronto	Semi-Detached	3	2	8	\$649K	\$620K
14 August, 2015	77, 65 Foundry Ave, Toronto	Townhouse	3	2	9	\$430K	\$428K
16 August, 2015	3 Alpine Ave, Toronto	Semi-Detached	3	2	12	\$575K	\$560K
	308, 812 Lansdowne Ave, Toronto	Condo	2	1	4	\$270K	\$268K
17 August, 2015	101 Symington Ave, Toronto	Semi-Detached	3	2	8	\$700K	\$701K
	936 Ossington Ave, Toronto	Semi-Detached	4	2	8	\$776K	\$858K
18 August, 2015	113 Garnet Ave, Toronto	Semi-Detached			2	\$549K	\$600K
19 August, 2015	714 Gladstone Ave, Toronto	Semi-Detached	4	2	2	\$636K	\$636K
	1011, 812 Lansdowne Ave, Toronto	Condo	2	1	28	\$265K	\$255K
21 August, 2015	11 Millicent St, Toronto	Detached	3	3	18	\$880K	\$865K
23 August, 2015	1115, 812 Lansdowne Ave, Toronto	Condo	2	2	71	\$375K	\$367K
24 August, 2015	28 Lappin Ave, Toronto	Detached	6	4	10	\$975K	\$975K
	259, 8 Foundry Ave, Toronto	Townhouse	2	2	7	\$500K	\$540K
26 August, 2015	32 Pauline Ave, Toronto	Semi-Detached	4	2	6	\$800K	\$905K
	205, 99 Chandos Ave, Toronto	Condo	1	1	7	\$330K	\$340K
	678 St. Clarens Ave, Toronto	Detached	3	2	75	\$728K	\$706K
	866 Shaw St, Toronto	Semi-Detached	3	1	43	\$689K	\$630K
	866-868 Shaw St, Toronto	Semi-Detached	6	2	34	\$1,377K	\$1,260K
	868 Shaw St, Toronto	Semi-Detached	3	2	43	\$689K	\$630K
1 September, 2015	19 Leeds St, Toronto	Other	5	5	7	\$1,195K	\$1,270K
2 September, 2015	815, 812 Lansdowne Ave, Toronto	Condo	2	2	73	\$340K	\$335K
10 September, 2015	607, 1375 Dupont St, Toronto	Condo	1	2	50	\$370K	\$355K
11 September, 2015	401, 362 Wallace Ave, Toronto	Townhouse	1	2	81	\$350K	\$345K
12 September, 2015	278 Bartlett Ave, Toronto	Townhouse	3	3	5	\$776K	\$809K
13 September, 2015	3, 371 Wallace Ave, Toronto	Condo	1	1	6	\$550K	\$540K
	22 Bartlett Ave, Toronto	Semi-Detached	3	2	5	\$699K	\$773K
	101 Melville Ave, Toronto	Detached	3	2	11	\$950K	\$910K

Data

Month, Day, Year of Sold Date	Address1	Property Type	Bedrooms	Washrooms	Days on the Market	List Price	Sold Price
13 September, 2015	807 Dupont St, Toronto	Detached	3	2	40	\$749K	\$725K
14 September, 2015	14 Millicent St, Toronto	Semi-Detached	5	2	7	\$649K	\$780K
	190 Brandon Ave, Toronto	Semi-Detached	3	4	21	\$750K	\$726K
16 September, 2015	109, 816 Lansdowne Ave, Toronto	Condo	1	1	56	\$275K	\$270K
	521, 816 Lansdowne Ave, Toronto	Condo	1	1	8	\$300K	\$295K
17 September, 2015	911, 812 Lansdowne Ave, Toronto	Condo	2	1	22	\$259K	\$255K
20 September, 2015	11 Carling Ave, Toronto	Semi-Detached	2	1	11	\$509K	\$671K
21 September, 2015	727 Gladstone Ave, Toronto	Detached	3	1	7	\$845K	\$985K
	814, 816 Lansdowne Ave, Toronto	Condo	1	1	8	\$298K	\$290K
22 September, 2015	15 Melville Ave, Toronto	Detached	3	4	7	\$789K	\$950K
	1015, 816 Lansdowne Ave, Toronto	Condo	1	1	48	\$276K	\$272K
23 September, 2015	3, 23 Dekoven Mews, Toronto	Townhouse	2	2	10	\$490K	\$535K
24 September, 2015	941 Ossington Ave, Toronto	Townhouse	3	2	70	\$638K	\$604K
27 September, 2015	80 Lappin Ave, Toronto	Semi-Detached	3	3	6	\$650K	\$757K
	167 Yarmouth Rd, Toronto	Townhouse	3	1	7	\$749K	\$837K
	204, 812 Lansdowne Ave, Toronto	Condo	2	1	24	\$275K	\$269K
	321 Wallace Ave, Toronto	Townhouse	3	2	6	\$699K	\$699K
	528, 812 Lansdowne Ave, Toronto	Condo	2	1	42	\$265K	\$258K
28 September, 2015	122 Lappin Ave, Toronto	Detached	5	1	5	\$699K	\$653K
	258, 8 Foundry Ave, Toronto	Townhouse	2	2	7	\$500K	\$550K
	801 Lansdowne Ave, Toronto	Semi-Detached	3	2	4	\$685K	\$663K
29 September, 2015	105, 20 Foundry Ave, Toronto	Townhouse	2	1	12	\$455K	\$450K
	141 Lappin Ave, Toronto	Semi-Detached	3	2	9	\$600K	\$678K
	151, 35 Elsie Lane, Toronto	Townhouse	3	2	4	\$499K	\$509K
30 September, 2015	18 Bristol Ave, Toronto	Detached	3	4	1	\$700K	\$757K
	337, 1100 Lansdowne Ave, Toronto	Condo	2	2	9	\$519K	\$530K
	569 St Clarens Ave, Toronto	Detached	6	3	6	\$599K	\$605K
1 October, 2015	5, 10 Turntable Cres, Toronto	Townhouse	3	2	24	\$425K	\$418K

Data

Month, Day, Year of Sold Date	Address1	Property Type	Bedrooms	Washrooms	Days on the Market	List Price	Sold Price
1 October, 2015	680 Gladstone Ave, Toronto	Townhouse	3	1	59	\$610K	\$585K
2 October, 2015	27 Emerson Ave, Toronto	Semi-Detached	3	2	7	\$699K	\$730K
3 October, 2015	72, 55 Turntable Cres, Toronto	Townhouse	3	2	5	\$475K	\$515K
	175 Franklin Ave, Toronto	Semi-Detached	4	2	9	\$665K	\$702K
	1410, 816 Lansdowne Ave, Toronto	Condo	1	1	4	\$259K	\$259K
4 October, 2015	57, 51 Foundry Ave, Toronto	Townhouse	3	2	5	\$450K	\$468K
	899 Lansdowne Ave, Toronto	Detached	4	1	13	\$689K	\$650K
5 October, 2015	47 Edwin Ave, Toronto	Semi-Detached	3	1	28	\$420K	\$605K
	65 Ward St, Toronto	Semi-Detached	3	2	6	\$699K	\$787K
6 October, 2015	103, 816 Lansdowne Ave, Toronto	Condo	1	1	9	\$300K	\$300K
	208, 812 Lansdowne Ave, Toronto	Condo	2	1	22	\$300K	\$295K
	246 Christie St, Toronto	Townhouse	4	2	4	\$689K	\$755K
	443 Symington Ave, Toronto	Detached	6	2	8	\$750K	\$820K
	730 Lansdowne Ave, Toronto	Semi-Detached	2	2	7	\$680K	\$766K
7 October, 2015	417 Perth Ave, Toronto	Townhouse	3	2	13	\$619K	\$600K
11 October, 2015	914, 816 Lansdowne Ave, Toronto	Condo	1	1	48	\$265K	\$255K
12 October, 2015	61 Hallam St, Toronto	Semi-Detached	4	3	8	\$700K	\$730K
	110, 816 Lansdowne Ave, Toronto	Condo	1	1	55	\$305K	\$300K
	213, 816 Lansdowne Ave, Toronto	Condo	1	1	82	\$271K	\$266K
	323 Perth Ave, Toronto	Semi-Detached	4	3	7	\$700K	\$760K
	611, 812 Lansdowne Ave, Toronto	Condo	2	1		\$298K	\$295K
13 October, 2015	52 Armstrong Ave, Toronto	Semi-Detached	3	3	27	\$790K	\$780K
	1047 Dupont St, Toronto	Detached	2	1	15	\$560K	\$550K
	1208 Dufferin St, Toronto	Semi-Detached	3	3	1	\$750K	\$895K
14 October, 2015	41 Ruskin Ave, Toronto	Detached	3	2	8	\$550K	\$665K
	138 Campbell Ave, Toronto	Semi-Detached	2	2	13	\$599K	\$575K
15 October, 2015	153 Wallace Ave, Toronto	Semi-Detached	3	3	14	\$979K	\$925K
16 October, 2015	175 Emerson Ave, Toronto	Semi-Detached	5	3	23	\$899K	\$869K

Data

Month, Day, Year of Sold Date	Address1	Property Type	Bedrooms	Washrooms	Days on the Market	List Price	Sold Price
16 October, 2015	197 Rankin Cres, Toronto	Semi-Detached	3	4	29	\$730K	\$719K
	402, 362 Wallace Ave, Toronto	Townhouse	1	1	3	\$325K	\$330K
18 October, 2015	454 Margueretta St, Toronto	Semi-Detached	3	2	5	\$689K	\$800K
19 October, 2015	82 Wallace Ave, Toronto	Detached	4	4	26	\$950K	\$960K
20 October, 2015	192 Campbell Ave, Toronto	Detached	5	4	7	\$899K	\$1,171K
	264 Westmoreland Ave, Toronto	Semi-Detached	3	2	5	\$798K	\$770K
	715 St Clarens Ave, Toronto	Detached	3	2	43	\$800K	\$790K
21 October, 2015	178 Bartlett Ave, Toronto	Townhouse	2	2	10	\$649K	\$701K
	504, 816 Lansdowne Ave, Toronto	Condo	1	1	21	\$310K	\$311K
22 October, 2015	48 Wallace Ave, Toronto	Detached	6	3	112	\$1,490K	\$1,300K
	336, 1100 Lansdowne Ave, Toronto	Condo	2	2	15	\$570K	\$565K
	# 301, 1375 Dupont St, Toronto	Condo	1	1	10	\$230K	\$196K
23 October, 2015	111, 16 Foundry Ave, Toronto	Townhouse	2	2	3	\$435K	\$436K
24 October, 2015	65 Westmoreland Ave, Toronto	Semi-Detached	4	3	4	\$1,050K	\$1,075K
25 October, 2015	1140 Dovercourt Rd, Toronto	Semi-Detached	2	3	7	\$630K	\$624K
27 October, 2015	223, 20 Elsie Lane, Toronto	Townhouse	2	2	9	\$540K	\$588K
28 October, 2015	45 Beaver Ave, Toronto	Semi-Detached	3	3	22	\$730K	\$720K
	51 Symington Ave, Toronto	Semi-Detached	3	3	8	\$699K	\$685K
29 October, 2015	20 Wallace Ave, Toronto	Semi-Detached	4	2	22	\$829K	\$785K
	117, 812 Lansdowne Ave, Toronto	Condo	2	1	87	\$270K	\$263K
2 November, 2015	50, 30 Turntable Cres, Toronto	Townhouse	2	2	6	\$479K	\$469K
	67, 55 Foundry Ave, Toronto	Townhouse	3	2	8	\$495K	\$567K
	110 Campbell Ave, Toronto	Semi-Detached	3	2	5	\$680K	\$668K
3 November, 2015	309, 1375 Dupont St, Toronto	Condo	1	1	13	\$330K	\$330K
4 November, 2015	614 St Clarens Ave, Toronto	Semi-Detached	3	1	10	\$600K	\$680K
	1159 Dupont St, Toronto	Semi-Detached	5	3	17	\$599K	\$625K
5 November, 2015	166 Symington Ave, Toronto	Detached	3	4	10	\$699K	\$805K
7 November, 2015	238, 25 Turntable Cres, Toronto	Townhouse	2	2	6	\$490K	\$561K

Data

Month, Day, Year of Sold Date	Address1	Property Type	Bedrooms	Washrooms	Days on the Market	List Price	Sold Price
8 November, 2015	12 Symington Ave, Toronto	Townhouse	3	1	6	\$648K	\$710K
	1069 Dovercourt Rd, Toronto	Semi-Detached	3	2	13	\$729K	\$715K
10 November, 2015	759 Ossington Ave, Toronto	Semi-Detached	4	3	9	\$699K	\$799K
11 November, 2015	508 Salem Ave, Toronto	Detached	3	2		\$700K	\$700K
	#205, 30 Elsie Lane, Toronto	Townhouse	3	2	13	\$639K	\$660K
13 November, 2015	67 Russett Ave, Toronto	Detached	3	2	3	\$879K	\$950K
14 November, 2015	2, 1392 Bloor St, Toronto	Townhouse	2	2	18	\$489K	\$485K
16 November, 2015	65, 55 Foundry Ave, Toronto	Townhouse	3	2	1	\$495K	\$575K
	314, 816 Lansdowne Ave, Toronto	Condo	1	1	16	\$273K	\$266K
	341 Salem Ave, Toronto	Semi-Detached	3	3	7	\$750K	\$811K
	1038 Ossington Ave, Toronto	Semi-Detached	4	2	7	\$699K	\$732K
17 November, 2015	66 Westmoreland Ave, Toronto	Detached	4	2	9	\$1,059K	\$1,121K
18 November, 2015	43 Paton Rd, Toronto	Townhouse	2	2	8	\$490K	\$505K
19 November, 2015	712, 812 Lansdowne Ave, Toronto	Condo	2	1	7	\$261K	\$258K
22 November, 2015	15, 20 Turntable Cres, Toronto	Townhouse	3	2	6	\$440K	\$435K
	320 Westmoreland Ave, Toronto	Semi-Detached	3	3	7	\$750K	\$893K
23 November, 2015	126 Garnet Ave, Toronto	Semi-Detached	3	2	6	\$869K	\$871K
	562 Gladstone Ave, Toronto	Semi-Detached	3	3	22	\$750K	\$740K
	562 Lansdowne Ave, Toronto	Semi-Detached	3	2	13	\$699K	\$675K
	#221, 20 Elsie Lane, Toronto	Townhouse	2	2	1	\$550K	\$600K
25 November, 2015	398 Margueretta St, Toronto	Detached	4	3	8	\$999K	\$1,000K
26 November, 2015	204, 20 Foundry Ave, Toronto	Townhouse	2	2	2	\$500K	\$575K
	721, 812 Lansdowne Ave, Toronto	Condo	2	1	64	\$319K	\$316K
28 November, 2015	1096 Dupont St, Toronto	Detached	3	2	25	\$649K	\$650K
1 December, 2015	55, 50 Turntable Cres, Toronto	Townhouse	2	1	48	\$365K	\$360K
5 December, 2015	4 Plan 66M-2496 , Toronto	Townhouse	3	3	67	\$709K	\$709K
	308, 1375 Dupont St, Toronto	Condo	1	1	63	\$277K	\$265K
6 December, 2015	1103 Dufferin St, Toronto	Detached	3	1	10	\$600K	\$870K

Data

Month, Day, Year of Sold Date	Address1	Property Type	Bedrooms	Washrooms	Days on the Market	List Price	Sold Price
7 December, 2015	68 Franklin Ave, Toronto	Semi-Detached	3	1	5	\$649K	\$708K
8 December, 2015	87 Salem Ave, Toronto	Semi-Detached	3	2	7	\$849K	\$845K
10 December, 2015	46 Northumberland St, Toronto	Semi-Detached	4	3	8	\$700K	\$693K
	Th 7, 40 Westmoreland Ave, Toronto	Townhouse	2	3	14	\$1,495K	\$1,495K
11 December, 2015	167 Emerson Ave, Toronto	Detached	3	2	32	\$800K	\$787K
14 December, 2015	11 Carling Ave, Toronto	Semi-Detached	2	1	7	\$570K	\$733K
17 December, 2015	127 Wallace Ave, Toronto	Semi-Detached	2	3	1	\$630K	\$641K
	1138 Dovercourt Rd, Toronto	Semi-Detached	3	2	4	\$700K	\$710K
18 December, 2015	268 Campbell Ave, Toronto	Detached	3	2	10	\$800K	\$765K
20 December, 2015	8 Brandon Ave, Toronto	Semi-Detached	6	4	40	\$899K	\$860K
21 December, 2015	122, 812 Lansdowne Ave, Toronto	Condo	2	1	37	\$285K	\$262K
22 December, 2015	1, 19 Dekoven Mews, Toronto	Townhouse	2	1	21	\$455K	\$442K
29 December, 2015	870 Shaw St, Toronto	Semi-Detached	3	2	84	\$699K	\$630K
4 January, 2016	812, 812 Lansdowne Ave, Toronto	Condo	2	1	27	\$265K	\$257K
5 January, 2016	4, 6 Bartlett Ave, Toronto	Condo	2	2	33	\$740K	\$750K
	A402, 362 Wallace Ave, Toronto	Townhouse	1	1		\$415K	\$400K
6 January, 2016	1045 Shaw St, Toronto	Semi-Detached	3	2	8	\$585K	\$600K
7 January, 2016	103, 362 Wallace Ave, Toronto	Townhouse	1	2	35	\$598K	\$600K
12 January, 2016	1168 Dufferin St, Toronto	Townhouse	4	3	7	\$559K	\$576K
14 January, 2016	381 Margueretta St, Toronto	Semi-Detached	4	4	39	\$850K	\$825K
22 January, 2016	1101, 816 Lansdowne Ave	Condo	1	1	15	\$259K	\$252K
25 January, 2016	387 Concord Ave	Semi-Detached	3	3	5	\$928K	\$965K
	395 Delaware Ave	Detached	3	4	19	\$1,098K	\$1,045K
	520, 812 Lansdowne Ave	Condo	1	1	6	\$260K	\$258K
26 January, 2016	420, 812 Lansdowne Ave	Condo	1	1	7	\$260K	\$260K
27 January, 2016	82 Russett Ave	Semi-Detached	3	4	12	\$899K	\$975K
29 January, 2016	29 Paton Rd	Semi-Detached	2	3	4	\$650K	\$658K
	104 Lappin Ave	Semi-Detached	3	2	12	\$895K	\$895K

Data

Month, Day, Year of Sold Date	Address1	Property Type	Bedrooms	Washrooms	Days on the Market	List Price	Sold Price
31 January, 2016	34, 30 Turntable Cres	Townhouse	2	1	5	\$389K	\$410K
1 February, 2016	910, 816 Lansdowne Ave	Condo	1	1	62	\$306K	\$302K
	1022 Shaw St	Detached	3	3	9	\$849K	\$967K
	1155 Dovercourt Rd	Detached	5	4	10	\$799K	\$938K
3 February, 2016	6, 371 Wallace Ave	Condo	1	1	9	\$428K	\$461K
	46 Shanly St	Semi-Detached	3	2	7	\$799K	\$780K
	726 Lansdowne Ave	Detached	2	2	119	\$950K	\$940K
4 February, 2016	131 Essex St	Semi-Detached	4	2	10	\$835K	\$900K
5 February, 2016	111 Bartlett Ave	Semi-Detached	3	4	10	\$869K	\$940K
6 February, 2016	319, 812 Lansdowne Ave	Condo	1	1	3	\$305K	\$298K
8 February, 2016	48 Yarmouth Rd	Semi-Detached	3	2	7	\$699K	\$760K
	879 Ossington Ave	Semi-Detached	3	2	7	\$600K	\$765K
10 February, 2016	174 Yarmouth Rd	Townhouse	3	3	68	\$860K	\$836K
12 February, 2016	208, 1375 Dupont St	Condo	1	1	25	\$259K	\$254K
16 February, 2016	114, 812 Lansdowne Ave	Condo	1	1	74	\$285K	\$277K
	741 Dupont St	Semi-Detached	3	2	7	\$599K	\$666K
17 February, 2016	16, 371 Wallace Ave	Condo	2	1	13	\$550K	\$555K
	982 Dovercourt Rd	Townhouse	4	3	13	\$600K	\$570K
18 February, 2016	103, 63 Ruskin Ave	Townhouse	3	3	16	\$819K	\$814K
	149 Franklin Ave	Semi-Detached	3	3	1	\$600K	\$730K
	1077 Dufferin St	Detached	4	3	18	\$799K	\$925K
19 February, 2016	202, 58 Macaulay Ave	Townhouse	2	3	6	\$549K	\$549K
21 February, 2016	264, 351 Wallace Ave	Townhouse	3	2	12	\$669K	\$669K
22 February, 2016	7, 692 St Clarens Ave	Townhouse	2	2	13	\$620K	\$614K
	113 Lappin Ave	Detached	2	2	8	\$599K	\$680K
	482 Delaware Ave	Detached	5	2	6	\$929K	\$1,076K
23 February, 2016	36, 371 Wallace Ave	Condo	2	3	6	\$769K	\$752K
	856 Shaw St	Semi-Detached	3	2	1	\$639K	\$625K

Data

Month, Day, Year of Sold Date	Address1	Property Type	Bedrooms	Washrooms	Days on the Market	List Price	Sold Price
27 February, 2016	548 Lansdowne Ave	Semi-Detached	5	3	18	\$795K	\$900K
	712, 816 Lansdowne Ave	Condo	1	1	3	\$309K	\$310K
28 February, 2016	89 Lappin Ave	Semi-Detached	3	2	19	\$600K	\$700K
29 February, 2016	769 Ossington Ave	Semi-Detached	3	2	5	\$879K	\$940K
1 March, 2016	489 Delaware Ave	Semi-Detached	2	2	8	\$599K	\$599K
	713 St. Clarens Ave	Townhouse	3	2	6	\$500K	\$542K
	788 Shaw St	Semi-Detached	4	3	43	\$979K	\$950K
2 March, 2016	138, 10 Foundry Ave	Townhouse	2	2	1	\$450K	\$447K
3 March, 2016	402, 370 Wallace Ave	Townhouse	1	1	13	\$335K	\$330K
6 March, 2016	1518 Dupont St	Townhouse	2	2	4	\$500K	\$550K
7 March, 2016	238 Delaware Ave	Townhouse	4	2	5	\$879K	\$1,118K
8 March, 2016	502, 812 Lansdowne Ave	Condo	1	1	124	\$299K	\$297K
	1312, 812 Lansdowne Ave	Condo	2	2	8	\$395K	\$400K
9 March, 2016	1, 692 St. Clarens Ave	Condo	3	3	2	\$649K	\$726K
	107, 30 Elsie Lane	Townhouse	3	2	33	\$530K	\$547K
	615, 812 Lansdowne Ave	Condo	2	2	10	\$387K	\$378K
	1421 Davenport Rd	Semi-Detached	3	2	8	\$600K	\$714K
10 March, 2016	419, 816 Lansdowne Ave	Condo	1	1	4	\$309K	\$307K
	1335 Dupont St	Semi-Detached	2	2	31	\$579K	\$571K
11 March, 2016	315, 816 Lansdowne Ave	Condo	1	1	9	\$310K	\$310K
	513, 816 Lansdowne Ave	Condo	1	1	11	\$290K	\$281K
14 March, 2016	10 Symington Ave	Semi-Detached	3	2	6	\$650K	\$710K
	48, 45 Foundry Ave	Townhouse	3	2	5	\$440K	\$460K
15 March, 2016	502, 816 Lansdowne Ave	Condo	1	1	54	\$315K	\$302K
	509 Concord Ave	Semi-Detached	5	4	7	\$899K	\$1,035K
	887 Shaw St	Semi-Detached	3	2	0	\$849K	\$1,000K
	2401, 60 Heintzman St	Condo	2	2	6	\$479K	\$530K
17 March, 2016	1011, 816 Lansdowne Ave	Condo	1	1	8	\$309K	\$306K

Data

Month, Day, Year of Sold Date	Address1	Property Type	Bedrooms	Washrooms	Days on the Market	List Price	Sold Price
18 March, 2016	28 Garnet Ave	Detached	3	3	1	\$870K	\$870K
	1032 Ossington Ave	Semi-Detached	3	2	9	\$699K	\$699K
	A15, 1100 Lansdowne Ave	Condo	2	2	3	\$585K	\$575K
21 March, 2016	53 Emerson Ave	Semi-Detached	3	2	7	\$700K	\$690K
	1523 Dupont St	Detached	2	3	0	\$500K	\$490K
22 March, 2016	5, 21 Foundry Ave	Townhouse	3	2	5	\$565K	\$611K
	53, 45 Foundry Ave	Townhouse	3	2	6	\$450K	\$487K
	159, 351 Wallace Ave	Townhouse	3	2	23	\$569K	\$555K
	621, 812 Lansdowne Ave	Condo	2	1	17	\$328K	\$322K
	1206, 816 Lansdowne Ave	Condo	1	1	14	\$313K	\$309K
23 March, 2016	96 Pendrith St	Semi-Detached	3	2	7	\$799K	\$825K
	132 Armstrong Ave	Semi-Detached	5	4	7	\$829K	\$809K
	255 Hallam St	Semi-Detached	4	2	34	\$799K	\$770K
24 March, 2016	414 Delaware Ave	Townhouse	3	2	2	\$770K	\$923K
	518, 812 Lansdowne Ave	Condo	1	1	3	\$310K	\$310K
26 March, 2016	834 Shaw St	Semi-Detached	3	2	2	\$650K	\$634K
27 March, 2016	825 Ossington Ave	Semi-Detached	4	3	4	\$950K	\$975K
30 March, 2016	109 Chandos Ave	Detached	3	4	8	\$950K	\$1,000K
31 March, 2016	128, 14 Foundry Ave	Townhouse	2	1	11	\$430K	\$447K
	1439 Dufferin St	Townhouse	3	2	7	\$749K	\$750K
2 April, 2016	246, 35 Elsie Lane	Townhouse	3	2	2	\$659K	\$659K
4 April, 2016	210, 816 Lansdowne Ave	Condo	1	1	30	\$306K	\$302K
5 April, 2016	335 Concord Ave	Semi-Detached	3	2	7	\$700K	\$877K
6 April, 2016	186 Wallace Ave	Detached	3	3	8	\$999K	\$1,600K
7 April, 2016	222 Campbell Ave	Townhouse	3	3	7	\$749K	\$832K
8 April, 2016	4, 43 Dekoven Mews	Townhouse	2	2	4	\$529K	\$645K
	66 Armstrong Ave N	Detached	3	2	36	\$938K	\$895K
9 April, 2016	1309, 816 Lansdowne Ave	Condo	2	2	4	\$415K	\$408K

Data

Month, Day, Year of Sold Date	Address1	Property Type	Bedrooms	Washrooms	Days on the Market	List Price	Sold Price
10 April, 2016	134 Beaver Terr	Semi-Detached	3	3	10	\$725K	\$741K
11 April, 2016	235 Symington Ave	Semi-Detached	3	2	6	\$729K	\$895K
	336 Campbell Ave	Semi-Detached	3	1	6	\$650K	\$600K
	610, 812 Lansdowne Ave	Condo	1	1	14	\$314K	\$312K
12 April, 2016	38 Brandon Ave	Semi-Detached	3	2	6	\$730K	\$718K
	1207, 816 Lansdowne Ave, Toronto	Condo	1	1	24	\$310K	\$299K
13 April, 2016	145 Franklin Ave	Detached	3	1	7	\$600K	\$896K
	391 Margueretta St	Detached	4	3	15	\$990K	\$968K
14 April, 2016	1, 1396 Bloor St W	Townhouse	2	2	7	\$539K	\$620K
	126, 25 Turntable Cres	Townhouse	2	2	15	\$465K	\$501K
16 April, 2016	1310, 812 Lansdowne Ave	Condo	1	1	4	\$320K	\$316K
17 April, 2016	821 Gladstone Ave	Semi-Detached	3	2	4	\$850K	\$884K
18 April, 2016	58 Osler St	Townhouse	3	3	6	\$660K	\$785K
	166, 351 Wallace Ave	Townhouse	3	2	5	\$540K	\$567K
	539 St Clarens Ave	Detached	3	2	5	\$799K	\$875K
19 April, 2016	53 Edwin Ave	Semi-Detached	3	2	7	\$700K	\$862K
	216, 816 Lansdowne Ave	Condo	1	1	5	\$257K	\$257K
20 April, 2016	205 Symington Ave	Semi-Detached	3	2	1	\$750K	\$976K
	261 Franklin Ave	Other	3	3	6	\$549K	\$595K
21 April, 2016	116, 812 Lansdowne Ave	Condo	1	1	9	\$320K	\$310K
25 April, 2016	86 Geary Ave	Other	3	4	7	\$1,149K	\$1,150K
	201, 812 Lansdowne Ave	Condo	1	1	6	\$286K	\$276K
	1131 Dovercourt Rd	Detached	3	3	2	\$895K	\$894K
26 April, 2016	159, 8 Foundry Ave	Townhouse	2	2	7	\$440K	\$466K
	212 Westmoreland Ave	Semi-Detached	3	2	5	\$830K	\$995K
27 April, 2016	20 Beaver Ave	Semi-Detached	3	2	2	\$720K	\$815K
	1116, 812 Lansdowne Ave	Condo	1	1	6	\$270K	\$265K
28 April, 2016	558 Concord Ave	Detached	4	2	6	\$999K	\$1,050K

Data

Month, Day, Year of Sold Date	Address1	Property Type	Bedrooms	Washrooms	Days on the Market	List Price	Sold Price
1 May, 2016	1209, 816 Lansdowne Ave	Condo	2	2	36	\$410K	\$405K
2 May, 2016	1208, 816 Lansdowne Ave	Condo	2	2	12	\$415K	\$410K
3 May, 2016	92 Armstrong Ave	Semi-Detached	4	3	6	\$788K	\$862K
	215 Emerson Ave	Detached	3	2	85	\$698K	\$698K
4 May, 2016	96 Edwin Ave	Semi-Detached	2	2	5	\$550K	\$675K
	380 Margueretta St	Semi-Detached	5	3	6	\$789K	\$1,126K
	515 St Clarens Ave	Detached	3	2	9	\$999K	\$1,001K
5 May, 2016	219, 816 Lansdowne Ave	Condo	1	1	38	\$305K	\$302K
	1172 Dufferin St	Semi-Detached	3	3	31	\$699K	\$696K
6 May, 2016	D-603, 57 Macaulay Ave	Townhouse	2	3	24	\$685K	\$678K
8 May, 2016	336 Symington Ave	Townhouse	3	2	2	\$525K	\$570K
9 May, 2016	598 Gladstone Ave	Semi-Detached	3	3	6	\$829K	\$1,151K
10 May, 2016	9, 10 Turntable Cres	Townhouse	3	2	6	\$600K	\$590K
	42 Millicent St	Semi-Detached	3	3	7	\$700K	\$812K
	799 Shaw St	Detached	5	3	7	\$990K	\$1,246K
12 May, 2016	A10, 1100 Lansdowne Ave	Condo	2	2	3	\$699K	\$690K
14 May, 2016	111, 9 Foundry Ave	Townhouse	2	2	18	\$470K	\$464K
	1440 Bloor St W	Semi-Detached	5	4	4	\$779K	\$789K
16 May, 2016	64 Millicent St	Detached	3	3	5	\$799K	\$975K
	70 Westmoreland Ave	Semi-Detached	3	2	4	\$699K	\$840K
17 May, 2016	38, 35 Foundry Ave	Townhouse	3	3	5	\$599K	\$659K
	220, 1100 Lansdowne Ave	Condo	1	1	7	\$379K	\$403K
	234 Emerson Ave	Semi-Detached	3	2	7	\$699K	\$710K
	408, 816 Lansdowne Ave	Condo	2	2	1	\$400K	\$407K
	815 Shaw St	Detached	3	3	8	\$1,099K	\$1,350K
18 May, 2016	25 Lappin Ave	Semi-Detached	3	2	42	\$700K	\$670K
	103, 99 Chandos Ave	Condo	2	1	7	\$475K	\$558K
		Townhouse	2	1	7	\$475K	\$558K

Data

Month, Day, Year of Sold Date	Address1	Property Type	Bedrooms	Washrooms	Days on the Market	List Price	Sold Price
18 May, 2016	157, 8 Foundry Ave	Townhouse	2	2	1	\$469K	\$491K
19 May, 2016	83 Bartlett Ave	Detached	5	5	8	\$1,000K	\$1,389K
	198 Yarmouth Rd	Detached	3	2	1	\$799K	\$800K
	2107, 60 Heintzman St	Condo	2	2	2	\$499K	\$599K
21 May, 2016	102 Symington Ave	Townhouse	4	2	12	\$730K	\$785K
	201, 816 Lansdowne Ave	Condo	1	1	19	\$259K	\$253K
22 May, 2016	11 Edith Ave	Semi-Detached	3	4	10	\$0K	\$655K
	214, 1100 Lansdowne Ave	Condo	2	1	10	\$420K	\$433K
24 May, 2016	1019, 812 Lansdowne Ave	Condo	1	1	41	\$280K	\$265K
25 May, 2016	84 Wallace Ave	Detached	4	3	9	\$1,000K	\$1,253K
	243, 25 Elsie Lane	Townhouse	3	2	15	\$669K	\$702K
	721, 816 Lansdowne Ave	Condo	1	1	56	\$299K	\$295K
26 May, 2016	31 Melville Ave	Detached	5	4	1	\$1,139K	\$1,150K
	501, 816 Lansdowne Ave	Condo	1	1	34	\$259K	\$255K
27 May, 2016	1085 Dufferin St	Semi-Detached	4	2	9	\$780K	\$830K
28 May, 2016	401, 812 Lansdowne Ave	Condo	1	1	20	\$298K	\$293K
29 May, 2016	327 Westmoreland Ave N	Semi-Detached	2	2	19	\$585K	\$550K
	507, 812 Lansdowne Ave	Condo	1	1	4	\$275K	\$270K
30 May, 2016	7 Ward St	Detached	1	2	6	\$649K	\$760K
	88, 65 Turntable Cres	Townhouse	3	2	11	\$439K	\$492K
	617 Gladstone Ave	Townhouse	3	3	11	\$600K	\$773K
31 May, 2016	258, 351 Wallace Ave	Townhouse	3	2	5	\$690K	\$710K
	274 Symington Ave	Semi-Detached	3	2	7	\$700K	\$849K
1 June, 2016	78 Salem Ave	Detached	4	5	7	\$1,389K	\$1,389K
	202, 816 Lansdowne Ave	Condo	1	1	16	\$310K	\$309K
	309, 816 Lansdowne Ave	Condo	1	1	3	\$300K	\$305K
	742 Lansdowne Ave	Other	6	3	92	\$850K	\$821K
2 June, 2016	44, 41 Foundry Ave	Townhouse	3	2	8	\$549K	\$590K

Data

Month, Day, Year of Sold Date	Address1	Property Type	Bedrooms	Washrooms	Days on the Market	List Price	Sold Price
2 June, 2016	326, 816 Lansdowne Ave	Condo	1	1	31	\$279K	\$277K
	763 Crawford St	Semi-Detached	3	2	8	\$899K	\$1,245K
	787 Shaw St	Detached	3	2	7	\$1,000K	\$1,175K
3 June, 2016	249 Symington Ave	Semi-Detached	6	3	36	\$995K	\$875K
4 June, 2016	625, 816 Lansdowne Ave	Condo	1	1	60	\$292K	\$287K
5 June, 2016	70, 55 Turntable Cres	Townhouse	3	2	17	\$470K	\$490K
	100 Garnet Ave	Semi-Detached	3	3	4	\$979K	\$1,070K
	217 Wallace Ave	Semi-Detached	3	2	5	\$799K	\$940K
6 June, 2016	279 Delaware Ave	Semi-Detached	3	2	5	\$649K	\$880K
7 June, 2016	27 Paton Rd	Semi-Detached	3	2	6	\$659K	\$721K
	1113, 816 Lansdowne Ave	Condo	2	2	12	\$420K	\$420K
8 June, 2016	267 Symington Ave	Semi-Detached	4	2	7	\$499K	\$740K
	630 St Clarens Ave	Semi-Detached	3	2	9	\$750K	\$825K
	937 Dufferin St	Semi-Detached	5	3	1	\$799K	\$820K
9 June, 2016	224 Perth Ave	Semi-Detached	3	3	3	\$700K	\$850K
	1111, 812 Lansdowne St	Condo	1	1	24	\$295K	\$289K
14 June, 2016	139, 25 Turntable Cres	Townhouse	2	2	61	\$489K	\$485K
	305, 1375 Dupont St	Condo	1	1	14	\$319K	\$319K
	705 Lansdowne Ave	Semi-Detached	3	2	6	\$725K	\$791K
	1141 Dufferin St	Semi-Detached	5	3	13	\$799K	\$826K
15 June, 2016	134 Pendrith St	Other	5	3	77	\$1,400K	\$1,400K
16 June, 2016	803, 812 Lansdowne Ave	Condo	1	1	28	\$295K	\$290K
17 June, 2016	Rear, 1521 Dupont St	Other		0	6	\$90K	\$126K
18 June, 2016	414 Concord Ave	Other	3	3	4	\$830K	\$1,155K
19 June, 2016	18 Essex St	Detached	4	4	5	\$1,299K	\$1,562K
20 June, 2016	60, 26 Ernest Ave	Condo	3	3	32	\$800K	\$800K
	1005, 812 Lansdowne Ave	Condo	2	1	0	\$355K	\$355K
21 June, 2016	10, 21 Foundry Ave	Townhouse	3	3	6	\$600K	\$685K

Data

Month, Day, Year of Sold Date	Address1	Property Type	Bedrooms	Washrooms	Days on the Market	List Price	Sold Price
21 June, 2016	46 Symington Ave	Semi-Detached	3	2	8	\$779K	\$950K
	277 Perth Ave	Semi-Detached	3	2	7	\$729K	\$929K
22 June, 2016	131 Wallace Ave	Townhouse	3	2	8	\$595K	\$765K
23 June, 2016	823, 812 Lansdowne Ave	Condo	2	1	3	\$369K	\$376K
	834 Shaw St	Semi-Detached	3	2	8	\$699K	\$775K
24 June, 2016	70, 61 Foundry Ave	Townhouse	3	2	12	\$600K	\$575K
	192 Yarmouth Rd	Detached	2	2	3	\$699K	\$810K
	230 Christie St	Townhouse	2	2	56	\$1,050K	\$1,065K
26 June, 2016	68 Garnet Ave	Detached	3	3	5	\$899K	\$1,115K
	161 Yarmouth Rd	Detached	3	3	10	\$950K	\$1,110K
27 June, 2016	126 Armstrong Ave	Detached	3	4	7	\$1,000K	\$1,205K
	270 Delaware Ave	Townhouse	3	2	6	\$849K	\$1,061K
28 June, 2016	41, 41 Foundry Ave	Townhouse	3	2	6	\$550K	\$615K
	522, 816 Lansdowne Ave	Condo	2	2	14	\$400K	\$410K
29 June, 2016	39 Pendrith St	Semi-Detached	3	3	6	\$699K	\$840K
	118, 20 Foundry Ave	Townhouse	2	2	14	\$480K	\$507K
	207, 1375 Dupont St	Condo	2	2	15	\$360K	\$369K
	332 Delaware Ave	Semi-Detached	5	2	7	\$799K	\$1,001K
30 June, 2016	519 Salem Ave	Semi-Detached	3	3	3	\$500K	\$783K
1 July, 2016	12 Pendrith St	Detached	4	3	10	\$1,300K	\$1,300K
	308 Delaware Ave	Townhouse	3	3	2	\$599K	\$825K
3 July, 2016	825, 812 Lansdowne Ave	Condo	1	1	2	\$300K	\$305K
4 July, 2016	24, 31 Foundry Ave	Townhouse	3	2	12	\$439K	\$459K
5 July, 2016	81 Armstrong Ave	Detached	4	2	41	\$1,050K	\$992K
6 July, 2016	34 Primrose Ave	Semi-Detached	4	3	9	\$700K	\$700K
	81 Yarmouth Rd	Detached	3	2	57	\$945K	\$945K
	227, 14 Foundry Ave	Townhouse	2	2	2	\$549K	\$626K
	531 St. Clarens Ave	Detached	5	4	20	\$1,000K	\$990K

Data

Month, Day, Year of Sold Date	Address1	Property Type	Bedrooms	Washrooms	Days on the Market	List Price	Sold Price
7 July, 2016	28 Russett Ave	Townhouse	3	3	7	\$870K	\$975K
	203, 15 Foundry Ave	Townhouse	3	2	22	\$569K	\$610K
	214, 20 Foundry Ave	Townhouse	2	2	2	\$589K	\$605K
8 July, 2016	4, 442 Perth Ave	Townhouse	2	2	1	\$425K	\$508K
	1009, 812 Lansdowne Ave	Condo	1	1	7	\$340K	\$337K
	1270 Davenport Rd	Other	4	2	18	\$849K	\$875K
11 July, 2016	224B Barton Ave	Semi-Detached	3	4	5	\$1,399K	\$1,633K
12 July, 2016	33 Edwin Ave	Detached	6	3	8	\$600K	\$852K
	66, 55 Foundry Ave	Townhouse	3	2	7	\$575K	\$615K
	116 Armstrong Ave	Semi-Detached	3	3	21	\$750K	\$725K
	216, 20 Foundry Ave	Townhouse	2	3	15	\$599K	\$637K
14 July, 2016	82, 60 Turntable Cres	Townhouse	3	2	34	\$480K	\$475K
15 July, 2016	179 Perth Ave	Semi-Detached	3	2	8	\$700K	\$810K
	248 Perth Ave	Semi-Detached	4	3	15	\$1,059K	\$1,035K
	412, 1375 Dupont St	Condo	1	1	12	\$320K	\$320K
16 July, 2016	954 Shaw St	Semi-Detached	3	2	4	\$899K	\$1,010K
18 July, 2016	64 Melville Ave	Detached	3	2	7	\$749K	\$1,053K
19 July, 2016	43 Paton Rd	Townhouse	2	2	29	\$675K	\$665K
	434 Concord Ave	Semi-Detached	4	3	8	\$899K	\$1,010K
	688A Brock Ave	Detached	3	3	6	\$1,000K	\$1,117K
	723 Dupont St	Detached	4	2	47	\$900K	\$860K
20 July, 2016	37, 35 Foundry Ave	Townhouse	3	2	9	\$569K	\$569K
	78 Millicent St	Semi-Detached	3	2	7	\$899K	\$905K
	417, 812 Lansdowne Ave	Condo	1	1	12	\$300K	\$332K
21 July, 2016	57, 50 Turntable Cres	Townhouse	2	1	6	\$400K	\$420K
	113 Garnet Ave	Semi-Detached	3	3	15	\$1,195K	\$1,186K
	213, 1100 Lansdowne Ave	Condo	2	1	9	\$423K	\$449K
	338, 1100 Lansdowne Ave	Condo	2	2	16	\$600K	\$606K

Data

Month, Day, Year of Sold Date	Address1	Property Type	Bedrooms	Washrooms	Days on the Market	List Price	Sold Price
22 July, 2016	106 Brandon Ave	Semi-Detached	3	3	68	\$899K	\$890K
23 July, 2016	48 Armstrong Ave	Semi-Detached	3	2	9	\$1,000K	\$1,005K
25 July, 2016	212 Christie St	Semi-Detached	3	3	5	\$599K	\$750K
26 July, 2016	561 St Clarens Ave	Detached	3	2	8	\$1,000K	\$1,175K
27 July, 2016	7, 442 Perth Ave	Townhouse	3	2	5	\$499K	\$675K
	112, 816 Lansdowne Ave	Condo	1	1	51	\$290K	\$290K
	718, 812 Lansdowne Ave	Condo	1	1	7	\$315K	\$343K
	1301 Dupont St	Detached	3	1	63	\$749K	\$715K
30 July, 2016	712 Brock Ave	Semi-Detached	3	3	37	\$939K	\$850K
	915 Ossington Ave	Semi-Detached	5	3	31	\$940K	\$930K
2 August, 2016	4, 31 Dekoven Mews	Townhouse	2	2	5	\$550K	\$651K
3 August, 2016	288 Perth Ave	Townhouse	5	3	20	\$699K	\$720K
	403, 816 Lansdowne Ave	Condo	1	1	19	\$301K	\$301K
	488 Delaware Ave	Semi-Detached	3	2	16	\$750K	\$765K
4 August, 2016	47 Armstrong Ave	Townhouse	3	2	2	\$699K	\$699K
	1212, 816 Lansdowne Ave	Condo	1	1	1	\$289K	\$289K
5 August, 2016	1438 Bloor St W	Semi-Detached	6	4	23	\$799K	\$822K
6 August, 2016	198 Rankin Cres	Semi-Detached	3	4	6	\$719K	\$848K
	411, 812 Lansdowne Ave	Condo	1	1	3	\$315K	\$315K
	797 Lansdowne Ave	Semi-Detached	3	4	9	\$619K	\$787K
7 August, 2016	18, 20 Turntable Cres	Townhouse	3	2	11	\$499K	\$495K
8 August, 2016	509, 816 Lansdowne Ave	Condo	1	1	14	\$300K	\$305K
18 August, 2016	370 Margueretta St	Detached	4	2	7	\$900K	\$1,135K
19 August, 2016	423, 816 Lansdowne Ave	Condo	2	2	8	\$400K	\$415K
22 August, 2016	25 Millicent St	Detached	3	2	4	\$900K	\$975K
	48 Garnet Ave	Detached	4	2	10	\$895K	\$919K
	367 Concord Ave	Detached	3	2	6	\$879K	\$1,220K
23 August, 2016	55 Ward St	Semi-Detached	5	2	6	\$800K	\$850K

Data

Month, Day, Year of Sold Date	Address1	Property Type	Bedrooms	Washrooms	Days on the Market	List Price	Sold Price
23 August, 2016	66 Emerson Ave	Detached	4	3	28	\$1,075K	\$1,005K
24 August, 2016	64 Beaver Ave	Detached	3	5	61	\$1,338K	\$1,270K
26 August, 2016	807, 816 Lansdowne Ave	Condo	2	2	1	\$438K	\$450K
27 August, 2016	26, 26 Ernest Ave	Condo	3	3	65	\$850K	\$850K
30 August, 2016	96 Shanly St	Semi-Detached	3	2	5	\$700K	\$937K
31 August, 2016	5A Beaver Ave	Semi-Detached	3	2	6	\$589K	\$655K
	17 Wallace Ave	Detached	2	2	12	\$699K	\$632K
	229, 15 Elsie Lane	Townhouse	2	2	1	\$598K	\$660K
	1004, 816 Lansdowne Ave	Condo	1	1	7	\$338K	\$332K
	1462 Dufferin St	Semi-Detached	3	2	6	\$497K	\$585K
1 September, 2016	323 Wallace Ave	Townhouse	4	2	38	\$766K	\$745K
2 September, 2016	299 Westmoreland Ave	Semi-Detached	4	2	30	\$900K	\$845K
	899 Lansdowne Ave	Detached	4	4	43	\$1,139K	\$1,110K
6 September, 2016	453 Concord Ave	Semi-Detached	3	2	6	\$879K	\$1,037K
	1167 Dufferin St	Detached	4	2	5	\$650K	\$900K
7 September, 2016	A11, 1100 Lansdowne Ave	Condo	2	2	60	\$625K	\$604K
9 September, 2016	27 Salem Ave	Semi-Detached	3	2	2	\$975K	\$1,100K
	628 St Clarens Ave	Semi-Detached	3	2	2	\$749K	\$930K
	1165 Dufferin St	Semi-Detached	3	3	7	\$869K	\$895K
10 September, 2016	36, 26 Ernest Ave	Condo	3	3	17	\$820K	\$820K
	62, 55 Foundry Ave	Townhouse	3	3	22	\$600K	\$610K
13 September, 2016	50 Campbell Ave	Semi-Detached	3	1	7	\$700K	\$825K
15 September, 2016	274 Perth Ave	Other	3	2	7	\$989K	\$1,200K
	308 Symington Ave	Detached	3	1	45	\$849K	\$750K
	602, 816 Lansdowne Ave	Condo	1	1	3	\$307K	\$307K
16 September, 2016	153, 6 Foundry Ave	Townhouse	2	2	9	\$499K	\$509K
18 September, 2016	24 Hugo Ave	Semi-Detached	2	2	5	\$649K	\$870K
	1038 Shaw St	Semi-Detached	2	2	5	\$829K	\$1,075K

Data

Month, Day, Year of Sold Date	Address1	Property Type	Bedrooms	Washrooms	Days on the Market	List Price	Sold Price
19 September, 2016	62, 50 Turntable Cres	Townhouse	3	2	37	\$599K	\$568K
	777 Lansdowne Ave	Detached	4	3	6	\$800K	\$932K
	883 Shaw St	Semi-Detached	3	2	7	\$1,049K	\$1,331K
20 September, 2016	205 Rankin Cres	Semi-Detached	3	4	6	\$799K	\$851K
21 September, 2016	20 Hugo Ave	Semi-Detached	2	2	8	\$500K	\$700K
	203, 15 Sousa Mendes St	Townhouse	2	2	9	\$685K	\$680K
	494 Symington Ave	Semi-Detached	3	2	8	\$700K	\$771K
	707, 816 Lansdowne Ave	Condo	2	2	1	\$447K	\$444K
22 September, 2016	1228 Dufferin St	Semi-Detached	3	3	4	\$699K	\$780K
23 September, 2016	117 Campbell Ave	Semi-Detached	3	3	15	\$750K	\$770K
	512, 812 Lansdowne Ave	Condo	1	1	2	\$305K	\$310K
24 September, 2016	22 Hallam St	Detached	3	1	5	\$779K	\$800K
25 September, 2016	575 Concord Ave	Townhouse	2	2	19	\$660K	\$660K
	2108, 60 Heintzman St	Condo	2	2	11	\$550K	\$668K
26 September, 2016	527 Salem Ave	Other	4	3	5	\$960K	\$983K
28 September, 2016	540 Gladstone Ave	Detached	3	2	8	\$849K	\$825K
29 September, 2016	1, 442 Perth Ave	Townhouse	3	2	9	\$550K	\$625K
	714 St Clarens Ave	Townhouse	2	3	2	\$799K	\$875K
30 September, 2016	160, 8 Foundry Ave	Townhouse	2	2	4	\$490K	\$510K
	202, 20 Foundry Ave	Townhouse	2	2	4	\$659K	\$642K
1 October, 2016	34 Osler St	Townhouse	3	3	8	\$770K	\$734K
2 October, 2016	1301 Davenport Rd	Townhouse	3	2	17	\$620K	\$575K
3 October, 2016	30 Melville Ave	Semi-Detached	4	3	6	\$900K	\$1,300K
	388 Concord Ave	Semi-Detached	3	3	6	\$929K	\$1,055K
4 October, 2016	28, 20 Turntable Cres	Townhouse	3	2	6	\$590K	\$628K
	92 Symington Ave	Semi-Detached	3	2	6	\$789K	\$785K
	115 Perth Ave	Semi-Detached	3	2	8	\$700K	\$751K
	224, 20 Elsie Lane	Townhouse	2	2	7	\$600K	\$690K

Data

Month, Day, Year of Sold Date	Address1	Property Type	Bedrooms	Washrooms	Days on the Market	List Price	Sold Price
4 October, 2016	265 Bartlett Ave	Semi-Detached	3	1	7	\$749K	\$858K
	728 Crawford St	Semi-Detached	3	2	18	\$999K	\$935K
6 October, 2016	1051 Shaw St	Semi-Detached	3	2	8	\$929K	\$1,200K
	1177 Dufferin St	Semi-Detached	3	3	8	\$830K	\$802K
7 October, 2016	2, 40 Westmoreland Ave	Townhouse	2	3	106	\$1,549K	\$1,420K
	90, 65 Turntable Cres	Townhouse	3	2	31	\$475K	\$470K
	210, 20 Foundry Ave	Townhouse	3	2	14	\$600K	\$630K
	1411 Davenport Rd	Semi-Detached	4	2	8	\$770K	\$780K
10 October, 2016	304 Delaware Ave	Townhouse	2	2	12	\$1,049K	\$1,000K
11 October, 2016	1001 Dovercourt Rd	Detached	2	2	6	\$678K	\$876K
12 October, 2016	10, 10 Turntable Cres	Townhouse	3	2	8	\$570K	\$640K
	19 Hugo Ave	Semi-Detached	2	2	6	\$649K	\$751K
13 October, 2016	333, 1100 Lansdowne Ave	Condo	2	2	15	\$600K	\$600K
14 October, 2016	118, 20 Elsie Lane	Townhouse	2	2	18	\$520K	\$510K
16 October, 2016	710 St Clarens Ave	Townhouse	2	3	8	\$799K	\$910K
17 October, 2016	81 Hallam St	Detached	7	3	28	\$1,190K	\$1,175K
	1202A Dovercourt Rd	Semi-Detached	3	2	10	\$789K	\$828K
18 October, 2016	40 Lightbourn Ave	Townhouse	2	2	7	\$549K	\$660K
	56 Russett Ave	Semi-Detached	2	2	7	\$800K	\$1,051K
20 October, 2016	20 Burnfield Ave	Detached	3	1	7	\$839K	\$845K
21 October, 2016	8 Burnfield Ave	Detached	3	2	34	\$900K	\$900K
23 October, 2016	78 Campbell Ave	Semi-Detached	4	3	3	\$699K	\$807K
	219, 7 Foundry Ave	Townhouse	2	2	4	\$579K	\$605K
24 October, 2016	515 Concord Ave	Semi-Detached	3	2	5	\$799K	\$760K
	Th210, 16 Foundry Ave	Townhouse	3	2	6	\$618K	\$614K
25 October, 2016	117 Lappin Ave	Detached	3	2	7	\$799K	\$854K
	125 Symington Ave	Semi-Detached	3	1	18	\$710K	\$703K
	165 Yarmouth Rd	Detached	2	2	7	\$680K	\$830K

Data

Month, Day, Year of Sold Date	Address1	Property Type	Bedrooms	Washrooms	Days on the Market	List Price	Sold Price
26 October, 2016	52 Russett Ave	Semi-Detached	3	2	41	\$1,100K	\$975K
	436 Perth Ave	Townhouse	3	2	9	\$480K	\$585K
27 October, 2016	170 Emerson Ave	Detached	4	3	6	\$1,163K	\$1,100K
	242, 13 Foundry Ave	Townhouse	2	2	7	\$599K	\$630K
	808 Shaw St	Semi-Detached	3	2	9	\$929K	\$1,020K
28 October, 2016	813, 816 Lansdowne Ave	Condo	1	1	16	\$350K	\$350K
	917 Lansdowne Ave	Semi-Detached	3	2	11	\$700K	\$740K
31 October, 2016	#119, 816 Lansdowne Ave	Condo	2	2	5	\$450K	\$450K
1 November, 2016	20, 25 Foundry Ave	Townhouse	3	3	12	\$549K	\$560K
2 November, 2016	323 Salem Ave	Townhouse	2	2	1	\$600K	\$770K
	LI08, 816 Lansdowne Ave	Condo	1	1	7	\$299K	\$299K
6 November, 2016	730 Crawford St	Detached	4	3	48	\$1,449K	\$1,340K
7 November, 2016	27 Wallace Ave	Detached	4	4	25	\$998K	\$1,290K
10 November, 2016	213, 16 Foundry Ave	Townhouse	2	2	3	\$619K	\$630K
	308, 1100 Lansdowne Ave	Condo	2	2	2	\$590K	\$620K
	408 Salem Ave	Detached	4	4	7	\$898K	\$1,020K
15 November, 2016	148, 12 Foundry Ave	Townhouse	2	2	8	\$479K	\$560K
16 November, 2016	110, 812 Lansdowne Ave	Condo	1	1	8	\$320K	\$346K
	779 Lansdowne Ave	Detached	4	2	7	\$749K	\$942K
18 November, 2016	18 Grogan Mews	Townhouse	3	3	3	\$630K	\$701K
	149A Campbell Ave	Other	4	3	2	\$599K	\$750K
	1423 Dufferin St	Detached	6	4	31	\$2,350K	\$2,200K
19 November, 2016	317 Concord Ave	Townhouse	4	2	38	\$849K	\$815K
22 November, 2016	# 501, 47 Macaulay Ave	Townhouse	1	2	92	\$396K	\$385K
23 November, 2016	644 Brock Ave	Detached	3	3	6	\$1,099K	\$1,225K
24 November, 2016	37 Beaver Ave	Semi-Detached	5	3	70	\$800K	\$790K
	128 Garnet Ave	Semi-Detached	3	3	10	\$939K	\$922K
26 November, 2016	156B Hallam St	Semi-Detached	3	3	5	\$969K	\$1,100K

Data

Month, Day, Year of Sold Date	Address1	Property Type	Bedrooms	Washrooms	Days on the Market	List Price	Sold Price
28 November, 2016	688 Lansdowne Ave	Semi-Detached	3	2	4	\$889K	\$889K
	982 Ossington Ave	Semi-Detached	3	2	24	\$859K	\$802K
29 November, 2016	4, 1390 Bloor St W	Townhouse	2	2	7	\$539K	\$660K
	201, 15 Foundry Ave	Townhouse	2	2	7	\$600K	\$645K
30 November, 2016	533 Perth Ave	Townhouse	3	2	9	\$500K	\$603K
3 December, 2016	129, 25 Turntable Cres	Townhouse	2	2	4	\$499K	\$499K
5 December, 2016	166 Wallace Ave	Detached	5	3	6	\$950K	\$1,025K
	544 St Clarens Ave	Detached	3	3	6	\$879K	\$1,020K
7 December, 2016	216 Geary Ave	Other		0	104	\$499K	\$499K
8 December, 2016	196 Emerson Ave	Semi-Detached	4	2	8	\$799K	\$888K
	429 Delaware Ave	Semi-Detached	3	2	18	\$1,109K	\$1,080K
	720 St Clarens Ave	Townhouse	2	3	19	\$899K	\$880K
9 December, 2016	1499 Dupont St	Semi-Detached	3	3	3	\$740K	\$742K
10 December, 2016	46 Northumberland St	Semi-Detached	4	3	6	\$879K	\$879K
13 December, 2016	62 Shanly St	Other	6	2	33	\$940K	\$940K
15 December, 2016	242, 25 Turntable Cres	Townhouse	2	2	8	\$675K	\$663K
	502, 370 Wallace Ave	Townhouse	1	1	16	\$354K	\$353K
19 December, 2016	963 Lansdowne Ave	Semi-Detached	4	3	33	\$699K	\$675K
22 December, 2016	989 Shaw St	Detached	5	3	7	\$1,575K	\$1,550K
30 December, 2016	103, 812 Lansdowne Ave	Condo	1	1	11	\$300K	\$299K
6 January, 2017	101, 15 Foundry Ave	Townhouse	2	2	18	\$495K	\$550K
9 January, 2017	92, 65 Turntable Cres	Townhouse	3	2	20	\$494K	\$494K
13 January, 2017	364 Margueretta St	Semi-Detached	4	2	2	\$799K	\$910K
	1086 Dufferin St	Semi-Detached	3	1	3	\$799K	\$940K
	1088 Dufferin St	Semi-Detached	3	1	3	\$779K	\$920K
18 January, 2017	98 Emerson Ave	Detached	4	3	1	\$699K	\$862K
20 January, 2017	1080 Dupont St	Detached	4	3	2	\$900K	\$995K
21 January, 2017	403, 47 Macaulay Ave	Townhouse	2	3	3	\$750K	\$778K

Data

Month, Day, Year of Sold Date	Address1	Property Type	Bedrooms	Washrooms	Days on the Market	List Price	Sold Price
24 January, 2017	205 Rankin Cres	Semi-Detached	3	4	0	\$920K	\$920K
	1056 Dufferin St	Semi-Detached	4	3	11	\$900K	\$940K
25 January, 2017	35, 35 Foundry Ave	Townhouse	3	2	12	\$619K	\$650K
	899 Dovercourt Rd	Semi-Detached	2	3	8	\$899K	\$1,130K
30 January, 2017	1211 Dufferin St	Detached	4	3	2	\$949K	\$987K
31 January, 2017	12 Sarnia Ave	Semi-Detached	6	3	7	\$699K	\$756K
1 February, 2017	108, 70 Turntable Cres	Townhouse	3	2	3	\$528K	\$550K
2 February, 2017	184 Hallam St	Semi-Detached	3	3	13	\$899K	\$913K
3 February, 2017	275 Lappin Ave	Townhouse	2	2	16	\$585K	\$385K
6 February, 2017	985 Dupont St	Detached	3	2	0	\$869K	\$869K
7 February, 2017	171 Yarmouth Rd	Townhouse	3	2	7	\$995K	\$1,345K
8 February, 2017	151 Wallace Ave	Detached	3	2	7	\$990K	\$925K
	1065 Shaw St	Detached	3	3	6	\$1,190K	\$1,370K
9 February, 2017	410 Delaware Ave	Semi-Detached	3	2	2	\$898K	\$1,140K
	595A Concord Ave	Semi-Detached	3	2	2	\$779K	\$952K
12 February, 2017	552 Lansdowne Ave	Detached	7	4	16	\$1,569K	\$1,550K
13 February, 2017	22 St Raymond Hts	Townhouse	3	2	6	\$996K	\$1,180K
	385 Symington Ave	Semi-Detached	3	4	6	\$800K	\$950K
	1490 Dupont St	Semi-Detached	3	3	7	\$600K	\$660K
18 February, 2017	500 St. Clarens Ave	Detached	4	3	11	\$999K	\$1,255K
20 February, 2017	1043 Dupont St	Semi-Detached	5	3	30	\$899K	\$875K
21 February, 2017	19, 25 Foundry Ave	Townhouse	3	2	0	\$525K	\$600K
	101 Pendrith St	Semi-Detached	3	2	7	\$939K	\$1,317K
22 February, 2017	103, 15 Foundry Ave	Townhouse	2	2	6	\$505K	\$600K
	321, 1410 Dupont St	Condo	1	1	26	\$325K	\$328K
23 February, 2017	6, 40 Westmoreland Ave	Townhouse	3	3	111	\$1,499K	\$1,450K
26 February, 2017	17, 40 Westmoreland Ave	Townhouse	2	3	5	\$1,239K	\$1,239K
27 February, 2017	425 Margueretta St	Semi-Detached	3	2	6	\$799K	\$1,180K

Data

Month, Day, Year of Sold Date	Address1	Property Type	Bedrooms	Washrooms	Days on the Market	List Price	Sold Price
28 February, 2017	4, 35 Dekoven Mews	Townhouse	1	2	6	\$530K	\$566K
	1034 Dovercourt Rd	Detached	3	2	8	\$879K	\$1,253K
	1045A Shaw St	Semi-Detached	3	2	6	\$789K	\$952K
1 March, 2017	1146 Dufferin St	Semi-Detached	3	2	20	\$750K	\$765K
	1151 Dufferin St	Semi-Detached	3	3	7	\$833K	\$900K
2 March, 2017	17, 20 Turntable Cres	Townhouse	3	2	1	\$525K	\$600K
	283 Bartlett Ave	Detached	3	3	9	\$988K	\$1,290K
	# 37, 30 Turntable Cres	Townhouse	2	1	1	\$400K	\$510K
4 March, 2017	347 Bartlett Ave N	Semi-Detached	2	3	5	\$640K	\$658K
	380 Margueretta St	Semi-Detached	4	4	3	\$1,449K	\$1,850K
6 March, 2017	253 Westmoreland Ave	Semi-Detached	3	2	6	\$799K	\$970K
	843 Shaw St	Semi-Detached	3	3	7	\$949K	\$1,305K
7 March, 2017	60, 51 Foundry Ave	Townhouse	3	2	14	\$500K	\$620K
	351 Bartlett Ave N	Detached	2	3	8	\$799K	\$840K
	399 Perth Ave	Townhouse	2	2	5	\$600K	\$665K
	527, 812 Lansdowne Ave	Condo	2	1	2	\$440K	\$460K
9 March, 2017	12 Manchester Ave	Detached	3	2	2	\$1,275K	\$1,302K
	1139 Dufferin St	Semi-Detached	4	3	13	\$900K	\$1,050K
13 March, 2017	716 St Clarens Ave	Townhouse	3	3	17	\$1,199K	\$1,073K
	1464 Dufferin St	Other	9	5	6	\$999K	\$1,198K
14 March, 2017	550 Lansdowne Ave	Semi-Detached	5	3	13	\$1,049K	\$1,038K
	825 Shaw St	Detached	6	2	7	\$1,140K	\$1,577K
15 March, 2017	208, 1375 Dupont St	Condo	1	1	6	\$320K	\$320K
	337 Concord Ave	Semi-Detached	3	2	4	\$699K	\$1,030K
16 March, 2017	103 Chandos Ave	Semi-Detached	3	3	8	\$799K	\$840K
	1035 Ossington Ave	Semi-Detached	3	3	6	\$799K	\$1,050K
17 March, 2017	1140 Dufferin St	Semi-Detached	4	2	35	\$750K	\$800K
	1142 Dufferin St	Townhouse	4	2	35	\$750K	\$755K

Data

Month, Day, Year of Sold Date	Address1	Property Type	Bedrooms	Washrooms	Days on the Market	List Price	Sold Price
17 March, 2017	1144 Dufferin St	Townhouse	3	2	35	\$750K	\$775K
20 March, 2017	203, 99 Chandos Ave	Condo	1	1	5	\$349K	\$490K
	314, 1410 Dupont St	Condo	1	1	23	\$327K	\$357K
	#221, 816 Lansdowne Ave	Condo	1	1	0	\$330K	\$380K
21 March, 2017	515, 812 Lansdowne Ave	Condo	2	2	7	\$460K	\$516K
22 March, 2017	306, 1100 Lansdowne Ave	Condo	2	2	7	\$699K	\$801K
23 March, 2017	121 Edwin Ave	Semi-Detached	3	3	2	\$799K	\$890K
24 March, 2017	3 Northumberland St	Semi-Detached	3	3	4	\$799K	\$925K
	723, 812 Lansdowne Ave	Condo	2	1	7	\$410K	\$500K
27 March, 2017	102 Brandon Ave	Semi-Detached	3	3	12	\$900K	\$1,155K
	167 Rankin Cres	Detached	3	4	7	\$899K	\$1,208K
	1006 Ossington Ave	Semi-Detached	5	2	7	\$750K	\$863K
28 March, 2017	14 St Raymond Hts	Townhouse	3	2	7	\$995K	\$1,265K
	37 Lappin Ave	Semi-Detached	3	2	6	\$780K	\$922K
	67 Campbell Ave	Semi-Detached	3	2	1	\$800K	\$1,000K
29 March, 2017	35, 371 Wallace Ave	Condo	1	1	9	\$450K	\$720K
	38 Hugo Ave	Detached	3	3	7	\$1,325K	\$1,685K
	52 Pendrith St	Townhouse	2	2	7	\$899K	\$1,201K
	61 Russett Ave	Detached	3	2	7	\$870K	\$1,150K
30 March, 2017	59 Salem Ave	Semi-Detached	3	2	7	\$899K	\$1,050K
	182 Emerson Ave	Detached	5	4	10	\$1,299K	\$1,425K
	871 St Clarens Ave	Detached	2	2	8	\$649K	\$1,005K
31 March, 2017	560 Gladstone Ave	Semi-Detached	3	2	2	\$949K	\$1,359K
5 April, 2017	12 Northumberland St	Detached	3	3	8	\$849K	\$1,110K
	402, 1375 Dupont St	Condo	1	1	5	\$479K	\$470K
	804 Gladstone Ave	Semi-Detached	3	2	6	\$799K	\$1,025K
6 April, 2017	122, 812 Lansdowne Ave	Condo	1	1	2	\$299K	\$352K
7 April, 2017	477 St Clarens Ave	Semi-Detached	4	3	23	\$1,149K	\$1,149K

Data

Month, Day, Year of Sold Date	Address1	Property Type	Bedrooms	Washrooms	Days on the Market	List Price	Sold Price
9 April, 2017	1059 Dufferin St	Detached	4	4	7	\$1,099K	\$1,090K
10 April, 2017	222, 1100 Lansdowne Ave	Condo	2	1	5	\$449K	\$600K
11 April, 2017	37, 371 Wallace Ave	Condo	2	1	7	\$585K	\$705K
	105, 30 Elsie Lane	Townhouse	3	2	5	\$600K	\$725K
12 April, 2017	117 Yarmouth Rd	Semi-Detached	3	3	7	\$1,085K	\$1,395K
	412, 812 Lansdowne Ave	Condo	1	1	7	\$385K	\$378K
13 April, 2017	1317B Davenport Rd	Townhouse	3	2	1	\$1,020K	\$965K
	1607, 1400 Dupont St	Condo	1	1	10	\$325K	\$325K
14 April, 2017	11, 371 Wallace Ave	Condo	1	1	4	\$675K	\$775K
15 April, 2017	368 Delaware Ave	Semi-Detached	4	2	3	\$1,230K	\$1,150K
17 April, 2017	1224 Dufferin St	Semi-Detached	3	2	46	\$800K	\$815K
18 April, 2017	Th603, 45 Sousa Mendes St	Townhouse	2	2	5	\$688K	\$850K
19 April, 2017	32 Lappin Ave	Semi-Detached	3	2	7	\$699K	\$915K
	222, 25 Turntable Cres	Townhouse	2	2	2	\$625K	\$680K
20 April, 2017	385 Margueretta St	Detached	5	3	31	\$1,188K	\$1,600K
21 April, 2017	16, 25 Foundry Ave	Townhouse	3	2	2	\$549K	\$621K
	119 Campbell Ave	Semi-Detached	3	3	10	\$739K	\$854K
	127, 7 Foundry Ave	Townhouse	2	2	3	\$450K	\$620K
	1208, 812 Lansdowne Ave	Condo	1	1	3	\$390K	\$400K
24 April, 2017	28 Garnet Ave	Detached	3	3	13	\$1,499K	\$1,465K
	318, 812 Lansdowne Ave	Condo	1	1	6	\$355K	\$410K
25 April, 2017	110 Wallace Ave	Semi-Detached	3	2	8	\$899K	\$1,225K
	116, 816 Lansdowne Ave	Condo	1	1	6	\$399K	\$427K
	133 Essex St	Semi-Detached	4	2	8	\$900K	\$1,158K
	136 Rankin Cres	Semi-Detached	3	4	5	\$981K	\$981K
	139 Salem Ave	Semi-Detached	3	2	6	\$879K	\$1,250K
	214 Wallace Ave	Semi-Detached	3	2	6	\$799K	\$999K
	346, 1100 Lansdowne Ave	Condo	2	2	4	\$800K	\$800K

Data

Month, Day, Year of Sold Date	Address1	Property Type	Bedrooms	Washrooms	Days on the Market	List Price	Sold Price
25 April, 2017	566 St Clarens Ave	Detached	3	2	7	\$879K	\$985K
26 April, 2017	138, 25 Elsie Lane	Townhouse	3	2	3	\$599K	\$770K
	1107, 1410 Dupont St	Condo	1	1	1	\$339K	\$339K
27 April, 2017	1431 Dufferin St	Detached	4	3	7	\$1,099K	\$1,425K
	1433 Dufferin St	Detached	2	2	7	\$699K	\$700K
28 April, 2017	63 Armstrong Ave	Semi-Detached	3	3	9	\$799K	\$980K
	Th211, 9 Foundry Ave	Townhouse	3	2	8	\$689K	\$808K
30 April, 2017	133, 25 Turntable Cres	Townhouse	2	2	4	\$499K	\$581K
1 May, 2017	19 Edith Ave	Townhouse	4	2	7	\$699K	\$918K
	393 Concord Ave	Semi-Detached	4	3	7	\$1,089K	\$1,278K
	940 Dovercourt Rd	Semi-Detached	5	2	6	\$800K	\$1,242K
	1181 Ossington Ave	Semi-Detached	3	1	14	\$959K	\$800K
2 May, 2017	815, 816 Lansdowne Ave	Condo	1	1	7	\$349K	\$450K
3 May, 2017	73, 55 Turntable Cres	Townhouse	3	2	14	\$634K	\$642K
4 May, 2017	3, 19 Dekoven Mews	Townhouse	2	2	7	\$550K	\$720K
	202, 1100 Lansdowne Ave	Condo	1	1	16	\$399K	\$389K
5 May, 2017	21 Burnfield Ave	Semi-Detached	3	4	4	\$938K	\$1,244K
7 May, 2017	1054 Dufferin St	Semi-Detached	2	3	3	\$699K	\$800K
8 May, 2017	503, 1375 Dupont St	Condo	1	1	20	\$490K	\$480K
9 May, 2017	758 Crawford St	Detached	3	1	7	\$1,249K	\$1,500K
10 May, 2017	113, 816 Lansdowne Ave	Condo	1	1	7	\$349K	\$408K
12 May, 2017	465 Concord Ave	Townhouse	3	3	8	\$1,249K	\$1,330K
13 May, 2017	79 Pendrith St	Detached	4	4	3	\$1,490K	\$1,644K
	603, 5 Sousa Mendes St	Townhouse	2	2	1	\$849K	\$830K
14 May, 2017	578 St Clarens Ave	Semi-Detached	3	2	2	\$849K	\$856K
15 May, 2017	237, 25 Turntable Cres	Townhouse	3	2	7	\$629K	\$715K
	A30, 10 Turntable Cres	Other	0	0	25	\$22K	\$21K
16 May, 2017	87 Bristol Ave	Detached	5	3	13	\$749K	\$769K

Data

Month, Day, Year of Sold Date	Address1	Property Type	Bedrooms	Washrooms	Days on the Market	List Price	Sold Price
16 May, 2017	1003, 1400 Dupont St	Condo	1	1	7	\$370K	\$369K
17 May, 2017	119 Lappin Ave	Detached	3	3	13	\$899K	\$930K
18 May, 2017	209, 812 Lansdowne Ave	Condo	1	1	13	\$420K	\$418K
	276 Perth Ave	Semi-Detached	3	2	20	\$798K	\$853K
21 May, 2017	501, 1375 Dupont St	Condo	1	1	5	\$299K	\$395K
23 May, 2017	519, 812 Lansdowne Ave	Condo	1	1	20	\$420K	\$417K
24 May, 2017	2, 1396 Bloor St W	Townhouse	2	2	13	\$600K	\$741K
	514 1/2 St Clarens Ave	Townhouse	3	3	15	\$875K	\$852K
25 May, 2017	511, 1375 Dupont St	Condo	2	1	22	\$529K	\$512K
26 May, 2017	285 Salem Ave	Townhouse	6	3	8	\$1,395K	\$1,350K
28 May, 2017	5, 442 Perth Ave	Townhouse	3	2	16	\$650K	\$645K
30 May, 2017	325 Westmoreland Ave N	Semi-Detached	2	3	25	\$700K	\$655K
	403, 370 Wallace Ave	Townhouse	2	2	4	\$875K	\$875K
	855 Dupont St	Semi-Detached	4	4	20	\$879K	\$873K
31 May, 2017	22 Ruskin Ave	Semi-Detached	3	2	7	\$850K	\$872K
1 June, 2017	1, 1388 Bloor St W	Townhouse	2	3	7	\$689K	\$751K
	53, 220 Brandon Ave	Townhouse	3	3	9	\$850K	\$910K
	349 Concord Ave	Townhouse	3	2	8	\$679K	\$783K
	713, 812 Lansdowne Ave	Condo	1	1	14	\$420K	\$461K
3 June, 2017	7 Hugo Ave	Semi-Detached	2	2	4	\$750K	\$900K
5 June, 2017	26 Osler St	Townhouse	3	3	6	\$699K	\$855K
6 June, 2017	163 Rankin Cres	Semi-Detached	3	4	13	\$888K	\$950K
8 June, 2017	96 Bartlett Ave	Townhouse	3	3	10	\$1,150K	\$1,005K
9 June, 2017	816, 816 Lansdowne Ave	Condo	1	1	10	\$380K	\$395K
10 June, 2017	26 Garnet Ave	Detached	3	4	15	\$1,480K	\$1,475K
	95 Campbell Ave	Semi-Detached	5	3	10	\$899K	\$950K
	98 Edwin Ave	Semi-Detached	2	2	1	\$879K	\$847K
	101, 99 Chandos Ave	Condo	2	1	4	\$749K	\$725K

Data

Month, Day, Year of Sold Date	Address1	Property Type	Bedrooms	Washrooms	Days on the Market	List Price	Sold Price
12 June, 2017	196 Rankin Cres	Semi-Detached	3	3	20	\$989K	\$955K
	848 Dovercourt Rd	Detached	3	3	7	\$739K	\$956K
13 June, 2017	403, 812 Lansdowne Ave	Condo	1	1	11	\$400K	\$400K
	491 Salem Ave N	Detached	2	2	7	\$799K	\$850K
	720, 816 Lansdowne Ave	Condo	1	1	7	\$380K	\$425K
14 June, 2017	482 Concord Ave	Semi-Detached	4	4	8	\$1,279K	\$1,480K
	782 Shaw St	Semi-Detached	3	2	9	\$1,175K	\$1,370K
15 June, 2017	172 Symington Ave	Semi-Detached	3	2	10	\$849K	\$810K
	287 Perth Ave	Townhouse	3	2	7	\$659K	\$851K
	1410, 1420 Dupont St	Condo	2	1	22	\$379K	\$372K
16 June, 2017	89 Hallam St	Detached	3	1	39	\$899K	\$835K
17 June, 2017	83 Primrose Ave	Semi-Detached	3	1	2	\$850K	\$840K
19 June, 2017	79 Campbell Ave	Semi-Detached	2	2	6	\$699K	\$916K
20 June, 2017	1806, 1420 Dupont St	Condo	1	1	1	\$350K	\$350K
21 June, 2017	4 Hugo Ave	Semi-Detached	3	2	16	\$800K	\$830K
	40, 30 Turntable Cres	Townhouse	2	1	2	\$499K	\$549K
	802, 816 Lansdowne Ave	Condo	1	1	8	\$369K	\$421K
23 June, 2017	503, 816 Lansdowne Ave	Condo	1	1	6	\$400K	\$423K
	710 Lansdowne Ave	Other	3	2	4	\$950K	\$925K
24 June, 2017	313, 812 Lansdowne Ave	Condo	1	1	2	\$399K	\$425K
25 June, 2017	605, 816 Lansdowne Ave	Condo	1	1	8	\$380K	\$392K
26 June, 2017	22 Hugo Ave	Semi-Detached	2	2	7	\$800K	\$875K
27 June, 2017	25 Sarnia Ave	Semi-Detached	4	3	7	\$843K	\$825K
	94 Primrose Ave	Semi-Detached	3	2	39	\$750K	\$712K
	688 St. Clarens Ave	Townhouse	2	1	21	\$850K	\$840K
28 June, 2017	158, 8 Foundry Ave	Townhouse	2	2	7	\$625K	\$620K
29 June, 2017	275 Lappin Ave	Townhouse	3	2	3	\$525K	\$490K
	1299 Davenport Rd	Semi-Detached	3	3	9	\$658K	\$678K

Data

Month, Day, Year of Sold Date	Address1	Property Type	Bedrooms	Washrooms	Days on the Market	List Price	Sold Price
30 June, 2017	505, 816 Lansdowne Ave	Condo	1	1	14	\$380K	\$385K
	1006 Dovercourt Rd	Semi-Detached	3	2	36	\$840K	\$770K
2 July, 2017	68 Pauline Ave	Semi-Detached	5	3	9	\$995K	\$1,141K
	209, 9 Foundry Ave	Townhouse	2	2	10	\$749K	\$749K
	623, 816 Lansdowne Ave	Condo	2	2	15	\$500K	\$500K
3 July, 2017	1203, 816 Lansdowne Ave	Condo	2	1	19	\$549K	\$520K
	V304, 243 Perth Ave	Condo	1	1	25	\$620K	\$620K
6 July, 2017	113 Westmoreland Ave	Detached	3	2	22	\$999K	\$999K
10 July, 2017	8 Beaver Ave	Semi-Detached	3	2	53	\$769K	\$704K
	47 Armstrong Ave	Townhouse	3	3	11	\$998K	\$1,175K
	815 Dovercourt Rd	Semi-Detached	4	3	5	\$1,190K	\$1,193K
11 July, 2017	115 Hallam St	Detached	3	1	77	\$749K	\$635K
	497 Salem Ave N	Detached	2	3	7	\$790K	\$905K
	617 Gladstone Ave	Townhouse	3	3	13	\$1,300K	\$1,275K
14 July, 2017	857 Dovercourt Rd	Semi-Detached	3	2	4	\$679K	\$690K
18 July, 2017	60 Pendrith St	Townhouse	3	3	6	\$799K	\$901K
20 July, 2017	2203, 1410 Dupont St	Condo	1	1	9	\$375K	\$375K
21 July, 2017	1502, 1420 Dupont St	Condo	2	1	43	\$398K	\$398K
22 July, 2017	502, 63 Ruskin Ave	Townhouse	2	1	2	\$539K	\$515K
	834 Shaw St	Semi-Detached	3	4	32	\$1,499K	\$1,352K
24 July, 2017	5 Hugo Ave	Semi-Detached	2	2	6	\$800K	\$985K
	1008, 1410 Dupont St	Condo	1	1	38	\$359K	\$353K
25 July, 2017	5 Ruskin Ave	Detached	3	2	12	\$800K	\$1,000K
	450 Salem Ave	Detached	2	2	10	\$649K	\$800K
26 July, 2017	106, 816 Lansdowne Ave	Condo	2	2	20	\$489K	\$489K
27 July, 2017	540 Gladstone Ave	Detached	3	2	23	\$900K	\$870K
	1103, 1420 Dupont St	Condo	1	1	11	\$360K	\$357K
29 July, 2017	209, 16 Foundry Ave	Townhouse	3	2	4	\$750K	\$745K

Data

Month, Day, Year of Sold Date	Address1	Property Type	Bedrooms	Washrooms	Days on the Market	List Price	Sold Price
31 July, 2017	57 Russett Ave	Semi-Detached	4	3	10	\$989K	\$1,030K
	383 Symington Ave	Semi-Detached	3	3	52	\$835K	\$825K
	808, 816 Lansdowne Ave	Condo	2	2	11	\$518K	\$518K
1 August, 2017	103 Salem Ave	Townhouse	3	2	7	\$799K	\$930K
	1104, 816 Lansdowne Ave	Condo	1	1	7	\$438K	\$438K
3 August, 2017	727 Lansdowne Ave	Semi-Detached	3	2	15	\$700K	\$675K
7 August, 2017	182 Bartlett Ave	Townhouse	2	2	5	\$850K	\$875K
8 August, 2017	322, 812 Lansdowne Ave	Condo	1	1	40	\$350K	\$343K
15 August, 2017	604, 1410 Dupont St	Condo	2	2	12	\$539K	\$530K
	843 Dovercourt Rd	Semi-Detached	4	3	18	\$969K	\$940K
16 August, 2017	143 Campbell Ave	Semi-Detached	2	2	7	\$700K	\$827K
	143, 25 Elsie Lane	Townhouse	3	2	34	\$700K	\$673K
17 August, 2017	1112, 812 Lansdowne Ave	Condo	1	1	24	\$429K	\$410K
18 August, 2017	1204, 1420 Dupont St	Condo	2	2	71	\$409K	\$405K
19 August, 2017	533 Perth Ave	Townhouse	3	2	4	\$875K	\$869K
22 August, 2017	7 Wallace Ave	Semi-Detached	3	1	1	\$950K	\$960K
	230, 11 Foundry Ave	Townhouse	2	2	6	\$750K	\$746K
24 August, 2017	394 Margueretta St	Townhouse	3	2	3	\$700K	\$850K
25 August, 2017	1137 Dufferin St N	Semi-Detached	3	2	1	\$900K	\$875K
26 August, 2017	V202, 243 Perth Ave	Condo	2	1	40	\$763K	\$763K
27 August, 2017	17 Hugo Ave	Semi-Detached	2	2	3	\$800K	\$930K
28 August, 2017	60 Beaver Ave	Detached	3	5	41	\$1,430K	\$1,387K
31 August, 2017	3 Pauline Ave	Semi-Detached	4	4	2	\$999K	\$1,025K
1 September, 2017	22 Hallam St	Detached	3	3	73	\$1,279K	\$1,200K
4 September, 2017	214 Franklin Ave	Semi-Detached	3	1	27	\$699K	\$630K
5 September, 2017	25 Osler St	Townhouse	3	3	14	\$800K	\$745K
	47, 30 Turntable Cres	Townhouse	3	2	45	\$749K	\$720K
	212 Franklin Ave	Semi-Detached	3	2	28	\$699K	\$630K

Data

Month, Day, Year of Sold Date	Address1	Property Type	Bedrooms	Washrooms	Days on the Market	List Price	Sold Price
7 September, 2017	148 Rankin Cres	Semi-Detached	3	3	38	\$950K	\$950K
	507, 1375 Dupont St	Condo	2	2	2	\$580K	\$564K
8 September, 2017	523, 816 Lansdowne Ave	Condo	2	2	3	\$500K	\$495K
10 September, 2017	36 Macaulay Ave	Semi-Detached	3	2	5	\$869K	\$860K
11 September, 2017	3 Edith Ave	Semi-Detached	3	2	6	\$800K	\$1,011K
12 September, 2017	408, 1375 Dupont St	Condo	1	1	4	\$355K	\$355K
	702, 63 Ruskin Ave	Townhouse	2	3	7	\$799K	\$785K
14 September, 2017	517 Concord Ave	Semi-Detached	5	1	7	\$949K	\$920K
	1313, 812 Lansdowne Ave	Condo	2	1	2	\$495K	\$496K
15 September, 2017	11 Edith Ave	Semi-Detached	3	4	8	\$919K	\$919K
	24 Pauline Ave	Detached	5	3	7	\$1,400K	\$1,385K
16 September, 2017	Th74, 61 Foundry Ave	Townhouse	3	3	10	\$799K	\$799K
19 September, 2017	36, 1444 Dupont St	Condo	3	2	14	\$799K	\$885K
	578 Gladstone Ave	Semi-Detached	3	2	7	\$849K	\$875K
22 September, 2017	16, 40 Westmoreland Ave	Condo	2	3	3	\$999K	\$1,200K
	610 Delaware Ave	Townhouse	2	6	14	\$780K	\$765K
23 September, 2017	422, 1410 Dupont St	Condo	1	1	26	\$400K	\$390K
	V201, 243 Perth Ave	Condo	1	1	4	\$679K	\$679K
24 September, 2017	16 Pendrith St	Semi-Detached	3	2	33	\$948K	\$945K
	34 Symington Ave	Semi-Detached	3	2	4	\$869K	\$864K
25 September, 2017	2, 1400 Bloor St W	Townhouse	2	2	5	\$673K	\$673K
	101, 10 Turntable Cres	Townhouse	3	2	10	\$650K	\$619K
27 September, 2017	345, 1100 Lansdowne Ave	Condo	2	2	13	\$758K	\$754K
28 September, 2017	46 Pendrith St	Semi-Detached	4	3	10	\$1,139K	\$1,100K
	203, 58 Macaulay Ave	Townhouse	3	3	3	\$850K	\$885K
30 September, 2017	938 Dovercourt Rd	Detached	4	2	4	\$1,198K	\$1,225K
1 October, 2017	100 Hallam St	Detached	5	3	54	\$1,300K	\$1,183K
	429 Salem Ave N	Detached	3	2	18	\$990K	\$999K

Data

Month, Day, Year of Sold Date	Address1	Property Type	Bedrooms	Washrooms	Days on the Market	List Price	Sold Price
2 October, 2017	48 Pauline Ave	Semi-Detached	4	2	7	\$899K	\$1,005K
	401, 63 Ruskin Ave	Townhouse	2	1	3	\$530K	\$524K
	511 Salem Ave N	Detached	2	3	18	\$875K	\$865K
	690 Brock Ave	Detached	3	4	11	\$1,248K	\$1,234K
3 October, 2017	417, 816 Lansdowne Ave	Condo	2	1	6	\$529K	\$525K
	803, 816 Lansdowne Ave	Condo	1	1	6	\$400K	\$456K
4 October, 2017	310 Westmoreland Ave	Semi-Detached	3	2	14	\$800K	\$799K
	709 Gladstone Ave	Townhouse	4	3	1	\$1,059K	\$1,039K
	1002, 812 Lansdowne Ave	Condo	1	1	9	\$420K	\$430K
5 October, 2017	136 Millicent St	Semi-Detached	3	3	66	\$869K	\$854K
	140, 13 Foundry Ave	Townhouse	2	2	23	\$599K	\$585K
6 October, 2017	191 Rankin Cres	Semi-Detached	3	4	12	\$975K	\$958K
	709, 1420 Dupont St	Condo	1	2	17	\$399K	\$390K
7 October, 2017	859 Gladstone Ave	Semi-Detached	7	3	42	\$898K	\$899K
10 October, 2017	302, 1375 Dupont St	Condo	1	1	13	\$469K	\$450K
11 October, 2017	604, 812 Lansdowne Ave	Condo	1	1	7	\$360K	\$394K
12 October, 2017	229, 10 Foundry Ave	Townhouse	2	2	31	\$790K	\$760K
	336 Campbell Ave	Other	6	3	23	\$1,525K	\$1,475K
	722, 816 Lansdowne Ave	Condo	2	2	8	\$500K	\$575K
13 October, 2017	819 Ossington Ave	Semi-Detached	3	2	3	\$798K	\$825K
14 October, 2017	375 Margueretta St	Detached	3	3	11	\$1,298K	\$1,230K
15 October, 2017	19 Ruskin Ave	Semi-Detached	3	3	3	\$850K	\$901K
	293 Salem Ave	Townhouse	3	2	4	\$839K	\$860K
16 October, 2017	#810, 812 Lansdowne Ave	Condo	1	1	11	\$438K	\$438K
17 October, 2017	4, 371 Wallace Ave	Condo	1	1	5	\$549K	\$685K
18 October, 2017	240 Christie St	Semi-Detached	3	3	8	\$799K	\$887K
	583 A Delaware Ave	Semi-Detached	3	2	18	\$899K	\$751K
19 October, 2017	731 Lansdowne Ave E	Detached	3	1	1	\$699K	\$675K

Data

Month, Day, Year of Sold Date	Address1	Property Type	Bedrooms	Washrooms	Days on the Market	List Price	Sold Price
19 October, 2017	801, 370 Wallace Ave	Townhouse	1	2	0	\$425K	\$425K
20 October, 2017	122 Wallace Ave	Semi-Detached	2	1	4	\$650K	\$711K
	963 Ossington Ave	Detached	4	3	63	\$1,000K	\$960K
	B, 1315 Davenport Rd	Townhouse	4	2	39	\$939K	\$900K
22 October, 2017	#1112, 816 Lansdowne Ave	Condo	2	2	2	\$580K	\$580K
24 October, 2017	8 Melville Ave	Semi-Detached	3	2	7	\$999K	\$1,250K
	115 Perth Ave	Semi-Detached	3	2	8	\$899K	\$1,110K
	241 Franklin Ave	Semi-Detached	3	2	8	\$649K	\$776K
	301 Salem Ave	Detached	4	2	5	\$1,099K	\$1,072K
	390 Margueretta St	Detached	5	4	8	\$1,299K	\$1,390K
25 October, 2017	735 Dupont St	Detached	3	2	22	\$870K	\$850K
26 October, 2017	334 Symington Ave	Townhouse	3	2	15	\$699K	\$680K
27 October, 2017	127 Bristol Ave	Townhouse	3	2	10	\$719K	\$703K
	310, 1410 Dupont St	Condo	2	1	7	\$445K	\$445K
30 October, 2017	77 Salem Ave	Detached	5	3	34	\$999K	\$1,000K
	1587 Dupont St	Semi-Detached	2	4	132	\$2,395K	\$2,300K
1 November, 2017	761 Crawford St	Semi-Detached	4	4	28	\$1,769K	\$1,588K
2 November, 2017	179 Perth Ave	Semi-Detached	2	2	7	\$700K	\$850K
	308 Delaware Ave	Townhouse	3	3	6	\$1,089K	\$1,330K
3 November, 2017	375 Westmoreland Ave N	Other	4	3	3	\$856K	\$840K
	1903, 1410 Dupont St	Condo	1	1	7	\$398K	\$398K
	#412, 816 Lansdowne Ave	Condo	1	1	18	\$455K	\$451K
5 November, 2017	A16, 1100 Lansdowne Ave	Condo	2	2	12	\$758K	\$725K
7 November, 2017	42 Macaulay Ave	Detached	3	3	61	\$1,099K	\$1,050K
	107 Symington Ave	Semi-Detached	3	1	15	\$870K	\$885K
	164, 351 Wallace Ave	Townhouse	3	2	7	\$650K	\$665K
	344 Bartlett Ave N	Semi-Detached	4	1	33	\$680K	\$642K
	806, 1410 Dupont St	Condo	2	2	0	\$550K	\$525K

Data

Month, Day, Year of Sold Date	Address1	Property Type	Bedrooms	Washrooms	Days on the Market	List Price	Sold Price
7 November, 2017	1018, 812 Lansdowne Ave	Condo	2	1	30	\$530K	\$505K
8 November, 2017	6 Brandon Ave	Detached	3	3	6	\$949K	\$1,190K
	54 Russett Ave	Semi-Detached	3	3	5	\$950K	\$1,175K
	786 Ossington Ave	Detached	3	1	139	\$799K	\$950K
9 November, 2017	1117, 812 Lansdowne Ave	Condo	2	2	30	\$570K	\$549K
10 November, 2017	92 Pendrith St	Semi-Detached	2	3	9	\$1,000K	\$985K
11 November, 2017	20 Wallace Ave	Semi-Detached	4	2	9	\$1,199K	\$1,257K
	#20, 442 Perth Ave	Townhouse	3	2	2	\$670K	\$670K
13 November, 2017	212 Campbell Ave	Semi-Detached	4	2	7	\$995K	\$1,050K
	1107, 1420 Dupont St	Condo	1	1	7	\$348K	\$348K
14 November, 2017	679 Gladstone Ave	Detached	5	3	11	\$899K	\$1,040K
16 November, 2017	178 Symington Ave	Semi-Detached	3	2	34	\$779K	\$700K
	433 Salem Ave	Detached	5	3	69	\$1,299K	\$1,257K
	801, 1410 Dupont St	Condo	2	2	3	\$529K	\$529K
19 November, 2017	701, 812 Lansdowne Ave	Condo	1	1	5	\$413K	\$422K
20 November, 2017	1, 1396 Bloor St W	Townhouse	2	3	6	\$740K	\$739K
	189 Yarmouth Rd	Detached	3	4	6	\$1,085K	\$1,360K
22 November, 2017	67 Ward St	Semi-Detached	3	2	20	\$849K	\$820K
	1081 Dovercourt Rd	Semi-Detached	3	2	28	\$1,049K	\$1,030K
23 November, 2017	162 Bartlett Ave	Detached	3	4	1	\$1,549K	\$1,580K
24 November, 2017	46, 30 Turntable Cres	Townhouse	3	2	16	\$700K	\$695K
27 November, 2017	174 Campbell Ave	Semi-Detached	3	2	5	\$898K	\$1,150K
28 November, 2017	463 St Clarens Ave	Detached	7	6	33	\$1,290K	\$1,250K
29 November, 2017	201, 30 Elsie Lane	Townhouse	3	2	9	\$695K	\$733K
	1495 Dupont St	Semi-Detached	3	3	54	\$700K	\$714K
	2212, 1420 Dupont St	Condo	1	1	12	\$365K	\$395K
30 November, 2017	72 Russett Ave	Semi-Detached	3	3	8	\$1,150K	\$1,430K
	425, 812 Lansdowne Ave	Condo	1	1	14	\$424K	\$406K

Data

Month, Day, Year of Sold Date	Address1	Property Type	Bedrooms	Washrooms	Days on the Market	List Price	Sold Price
1 December, 2017	104, 99 Chandos Ave	Condo	1	1	2	\$750K	\$738K
	1332 Dupont St	Semi-Detached	5	2	24	\$780K	\$750K
2 December, 2017	92 Garnet Ave	Semi-Detached	3	2	5	\$949K	\$1,047K
3 December, 2017	110 Beaver Terr	Semi-Detached	3	3	13	\$800K	\$790K
4 December, 2017	49 Pauline Ave	Semi-Detached	4	2	20	\$1,199K	\$1,200K
	215, 9 Foundry Ave	Townhouse	3	2	11	\$750K	\$740K
5 December, 2017	25 Hallam St	Detached	2	1	28	\$1,175K	\$1,175K
	137 Essex St	Semi-Detached	4	2	8	\$1,000K	\$1,089K
8 December, 2017	14 Lightbourn Ave	Townhouse	3	3	78	\$749K	\$705K
	163 Franklin Ave	Townhouse	5	2	5	\$778K	\$715K
10 December, 2017	158 Symington Ave	Detached	3	3	4	\$1,149K	\$1,350K
12 December, 2017	1010 Ossington Ave	Semi-Detached	4	2	36	\$949K	\$929K
14 December, 2017	323 Delaware Ave	Detached	4	2	10	\$1,160K	\$1,425K
17 December, 2017	87 Bristol Ave	Detached	4	4	5	\$1,250K	\$1,235K
19 December, 2017	117, 812 Lansdowne Ave	Condo	1	1	11	\$400K	\$400K
22 December, 2017	408 Margueretta St	Other	2	2	58	\$1,199K	\$1,080K
	603, 47 Macaulay Ave	Townhouse	2	2	3	\$749K	\$755K
24 December, 2017	A6, 1100 Lansdowne Ave	Condo	2	2	14	\$779K	\$779K
27 December, 2017	1311 Dupont St	Semi-Detached	3	2	27	\$960K	\$850K
28 December, 2017	17 Edwin Ave	Semi-Detached	3	1	17	\$690K	\$650K
	303, 1100 Lansdowne Ave	Condo	2	2	14	\$765K	\$775K
3 January, 2018	12 Lightbourn Ave	Townhouse	3	3	26	\$750K	\$725K
	728, 812 Lansdowne Ave	Condo	1	1	36	\$399K	\$389K
	1434 Bloor St W	Semi-Detached	5	2	25	\$850K	\$870K
10 January, 2018	2206, 1420 Dupont St	Condo	1	1	7	\$389K	\$432K
11 January, 2018	1039 Dovercourt Rd	Semi-Detached	3	2	33	\$910K	\$935K
12 January, 2018	495 Salem Ave	Detached	4	4	37	\$990K	\$918K
13 January, 2018	C206, 245 Perth Ave	Condo	1	1	4	\$619K	\$619K

Data

Month, Day, Year of Sold Date	Address1	Property Type	Bedrooms	Washrooms	Days on the Market	List Price	Sold Price
19 January, 2018	3 Emerson Ave	Semi-Detached	4	2	16	\$949K	\$947K
	323, 1410 Dupont St	Condo	1	1	44	\$420K	\$409K
21 January, 2018	1247 Dufferin St	Semi-Detached	4	1	40	\$839K	\$839K
23 January, 2018	223 Wallace Ave	Semi-Detached	5	2	7	\$799K	\$952K
	419 Westmoreland Ave N	Townhouse	3	2	8	\$749K	\$920K
	520 St. Clarens Ave	Detached	3	2	36	\$989K	\$935K
25 January, 2018	60 Brandon Ave	Semi-Detached	2	2	2	\$600K	\$718K
12 February, 2018	103, 816 Lansdowne Ave	Condo	1	1	18	\$459K	\$450K
	1061 Dovercourt Rd	Semi-Detached	3	2	7	\$700K	\$780K
13 February, 2018	702, 47 Macaulay Ave	Townhouse	0	3	19	\$799K	\$785K
14 February, 2018	405 Perth Ave	Townhouse	3	2	6	\$699K	\$810K
	1206, 816 Lansdowne Ave	Condo	1	1	6	\$460K	\$471K
15 February, 2018	314, 1100 Lansdowne Ave	Condo	2	3	15	\$1,075K	\$1,050K
17 February, 2018	2603, 1410 Dupont St	Condo	1	1	2	\$419K	\$443K
18 February, 2018	1453 Dufferin St	Semi-Detached	5	3	6	\$699K	\$699K
20 February, 2018	7 Roblocke Ave	Semi-Detached	3	4	7	\$1,000K	\$1,305K
	349 Bartlett Ave	Semi-Detached	2	2	7	\$599K	\$795K
21 February, 2018	168 Lappin Ave	Detached	4	3	23	\$795K	\$885K
22 February, 2018	53 Melville Ave	Townhouse	1	2	10	\$675K	\$853K
27 February, 2018	2 Macaulay Ave	Other	6	4	26	\$1,380K	\$1,345K
	65 Pendrith St	Semi-Detached	3	2	7	\$1,199K	\$1,275K
	237 Franklin Ave	Townhouse	3	3	7	\$749K	\$801K
	505, 1375 Dupont St	Condo	1	1	5	\$460K	\$458K
28 February, 2018	811, 1420 Dupont St	Condo	1	1	5	\$390K	\$435K
	1201, 1420 Dupont St	Condo	1	1	3	\$400K	\$441K
1 March, 2018	4, 6 Bartlett Ave	Condo	2	2	14	\$1,049K	\$1,024K
2 March, 2018	40 Armstrong Ave	Other	4	3	25	\$1,399K	\$1,325K
3 March, 2018	220, 816 Lansdowne Ave	Condo	1	1	6	\$459K	\$457K

Data

Month, Day, Year of Sold Date	Address1	Property Type	Bedrooms	Washrooms	Days on the Market	List Price	Sold Price
5 March, 2018	15 Armstrong Ave	Detached	3	3	0	\$1,249K	\$1,265K
6 March, 2018	19, 20 Turntable Cres	Townhouse	3	2	6	\$589K	\$615K
	194 Perth Ave	Semi-Detached	3	1	29	\$900K	\$872K
8 March, 2018	166 Wallace Ave	Detached	5	3	1	\$1,249K	\$1,242K
	333, 1410 Dupont St	Condo	1	1	7	\$450K	\$500K
	514 Salem Ave	Semi-Detached	4	2	9	\$789K	\$813K
10 March, 2018	35 Pear Tree Mews	Townhouse	3	4	2	\$850K	\$861K
	A11, 1100 Lansdowne Ave	Condo	2	2	2	\$830K	\$835K
12 March, 2018	18, 25 Foundry Ave	Townhouse	3	2	7	\$620K	\$644K
	202, 15 Sousa Mendes St	Townhouse	2	2	3	\$779K	\$765K
13 March, 2018	104 Russett Ave	Detached	3	3	10	\$1,250K	\$1,178K
14 March, 2018	601, 816 Lansdowne Ave	Condo	1	1	8	\$399K	\$405K
15 March, 2018	101 Russett Ave	Semi-Detached	3	2	0	\$800K	\$940K
16 March, 2018	359 Margueretta St	Detached	5	1	0	\$799K	\$990K
19 March, 2018	37 Essex St	Other	3	2	12	\$1,000K	\$975K
	377 Margueretta St	Townhouse	3	2	7	\$899K	\$989K
	627, 812 Lansdowne Ave	Condo	2	1	7	\$499K	\$556K
20 March, 2018	119 Brandon Ave	Townhouse	2	1	6	\$649K	\$750K
	204, 812 Lansdowne Ave	Condo	1	1	0	\$440K	\$440K
	585 St Clarens Ave	Detached	3	2	10	\$920K	\$910K
21 March, 2018	110, 20 Foundry Ave	Townhouse	2	2	7	\$589K	\$640K
23 March, 2018	115 Salem Ave	Semi-Detached	2	3	3	\$989K	\$1,100K
25 March, 2018	72 Franklin Ave	Semi-Detached	3	2	5	\$899K	\$1,025K
26 March, 2018	190 Perth Ave	Semi-Detached	5	2	21	\$999K	\$967K
	201, 99 Chandos Ave	Condo	1	1	5	\$480K	\$570K
	416 Margueretta St	Semi-Detached	3	2	7	\$999K	\$1,360K
27 March, 2018	83 Hallam St	Detached	6	3	8	\$1,059K	\$1,205K
	124 Millicent St	Semi-Detached	4	2	7	\$899K	\$1,000K

Data

Month, Day, Year of Sold Date	Address1	Property Type	Bedrooms	Washrooms	Days on the Market	List Price	Sold Price
27 March, 2018	914, 816 Lansdowne Ave	Condo	1	1	6	\$400K	\$425K
	1105, 812 Lansdowne Ave	Condo	2	1	6	\$499K	\$600K
29 March, 2018	264, 351 Wallace Ave	Townhouse	3	2	10	\$868K	\$861K