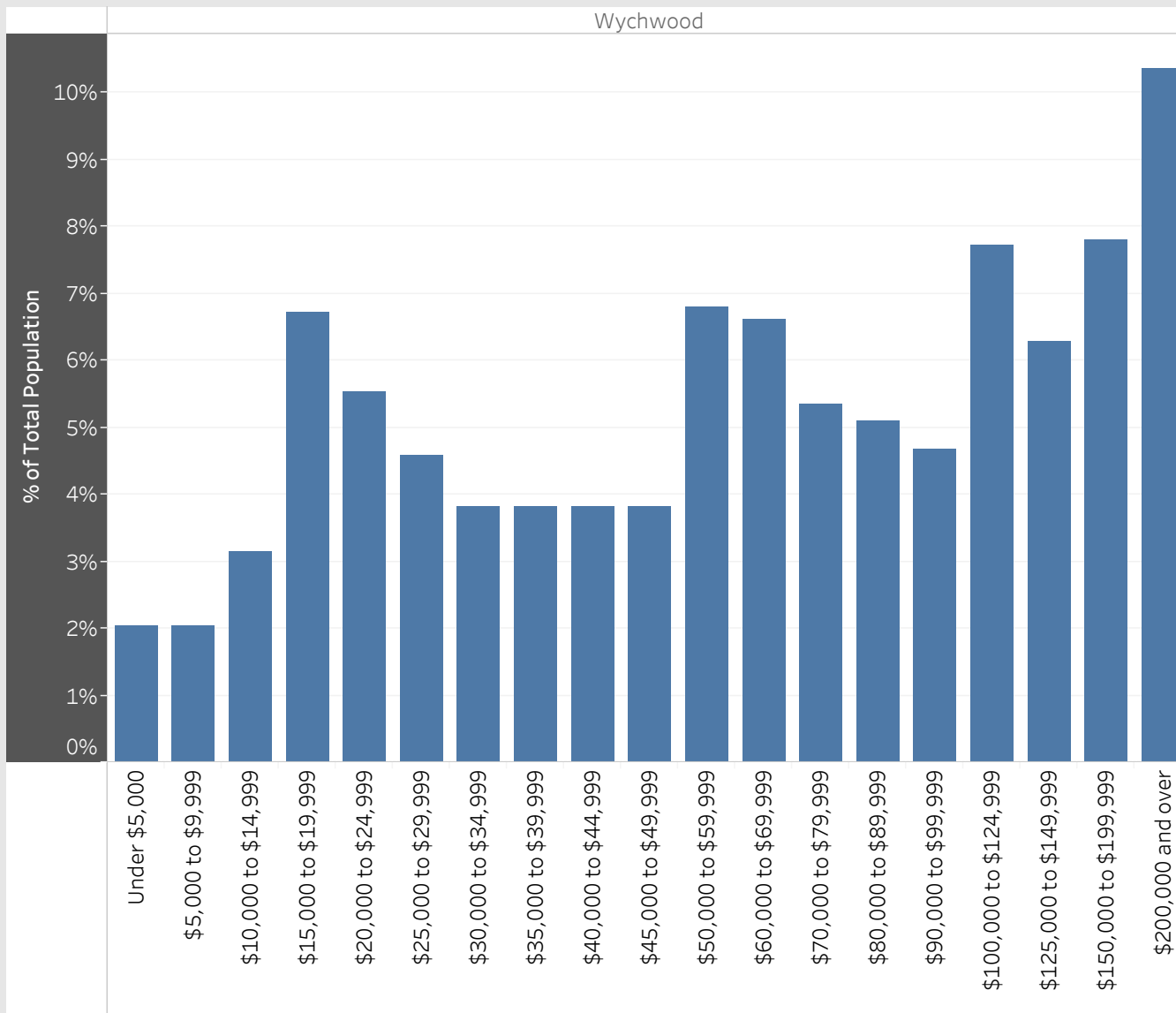


Wychwood
Neighbourhood Breakdown
July 1st, 2015 - March 31st, 2018

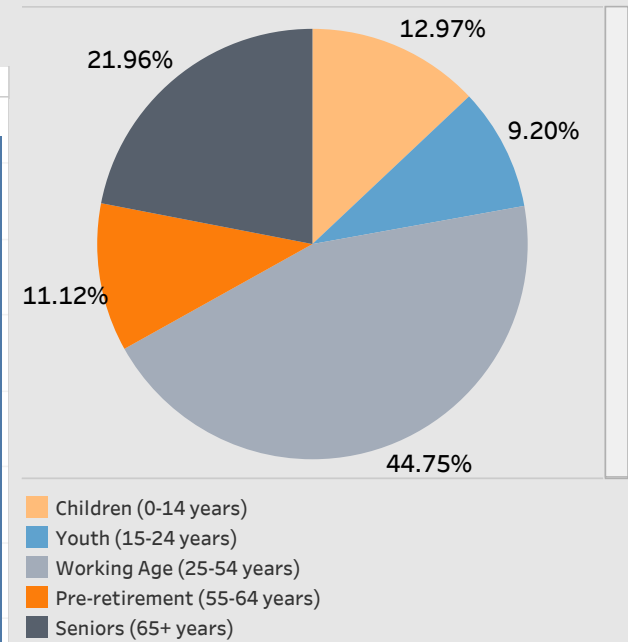


2016 StatsCan Data

Household Income in Wychwood



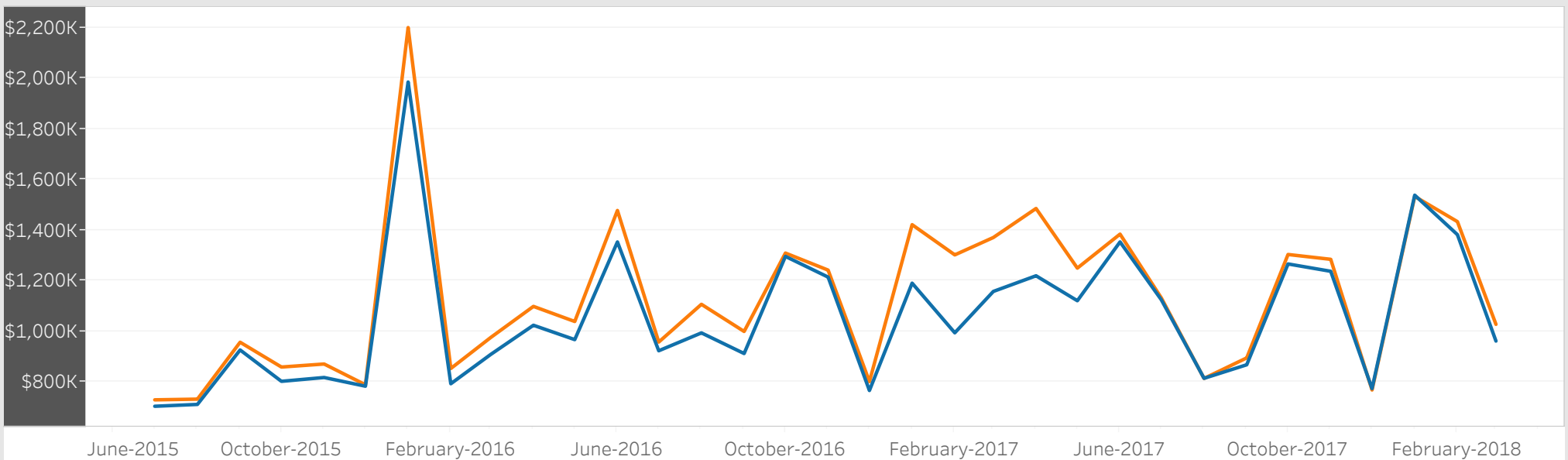
Age



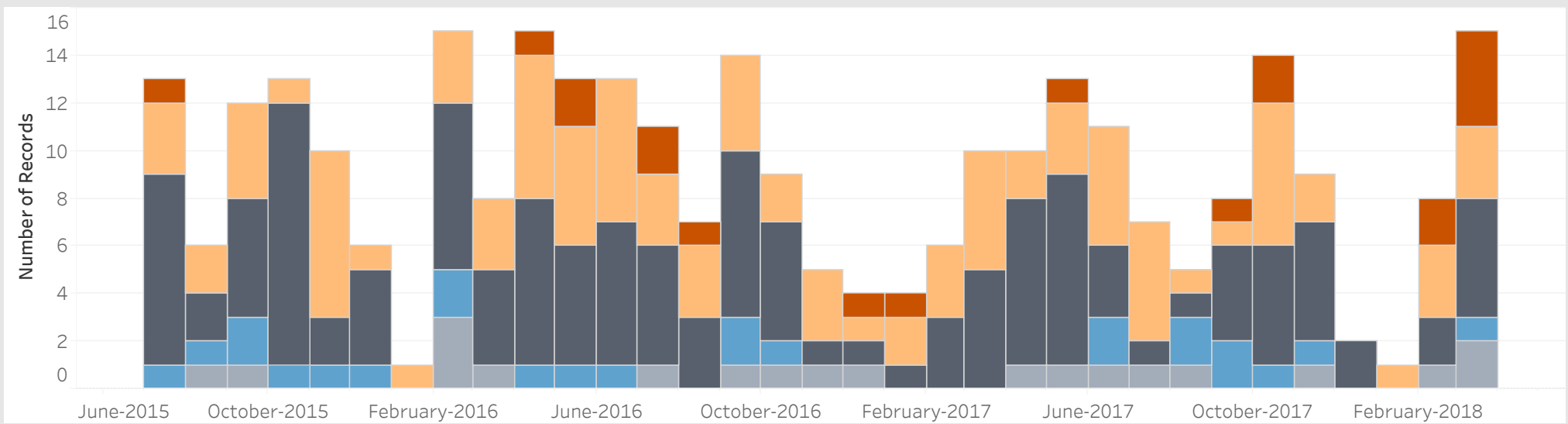
Visible Minorities

Not a visible minority	72.46%
Black	6.53%
Chinese	6.07%
Latin American	3.36%
Filipino	3.32%
Multiple visible minorities	1.96%
South Asian	1.92%
Southeast Asian	1.24%
Korean	1.02%
Arab	0.72%
Visible minority; n.i.e.	0.53%
Japanese	0.45%
West Asian	0.41%

Average Sold Price vs. Average Ask Price in Wychwood



Properties Sold in Wychwood by Month



Data

Month, Day, Year of Sold Date	Address1	Property Type	Bedrooms	Washrooms	Days on the Market	List Price	Sold Price
2 July, 2015	77 Alberta Ave, Toronto	Semi-Detached	3	2	11	\$739K	\$739K
4 July, 2015	1 Alcina Ave, Toronto	Semi-Detached	3	1	11	\$599K	\$599K
9 July, 2015	36 Winona Dr, Toronto	Semi-Detached	3	2	63	\$730K	\$710K
15 July, 2015	82 Glenholme Ave, Toronto	Detached	4	4	7	\$1,000K	\$1,165K
17 July, 2015	501, 829 St. Clair Ave, Toronto	Condo	1	1	103	\$265K	\$265K
22 July, 2015	29 Marchmount Rd, Toronto	Detached	4	3	21	\$925K	\$852K
23 July, 2015	1067 Davenport Rd, Toronto	Semi-Detached	3	3	53	\$640K	\$640K
26 July, 2015	32 Carus Ave, Toronto	Semi-Detached	3	2	11	\$700K	\$750K
27 July, 2015	19 Greensides Ave, Toronto	Detached	3	4	6	\$960K	\$945K
	235 Melita Ave, Toronto	Semi-Detached	4	2	8	\$779K	\$885K
	431 Melita Cres, Toronto	Townhouse	2	2	7	\$499K	\$600K
28 July, 2015	635 Christie St, Toronto	Semi-Detached	4	3	7	\$700K	\$730K
30 July, 2015	1182 Davenport Rd, Toronto	Semi-Detached	3	2	10	\$619K	\$605K
4 August, 2015	445 Christie St, Toronto	Semi-Detached	3	2	6	\$549K	\$540K
9 August, 2015	1196 Dovercourt Rd, Toronto	Townhouse	4	2	30	\$649K	\$620K
11 August, 2015	129 Wychwood Ave, Toronto	Detached	3	3	23	\$899K	\$930K
18 August, 2015	608, 580 Christie St, Toronto	Other	2	1	11	\$287K	\$290K
25 August, 2015	12 Hector Ave, Toronto	Semi-Detached	3	2	7	\$795K	\$862K
29 August, 2015	66 Westmount Ave, Toronto	Detached	3	3	3	\$1,090K	\$1,152K
2 September, 2015	1226 Dovercourt Rd, Toronto	Semi-Detached	3	2	7	\$520K	\$540K
15 September, 2015	16 Rains Ave, Toronto	Semi-Detached	3	2	6	\$600K	\$752K
	52 Arlington Ave, Toronto	Semi-Detached	3	2	7	\$749K	\$880K
17 September, 2015	17 Conrad Ave, Toronto	Detached	4	5	9	\$2,189K	\$2,120K
	65 Rosemount Ave, Toronto	Semi-Detached	5	4		\$1,020K	\$1,020K
21 September, 2015	36 Alberta Ave, Toronto	Detached	3	4	7	\$799K	\$855K
24 September, 2015	95 Glenholme Ave, Toronto	Detached	6	3	15	\$999K	\$998K
26 September, 2015	1047 Davenport Rd, Toronto	Semi-Detached	3	3	4	\$600K	\$620K
27 September, 2015	354 Melita Ave, Toronto	Townhouse	3	2	10	\$650K	\$720K

Data

Month, Day, Year of Sold Date	Address1	Property Type	Bedrooms	Washrooms	Days on the Market	List Price	Sold Price
28 September, 2015	14 Springmount Ave, Toronto	Detached	4	5	34	\$2,095K	\$1,970K
	1006, 580 Christie St, Toronto	Other	2	1	16	\$299K	\$300K
30 September, 2015	131 Lambertlodge Ave, Toronto	Townhouse	3	2	2	\$599K	\$710K
1 October, 2015	84 Benson Ave, Toronto	Semi-Detached	5	3	32	\$879K	\$906K
5 October, 2015	69 Helena Ave, Toronto	Detached	3	4	8	\$1,075K	\$1,301K
	433 Melita Cres, Toronto	Townhouse	2	2	6	\$550K	\$651K
9 October, 2015	28 Marchmount Rd, Toronto	Semi-Detached	2	4	5	\$839K	\$800K
14 October, 2015	434 Christie St, Toronto	Semi-Detached	3	2	16	\$579K	\$572K
15 October, 2015	430 Christie St, Toronto	Semi-Detached	3	2	17	\$690K	\$681K
18 October, 2015	68 Tyrrel Ave, Toronto	Semi-Detached	4	3	6	\$1,049K	\$1,150K
19 October, 2015	1 Alcina Ave, Toronto	Semi-Detached	3	2	14	\$599K	\$612K
22 October, 2015	54 Alberta Ave, Toronto	Semi-Detached	5	2	43	\$850K	\$767K
25 October, 2015	162 Rushton Rd, Toronto	Semi-Detached	3	3	7	\$779K	\$865K
27 October, 2015	67 Marchmount Rd, Toronto	Semi-Detached	3	2	8	\$729K	\$798K
	75 Ellsworth Ave, Toronto	Semi-Detached	3	3	2	\$1,049K	\$1,201K
	166 Rushton Rd, Toronto	Semi-Detached	3	2	1	\$769K	\$865K
1 November, 2015	106 Oakwood Ave, Toronto	Detached	5	4	11	\$949K	\$1,053K
	565 Delaware Ave, Toronto	Detached	3	4	19	\$1,050K	\$1,040K
4 November, 2015	21 Arlington Ave, Toronto	Detached	2	2	2	\$799K	\$945K
6 November, 2015	27 Alcina Ave, Toronto	Detached	2	2	3	\$1,299K	\$1,525K
8 November, 2015	167 Rushton Rd, Toronto	Semi-Detached	3	2	10	\$749K	\$800K
9 November, 2015	1603 Dufferin St, Toronto	Detached	3	2	7	\$749K	\$763K
12 November, 2015	463 Melita Cres, Toronto	Townhouse	3	2	7	\$560K	\$575K
17 November, 2015	105 Hocken Ave, Toronto	Detached	3	2	8	\$675K	\$710K
23 November, 2015	33 Wychwood Ave, Toronto	Detached	4	2	15	\$699K	\$680K
28 November, 2015	250 Benson Ave, Toronto	Semi-Detached	3	2	11	\$649K	\$620K
1 December, 2015	20 Helena Ave, Toronto	Semi-Detached	3	3	9	\$799K	\$830K
	1107 Ossington Ave, Toronto	Semi-Detached	3	2	29	\$700K	\$688K

Data

Month, Day, Year of Sold Date	Address1	Property Type	Bedrooms	Washrooms	Days on the Market	List Price	Sold Price
7 December, 2015	47 Tyrrel Ave, Toronto	Detached	3	2	11	\$825K	\$880K
13 December, 2015	27 Mount Royal Ave, Toronto	Semi-Detached	4	3	21	\$779K	\$772K
17 December, 2015	2B Alcina Ave, Toronto	Townhouse	3	3	10	\$839K	\$815K
18 December, 2015	21 Acores Ave, Toronto	Semi-Detached	3	2	101	\$759K	\$750K
18 January, 2016	12 Conrad Ave, Toronto	Detached	5	5	5	\$1,985K	\$2,200K
3 February, 2016	68 Marchmount Rd	Semi-Detached	3	2	8	\$725K	\$740K
5 February, 2016	1173 Davenport Rd	Detached	2	5	18	\$929K	\$951K
8 February, 2016	703, 580 Christie St	Other	2	1	24	\$408K	\$420K
9 February, 2016	32 Wychwood Ave	Detached	2	2	8	\$899K	\$960K
	105 Marchmount Rd	Semi-Detached	4	2	7	\$639K	\$730K
10 February, 2016	1217 Shaw St	Semi-Detached	2	1	14	\$750K	\$743K
11 February, 2016	1172 Shaw St	Semi-Detached	4	4	10	\$835K	\$865K
16 February, 2016	885 Davenport Rd	Semi-Detached	5	3	7	\$600K	\$783K
19 February, 2016	9, 1356 Bathurst St	Townhouse	3	2	3	\$689K	\$805K
23 February, 2016	46 Oakwood Ave	Other	4	4	7	\$1,595K	\$1,525K
	643 Christie St	Semi-Detached	4	2	11	\$800K	\$926K
	#804, 580 Christie St	Other	2	1	7	\$410K	\$430K
24 February, 2016	74 Winona Dr	Detached	3	3	7	\$1,250K	\$1,432K
28 February, 2016	437 Melita Cres	Townhouse	2	2	3	\$499K	\$621K
29 February, 2016	58 Ellsworth Ave	Semi-Detached	3	2	6	\$870K	\$870K
7 March, 2016	21 Helena Ave	Detached	3	2	6	\$1,049K	\$1,150K
	71 Hocken Ave	Detached	3	3	6	\$899K	\$1,077K
8 March, 2016	217 Ellsworth Ave	Semi-Detached	3	3	7	\$799K	\$835K
18 March, 2016	68 Oakwood Ave	Semi-Detached	5	2	9	\$949K	\$942K
22 March, 2016	17 Hocken Ave	Other	3	3	6	\$780K	\$780K
24 March, 2016	104 Oakwood Ave	Detached	4	3	13	\$998K	\$982K
25 March, 2016	445 Christie St	Semi-Detached	3	2	4	\$749K	\$825K
30 March, 2016	119 Benson Ave	Semi-Detached	4	3	9	\$1,049K	\$1,216K

Data

Month, Day, Year of Sold Date	Address1	Property Type	Bedrooms	Washrooms	Days on the Market	List Price	Sold Price
1 April, 2016	66 Greensides Ave	Detached	3	3	3	\$1,099K	\$1,380K
3 April, 2016	74 Tyrrel Ave	Semi-Detached	5	3	5	\$1,295K	\$1,325K
4 April, 2016	114 Benson Ave	Detached	3	3	41	\$1,050K	\$1,049K
	505, 270 Rushton Rd	Condo	1	1	18	\$420K	\$415K
5 April, 2016	119 Lambertlodge Ave	Townhouse	3	3	7	\$629K	\$715K
7 April, 2016	1157 Ossington Ave	Semi-Detached	4	3	23	\$779K	\$746K
12 April, 2016	3 Northcliffe Blvd	Detached	5	6	8	\$2,079K	\$2,079K
	105 Hocken Ave	Detached	3	4	6	\$1,079K	\$1,302K
13 April, 2016	875 Davenport Rd	Semi-Detached	3	2	7	\$659K	\$739K
16 April, 2016	8 Regal Rd	Semi-Detached	5	4	5	\$1,399K	\$1,410K
19 April, 2016	122 Winona Dr	Semi-Detached	3	2	6	\$699K	\$915K
	544 Delaware Ave N	Semi-Detached	3	1	11	\$699K	\$730K
25 April, 2016	41 Rosemount Ave	Detached	4	4	13	\$1,499K	\$1,450K
26 April, 2016	47 Hendrick Ave	Detached	3	4	6	\$1,049K	\$1,350K
29 April, 2016	1032 Davenport Rd	Semi-Detached	4	2	11	\$929K	\$875K
3 May, 2016	14 Biggar Ave	Detached	4	3	8	\$1,279K	\$1,495K
	116 Winona Dr	Semi-Detached	3	3	8	\$1,079K	\$1,265K
4 May, 2016	69 Marchmount Rd	Semi-Detached	3	2	2	\$799K	\$985K
	704, 270 Rushton Rd	Condo	1	1	15	\$390K	\$387K
10 May, 2016	32 Bracondale Hill Rd	Detached	4	4	28	\$2,449K	\$2,395K
	584 1/2 Delaware Ave N	Semi-Detached	3	3	14	\$799K	\$770K
17 May, 2016	73 Alberta Ave	Semi-Detached	4	4	14	\$869K	\$869K
18 May, 2016	1136 Ossington Ave	Townhouse	2	2	1	\$749K	\$749K
19 May, 2016	135 Marchmount Rd	Semi-Detached	4	2	1	\$969K	\$969K
21 May, 2016	207, 829 St. Clair Ave W	Condo	2	2	37	\$518K	\$518K
22 May, 2016	75 Greensides Ave	Detached	3	2	5	\$699K	\$907K
23 May, 2016	18 Burnside Dr	Detached	3	2	20	\$1,579K	\$1,535K
31 May, 2016	1179 Dovercourt Rd	Detached	1	2	7	\$399K	\$664K

Data

Month, Day, Year of Sold Date	Address1	Property Type	Bedrooms	Washrooms	Days on the Market	List Price	Sold Price
7 June, 2016	81 Helena Ave	Detached	4	5	7	\$1,895K	\$2,209K
8 June, 2016	41 Acores Ave	Semi-Detached	3	3	9	\$850K	\$840K
13 June, 2016	326 Melita Ave	Semi-Detached	3	2	5	\$799K	\$799K
14 June, 2016	43 Helena Ave	Semi-Detached	2	3	8	\$830K	\$960K
	54 Benson Ave	Detached	5	2	7	\$1,049K	\$1,295K
16 June, 2016	413 Melita Cres	Townhouse	2	2	9	\$590K	\$667K
21 June, 2016	14 Burnside Dr	Detached	4	4	7	\$1,550K	\$1,910K
	434 Christie St	Semi-Detached	3	2	8	\$839K	\$839K
23 June, 2016	107 Helena Ave	Detached	4	5	8	\$1,798K	\$2,206K
	154 Tyrrel Ave	Detached	3	3	2	\$1,150K	\$1,301K
24 June, 2016	88 Wychwood Park	Detached	4	5	31	\$4,495K	\$4,300K
	115 Alcina Ave	Semi-Detached	3	2	12	\$898K	\$898K
29 June, 2016	79 Benson Ave	Semi-Detached	4	2	6	\$849K	\$985K
3 July, 2016	1145 Davenport Rd	Semi-Detached	5	3	11	\$800K	\$825K
5 July, 2016	20 Frank Cres	Detached	5	3	62	\$2,200K	\$2,200K
8 July, 2016	414, 580 Christie St	Other	2	1	32	\$419K	\$412K
18 July, 2016	Ph904, 270 Rushton Rd	Condo	1	1	12	\$449K	\$448K
19 July, 2016	12 Arlington Ave	Detached	5	3	8	\$1,290K	\$1,450K
	1101* Davenport Rd	Semi-Detached	3	2	7	\$699K	\$825K
21 July, 2016	54 Carus Ave	Semi-Detached	3	3	6	\$998K	\$970K
22 July, 2016	1 Alcina Ave	Semi-Detached	3	3	7	\$989K	\$1,025K
25 July, 2016	604, 829 St. Clair Ave W	Condo	1	2	8	\$425K	\$425K
26 July, 2016	51 Oakwood Ave	Detached	4	3	7	\$1,089K	\$1,104K
27 July, 2016	29 Hector Ave	Semi-Detached	3	2	6	\$800K	\$851K
4 August, 2016	1009 Ossington Ave	Detached	4	2	2	\$688K	\$725K
9 August, 2016	24 Wychwood Park	Detached	4	3	51	\$2,195K	\$2,100K
	30 Wychwood Ave	Detached	3	3	1	\$998K	\$1,450K
	56 Alberta Ave	Semi-Detached	4	4	12	\$1,099K	\$1,075K

Data

Month, Day, Year of Sold Date	Address1	Property Type	Bedrooms	Washrooms	Days on the Market	List Price	Sold Price
15 August, 2016	71 Somerset Ave	Semi-Detached	3	2	6	\$699K	\$864K
18 August, 2016	38 Winona Dr	Semi-Detached	4	2	7	\$810K	\$1,050K
30 August, 2016	401, 270 Rushton Rd	Condo	2	2	14	\$469K	\$485K
4 September, 2016	#1002, 580 Christie St	Other	1	1	82	\$354K	\$348K
14 September, 2016	62 Hocken Ave	Detached	1	1	8	\$699K	\$670K
19 September, 2016	38 Tyrrel Ave	Detached	4	4	7	\$1,400K	\$1,570K
	150 Rushton Rd	Semi-Detached	3	2	12	\$699K	\$825K
20 September, 2016	12 Rains Ave	Semi-Detached	3	2	7	\$749K	\$897K
21 September, 2016	5 Northcliffe Blvd	Detached	6	6	85	\$1,995K	\$1,875K
22 September, 2016	28 Thome Cres	Detached	3	3	5	\$999K	\$1,290K
	342 Melita Ave	Townhouse	3	2	8	\$500K	\$635K
	1200 Shaw St	Semi-Detached	4	3	9	\$899K	\$899K
24 September, 2016	26 Winona Dr	Semi-Detached	3	2	53	\$990K	\$965K
26 September, 2016	58 Hendrick Ave	Semi-Detached	4	2	6	\$849K	\$1,050K
27 September, 2016	230 Benson Ave	Townhouse	3	4	8	\$825K	\$962K
30 September, 2016	45 Greensides Ave	Semi-Detached	3	2	3	\$979K	\$1,200K
	577 Delaware Ave	Semi-Detached	3	2	18	\$839K	\$810K
3 October, 2016	4A Bracondale Hill Rd	Semi-Detached	3	5	132	\$2,195K	\$2,123K
4 October, 2016	19 Rains Ave	Semi-Detached	3	2	6	\$750K	\$851K
5 October, 2016	123 Ellsworth Ave	Semi-Detached	3	2	16	\$1,049K	\$1,105K
10 October, 2016	25 Wychcrest Ave	Townhouse	3	3	11	\$699K	\$770K
13 October, 2016	65 Braemore Gdns	Detached	5	7	16	\$3,495K	\$3,370K
22 October, 2016	90 Oakwood Ave	Semi-Detached	4	1	26	\$998K	\$990K
24 October, 2016	111, 580 Christie St	Other	2	1	18	\$380K	\$375K
27 October, 2016	47 Tyrrel Ave	Detached	3	4	1	\$1,400K	\$1,500K
29 October, 2016	517 Delaware Ave	Semi-Detached	3	1	11	\$700K	\$700K
2 November, 2016	73 Hocken Ave	Detached	2	1	7	\$795K	\$878K
9 November, 2016	78 Alberta Ave	Detached	4	2	1	\$1,099K	\$998K

Data

Month, Day, Year of Sold Date	Address1	Property Type	Bedrooms	Washrooms	Days on the Market	List Price	Sold Price
10 November, 2016	36 Winona Dr	Other	3	3	23	\$1,379K	\$1,379K
16 November, 2016	213 Ashworth Ave	Semi-Detached	3	2	8	\$899K	\$1,080K
27 November, 2016	89 Burnside Dr	Detached	4	3	47	\$1,900K	\$1,875K
2 December, 2016	504, 580 Christie St	Other	2	1	8	\$439K	\$430K
4 December, 2016	1180 Davenport Rd	Semi-Detached	3	3	3	\$749K	\$917K
5 December, 2016	804, 829 St. Clair Ave W	Condo	2	3	3	\$880K	\$880K
22 December, 2016	39 Rains Ave	Detached	2	3	21	\$998K	\$980K
8 January, 2017	1193 Ossington Ave	Semi-Detached	3	2	34	\$899K	\$845K
14 January, 2017	811, 829 St. Clair Ave W	Condo	1	1	43	\$455K	\$455K
30 January, 2017	39 Hocken Ave	Detached	3	2	6	\$1,129K	\$1,575K
31 January, 2017	91 Braemore Gdns	Detached	5	3	7	\$2,279K	\$2,811K
6 February, 2017	157 Tyrrel Ave	Semi-Detached	3	2	6	\$749K	\$1,150K
7 February, 2017	79 Arlington Ave	Detached	3	3	5	\$989K	\$1,400K
13 February, 2017	11 1/2 Alcina Ave	Semi-Detached	3	2	9	\$600K	\$1,028K
15 February, 2017	56 Somerset Ave	Detached	4	3	70	\$1,280K	\$1,205K
23 February, 2017	66 Winona Dr	Semi-Detached	4	5	2	\$1,349K	\$1,680K
27 February, 2017	48 Alcina Ave	Detached	3	1	6	\$999K	\$1,350K
1 March, 2017	45 Ellsworth Ave	Detached	3	3	8	\$1,069K	\$1,455K
6 March, 2017	155 Rushton Rd	Semi-Detached	3	2	6	\$899K	\$1,150K
	884 Davenport Rd	Semi-Detached	3	2	6	\$739K	\$815K
7 March, 2017	43 Hocken Ave	Detached	3	2	8	\$899K	\$1,175K
10 March, 2017	99 Burnside Dr	Detached	5	5	17	\$2,099K	\$1,940K
13 March, 2017	19 Braemore Gdns	Detached	2	1	6	\$1,195K	\$1,858K
20 March, 2017	111 Lauder Ave	Detached	4	3	0	\$1,500K	\$1,500K
21 March, 2017	76 Tyrrel Ave	Semi-Detached	5	2	7	\$1,199K	\$1,475K
22 March, 2017	249 Rushton Rd	Semi-Detached	3	2	9	\$980K	\$1,100K
31 March, 2017	121 Ellsworth Ave	Semi-Detached	3	2	3	\$999K	\$1,240K
3 April, 2017	43 Helena Ave	Semi-Detached	3	4	5	\$1,398K	\$1,631K

Data

Month, Day, Year of Sold Date	Address1	Property Type	Bedrooms	Washrooms	Days on the Market	List Price	Sold Price
4 April, 2017	611, 580 Christie St	Other	2	1	8	\$449K	\$510K
5 April, 2017	20 Helena Ave	Semi-Detached	3	4	5	\$1,650K	\$1,766K
	27 Thome Cres	Detached	4	3	8	\$1,398K	\$1,700K
6 April, 2017	33 Greensides Ave	Semi-Detached	3	3	1	\$970K	\$1,350K
12 April, 2017	21 Slade Ave	Semi-Detached	4	3	7	\$1,049K	\$1,665K
25 April, 2017	92 Oakwood Ave	Semi-Detached	4	5	8	\$1,139K	\$1,145K
	129 Alberta Ave	Semi-Detached	3	3	7	\$1,195K	\$1,418K
	492 Christie St	Detached	3	3	6	\$1,750K	\$2,369K
26 April, 2017	195 Ashworth Ave	Semi-Detached	4	4	6	\$1,198K	\$1,300K
1 May, 2017	56 Oakwood Ave	Detached	5	5	6	\$1,689K	\$1,880K
	139 Rushton Rd	Semi-Detached	5	2	5	\$1,299K	\$1,500K
5 May, 2017	80 Alcina Ave	Semi-Detached	3	2	11	\$1,089K	\$1,430K
9 May, 2017	66 Alcina Ave	Semi-Detached	3	2	5	\$899K	\$1,286K
10 May, 2017	16 Slade Ave	Semi-Detached	3	2	7	\$938K	\$1,000K
15 May, 2017	68 Braemore Gdns	Detached	3	2	7	\$1,695K	\$1,740K
	105 Alcina Ave	Semi-Detached	3	3	7	\$1,695K	\$2,127K
18 May, 2017	112 Tyrrel Ave	Detached	4	3	2	\$1,288K	\$1,315K
	1182 Shaw St	Semi-Detached	4	3	18	\$1,099K	\$1,150K
20 May, 2017	307, 580 Christie St	Other	1	1	1	\$350K	\$350K
28 May, 2017	35 Acores Ave	Semi-Detached	4	3	18	\$1,098K	\$1,080K
29 May, 2017	702, 270 Rushton Rd	Condo	1	1	5	\$440K	\$440K
31 May, 2017	10 Rains Ave	Semi-Detached	3	2	20	\$995K	\$950K
1 June, 2017	38 Alberta Ave	Semi-Detached	5	2	0	\$1,175K	\$1,245K
9 June, 2017	23 Hocken Ave	Other	2	3	10	\$1,389K	\$1,450K
	403 Melita Cres	Townhouse	2	2	14	\$739K	\$715K
12 June, 2017	57 Tyrrel Ave	Detached	3	3	6	\$2,099K	\$2,150K
13 June, 2017	1384 Bathurst St	Townhouse	4	4	20	\$1,199K	\$1,170K
14 June, 2017	215 Ashworth Ave	Semi-Detached	3	2	5	\$949K	\$1,051K

Data

Month, Day, Year of Sold Date	Address1	Property Type	Bedrooms	Washrooms	Days on the Market	List Price	Sold Price
17 June, 2017	41 Turner Rd	Detached	3	3	3	\$2,299K	\$2,325K
21 June, 2017	99 Greensides Ave	Detached	3	2	2	\$1,250K	\$1,215K
	508 Delaware Ave N	Semi-Detached	3	3	8	\$1,599K	\$1,555K
27 June, 2017	30 Arlington Ave	Detached	3	2	6	\$1,089K	\$1,350K
29 June, 2017	184 Rushton Rd	Detached	3	1	4	\$1,100K	\$1,000K
7 July, 2017	1216 Davenport Rd	Semi-Detached	2	2	31	\$750K	\$625K
11 July, 2017	16 Arlington Ave	Detached	3	4	7	\$1,495K	\$1,601K
12 July, 2017	65 Westmount Ave	Detached	3	3	2	\$1,349K	\$1,400K
14 July, 2017	70 Arlington Ave	Detached	3	3	1	\$1,500K	\$1,500K
20 July, 2017	129 Wychwood Ave	Detached	3	3	2	\$1,429K	\$1,438K
24 July, 2017	38 Greensides Ave	Detached	3	2	5	\$850K	\$865K
31 July, 2017	403, 580 Christie St	Other	2	1	19	\$499K	\$495K
4 August, 2017	145 Tyrrel Ave	Detached	3	2	4	\$898K	\$1,075K
5 August, 2017	1240 Shaw St	Semi-Detached	3	4	32	\$1,288K	\$1,178K
20 August, 2017	617 Christie St	Townhouse	4	2	65	\$650K	\$629K
25 August, 2017	305, 580 Christie St	Other	1	1	13	\$412K	\$399K
29 August, 2017	342 Melita Ave	Townhouse	3	3	25	\$825K	\$790K
8 September, 2017	9 Acores Ave	Semi-Detached	3	2	7	\$949K	\$945K
	30 Alberta Ave	Semi-Detached	4	3	3	\$1,279K	\$1,400K
9 September, 2017	601, 270 Rushton Rd	Condo	1	2	4	\$549K	\$570K
15 September, 2017	613 Christie St	Townhouse	3	2	2	\$779K	\$773K
20 September, 2017	139 Benson Ave	Detached	2	2	14	\$925K	\$860K
21 September, 2017	64 Wychcrest Ave	Townhouse	3	2	16	\$835K	\$825K
22 September, 2017	44 Ellsworth Ave	Semi-Detached	3	1	14	\$879K	\$879K
27 September, 2017	521 Delaware Ave N	Semi-Detached	3	2	6	\$750K	\$910K
1 October, 2017	886 Davenport Rd	Semi-Detached	4	2	4	\$789K	\$822K
3 October, 2017	901, 270 Rushton Rd	Condo	2	2	8	\$599K	\$600K
5 October, 2017	85 Helena Ave	Detached	3	2	3	\$1,595K	\$1,595K

Data

Month, Day, Year of Sold Date	Address1	Property Type	Bedrooms	Washrooms	Days on the Market	List Price	Sold Price
6 October, 2017	41 Tyrrel Ave	Detached	5	5	4	\$3,679K	\$3,679K
11 October, 2017	8, 1356 Bathurst St	Townhouse	3	2	3	\$899K	\$951K
13 October, 2017	132 Tyrrel Ave	Detached	3	3	15	\$1,199K	\$1,185K
16 October, 2017	803, 270 Rushton Rd	Condo	1	1	10	\$450K	\$445K
17 October, 2017	1032 Davenport Rd	Semi-Detached	5	3	7	\$999K	\$1,310K
18 October, 2017	568 Delaware Ave N	Detached	4	2	37	\$799K	\$775K
21 October, 2017	37 Tyrrel Ave	Detached	3	2	2	\$1,799K	\$1,882K
23 October, 2017	26 Alcina Ave	Semi-Detached	3	3	42	\$1,149K	\$1,040K
	33 Alberta Ave	Semi-Detached	4	3	6	\$1,249K	\$1,415K
24 October, 2017	1154 Shaw St	Semi-Detached	3	2	25	\$1,025K	\$965K
25 October, 2017	93 Arlington Ave	Detached	4	2	1	\$1,499K	\$1,588K
4 November, 2017	542 Delaware Ave N	Townhouse	3	2	9	\$699K	\$802K
5 November, 2017	571 Christie St	Other	5	1	1	\$1,599K	\$1,665K
6 November, 2017	15 Rosemount Ave	Semi-Detached	5	4	5	\$1,150K	\$1,250K
9 November, 2017	87 Alberta Ave	Semi-Detached	4	1	3	\$1,049K	\$1,100K
	645 Christie St	Semi-Detached	4	3	30	\$897K	\$873K
15 November, 2017	131 Alberta Ave	Detached	2	2	23	\$1,249K	\$1,200K
16 November, 2017	67 Ellsworth Ave	Detached	4	5	35	\$2,179K	\$2,179K
17 November, 2017	147 Ellsworth Ave	Semi-Detached	3	2	3	\$1,139K	\$1,318K
28 November, 2017	52 Benson Ave	Semi-Detached	3	3	0	\$1,175K	\$1,175K
12 December, 2017	1161 Ossington Ave	Semi-Detached	3	2	50	\$749K	\$740K
21 December, 2017	880 Davenport Rd	Semi-Detached	3	2	23	\$799K	\$797K
15 January, 2018	2 Westmount Ave	Detached	4	3	60	\$1,538K	\$1,533K
12 February, 2018	133 Wychwood Ave	Semi-Detached	3	2	6	\$779K	\$926K
14 February, 2018	595 St Clair Ave W	Other	9	15	125	\$3,100K	\$3,100K
21 February, 2018	72 Alcina Ave	Detached	2	2	8	\$999K	\$1,232K
	1504, 500 St Clair Ave W	Condo	1	1	7	\$430K	\$425K
26 February, 2018	9 Conrad Ave	Detached	6	2	0	\$2,450K	\$2,450K

Data

Month, Day, Year of Sold Date	Address1	Property Type	Bedrooms	Washrooms	Days on the Market	List Price	Sold Price
26 February, 2018	602, 270 Rushton Rd	Condo	1	1	6	\$449K	\$510K
	1171 Ossington Ave	Semi-Detached	3	2	11	\$850K	\$825K
28 February, 2018	10 Burnside Dr	Detached	5	4	0	\$2,000K	\$2,000K
1 March, 2018	801, 580 Christie St	Other	2	1	31	\$503K	\$495K
5 March, 2018	5 Marchmount Rd	Semi-Detached	4	2	6	\$999K	\$1,225K
	17 Frank Cres	Detached	5	5	5	\$2,980K	\$2,925K
	101, 580 Christie St	Other	2	1	4	\$440K	\$440K
6 March, 2018	96 Benson Ave	Detached	3	2	6	\$1,100K	\$1,180K
	403, 530 St Clair Ave W	Condo	2	2	5	\$600K	\$630K
9 March, 2018	703, 530 St Clair Ave	Condo	2	2	2	\$630K	\$660K
14 March, 2018	77 Alberta Ave	Semi-Detached	3	2	1	\$950K	\$950K
22 March, 2018	602, 835 St. Clair Ave W	Condo	1	2	2	\$529K	\$600K
24 March, 2018	18 Minho Blvd	Semi-Detached	4	3	3	\$949K	\$1,100K
26 March, 2018	79 Benson Ave	Semi-Detached	4	2	10	\$1,149K	\$1,225K
	401, 530 St Clair Ave W	Condo	1	1	20	\$550K	\$589K
27 March, 2018	113 Lambertlodge Ave	Townhouse	3	2	6	\$799K	\$840K
28 March, 2018	89 Greensides Ave	Semi-Detached	3	3	1	\$1,149K	\$1,257K
	254 Rushton Rd	Detached	4	2	2	\$1,099K	\$1,300K