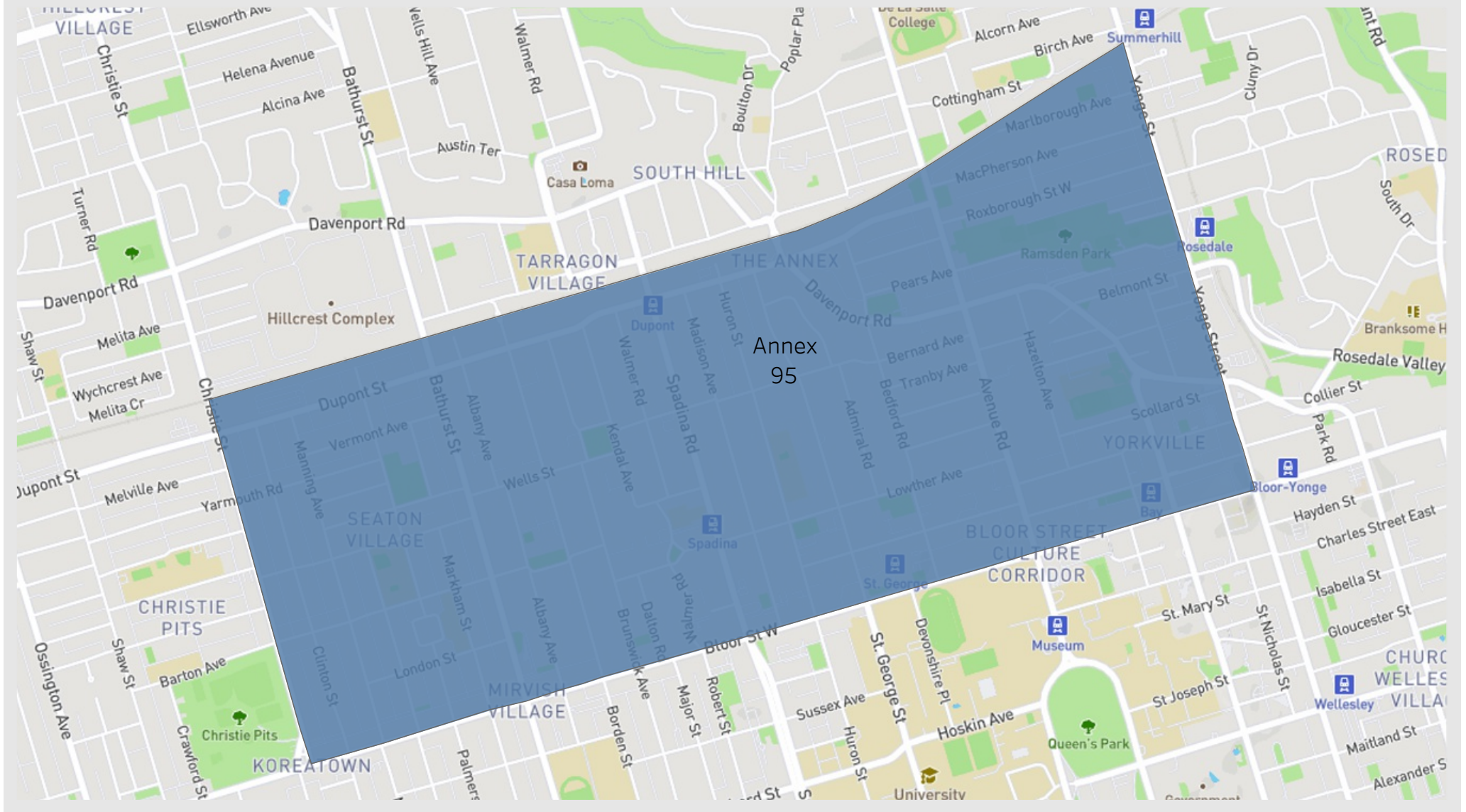
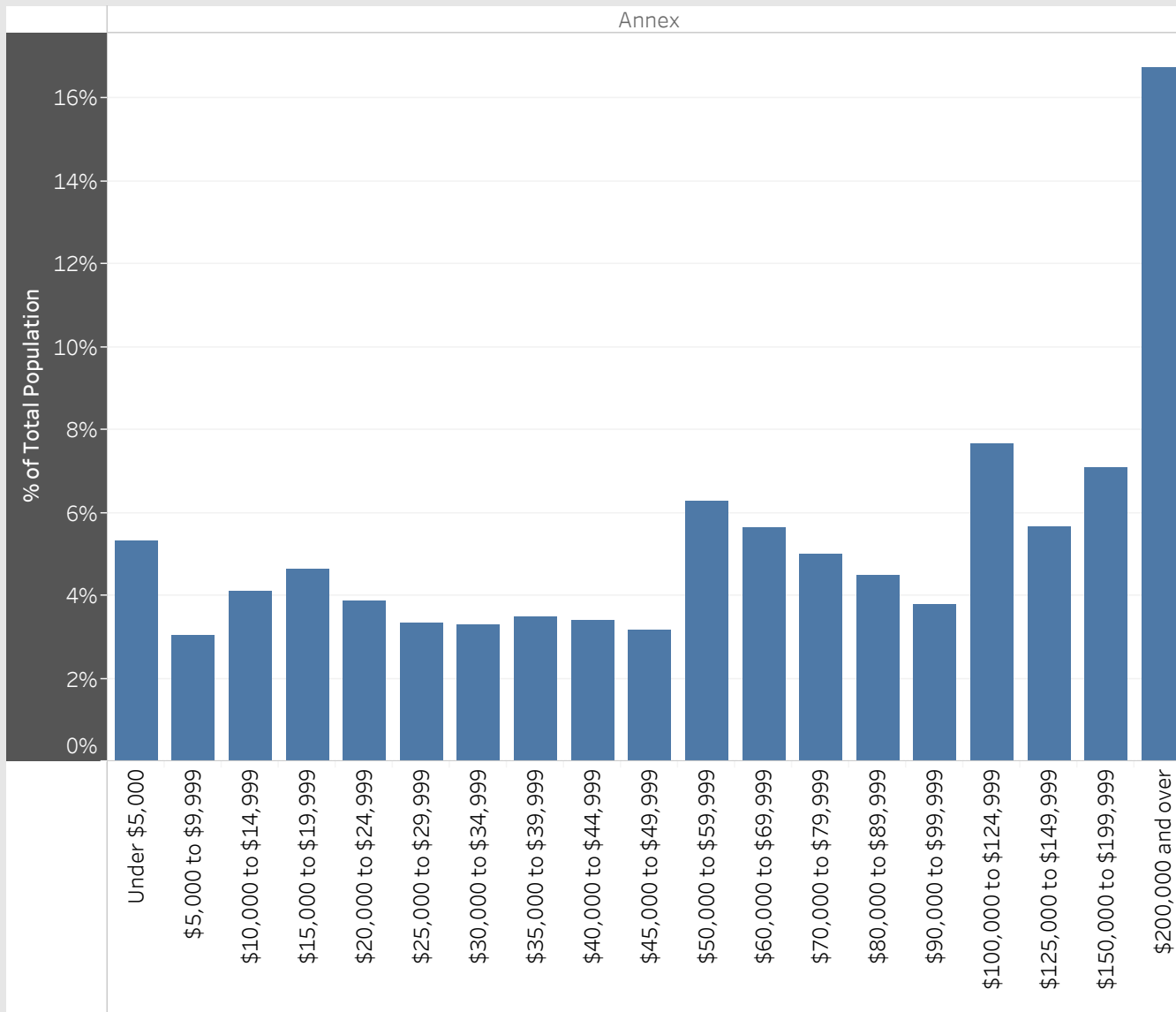


Annex
Neighbourhood Breakdown
July 1st, 2015 - March 31st, 2018

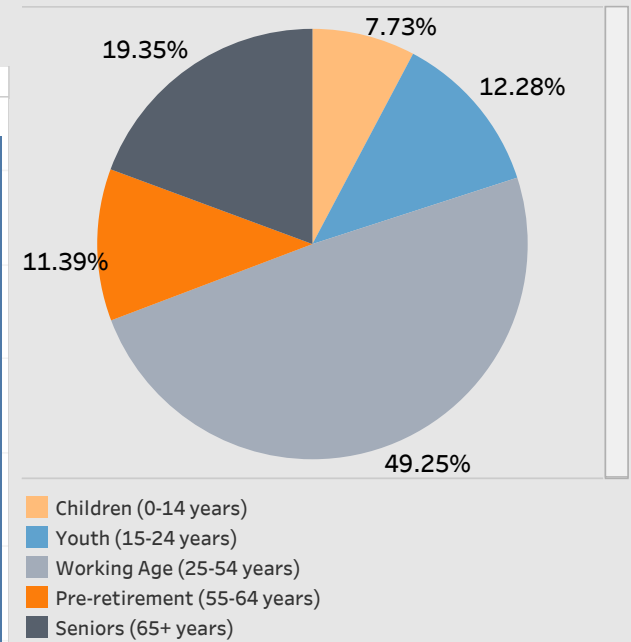


2016 StatsCan Data

Household Income in Annex



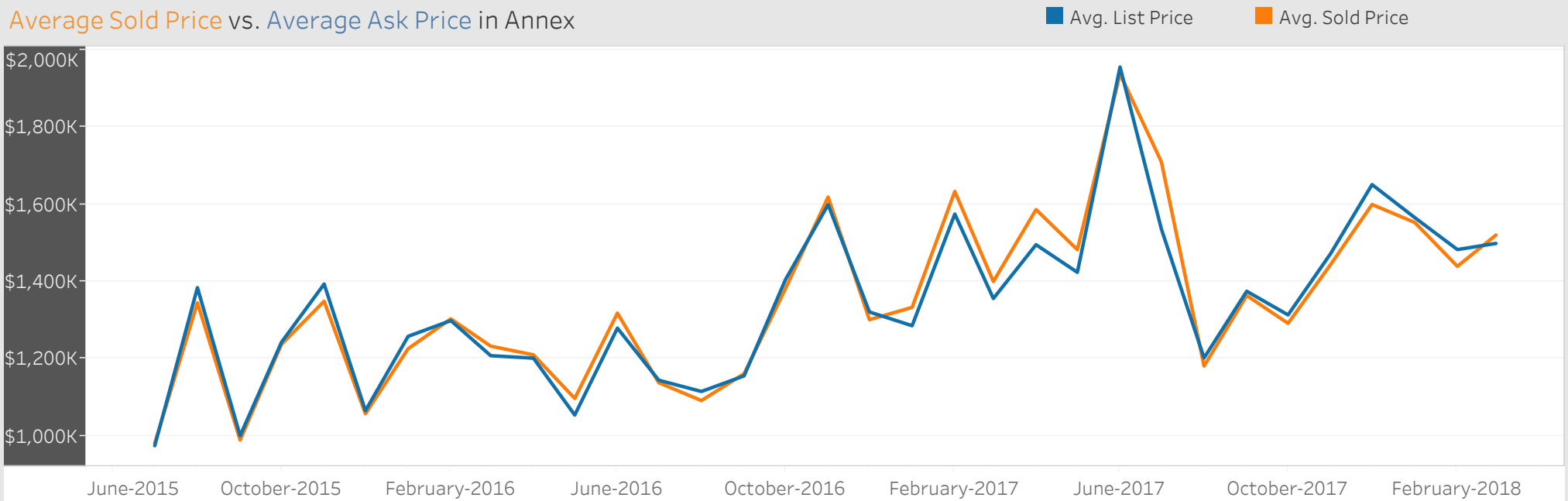
Age



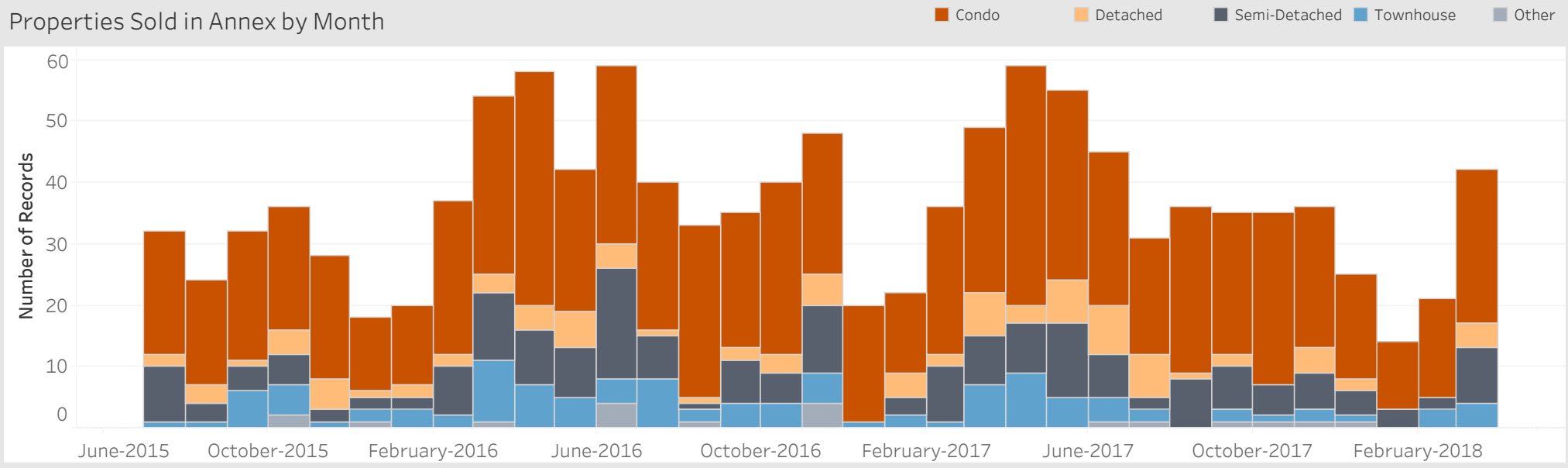
Visible Minorities

Not a visible minority	74.66%
Chinese	7.49%
South Asian	3.93%
Black	3.27%
Korean	2.11%
Multiple visible minorities	1.68%
Latin American	1.41%
Filipino	1.22%
West Asian	1.19%
Arab	1.05%
Japanese	0.89%
Southeast Asian	0.66%
Visible minority; n.i.e.	0.44%

Average Sold Price vs. Average Ask Price in Annex



Properties Sold in Annex by Month



Data

Month, Day, Year of Sold Date	Address1	Property Type	Bedrooms	Washrooms	Days on the Market	List Price	Sold Price
1 July, 2015	502, 980 Yonge St, Toronto	Condo	2	2	15	\$725K	\$715K
2 July, 2015	824, 95 Prince Arthur Ave, Toronto	Condo	1	1	52	\$299K	\$288K
	1106, 170 Avenue Rd, Toronto	Condo	1	2	87	\$789K	\$789K
	2103, 18 Yorkville Ave, Toronto	Condo	1	1	65	\$415K	\$405K
4 July, 2015	51 Palmerston Sq, Toronto	Semi-Detached	3	2	10	\$739K	\$730K
	1306, 8 Scollard St, Toronto	Condo	1	1	65	\$419K	\$404K
5 July, 2015	11 Wells St, Toronto	Semi-Detached	4	3	7	\$1,100K	\$1,220K
6 July, 2015	1903, 55 Scollard St, Toronto	Condo	2	3	61	\$2,385K	\$2,275K
7 July, 2015	237 Albany Ave, Toronto	Semi-Detached	4	4	9	\$1,199K	\$1,325K
9 July, 2015	314, 225 Davenport Rd, Toronto	Condo	1	1	10	\$449K	\$442K
11 July, 2015	409, 68 Yorkville Ave, Toronto	Condo	2	2	9	\$1,050K	\$1,051K
12 July, 2015	618, 783 Bathurst St, Toronto	Condo	3	2	23	\$439K	\$427K
13 July, 2015	68 Palmerston Sq, Toronto	Detached	3	2	29	\$998K	\$950K
	403, 38 Avenue Rd, Toronto	Condo	4	2	43	\$979K	\$965K
14 July, 2015	178 Madison Ave, Toronto	Semi-Detached	4	4	9	\$1,299K	\$1,426K
	184 Albany Ave, Toronto	Semi-Detached	4	2	8	\$1,149K	\$1,235K
	917 Palmerston Ave, Toronto	Detached	3	2	6	\$499K	\$675K
16 July, 2015	420 Brunswick Ave, Toronto	Semi-Detached	8	5	25	\$1,599K	\$1,550K
19 July, 2015	2303, 18 Yorkville Ave, Toronto	Condo	1	2	12	\$1,150K	\$1,127K
20 July, 2015	Ph2011, 914 Yonge St, Toronto	Condo	1	1	25	\$618K	\$600K
21 July, 2015	501, 980 Yonge St, Toronto	Condo	2	1	14	\$490K	\$489K
	606, 980 Yonge St, Toronto	Condo	2	1	14	\$400K	\$389K
22 July, 2015	408, 55A Avenue Rd, Toronto	Condo	2	3	44	\$888K	\$834K
	927 Bathurst St, Toronto	Semi-Detached	3	2	7	\$699K	\$902K
23 July, 2015	318, 1 Bedford Rd, Toronto	Condo	1	2	11	\$850K	\$840K
	1602, 10 Bellair St, Toronto	Condo	2	3	15	\$1,775K	\$1,700K
25 July, 2015	501, 212 St George St, Toronto	Condo	2	2	18	\$525K	\$526K
26 July, 2015	2, 73 Scollard St, Toronto	Townhouse	3	4	13	\$2,595K	\$2,595K

Data

Month, Day, Year of Sold Date	Address1	Property Type	Bedrooms	Washrooms	Days on the Market	List Price	Sold Price
28 July, 2015	28 Albany Ave, Toronto	Semi-Detached	5	5	13	\$1,599K	\$1,540K
	2308, 32 Davenport Rd, Toronto	Condo	2	2	10	\$839K	\$821K
29 July, 2015	304, 11 Christie St, Toronto	Condo	1	2	9	\$560K	\$555K
30 July, 2015	27 Gibson Ave, Toronto	Semi-Detached	3	3	37	\$1,649K	\$1,580K
2 August, 2015	101, 11 Christie St, Toronto	Condo	1	1	26	\$325K	\$320K
3 August, 2015	602, 4 Lowther Ave, Toronto	Condo	2	3	47	\$1,549K	\$1,440K
6 August, 2015	205 Madison Ave, Toronto	Semi-Detached	8	4	94	\$1,695K	\$1,420K
	302, 330 Davenport Rd, Toronto	Condo	2	2	17	\$689K	\$689K
	1503, 200 Bloor St, Toronto	Condo	1	1	92	\$660K	\$710K
8 August, 2015	215, 18 Yorkville Ave, Toronto	Condo	1	1	38	\$469K	\$461K
9 August, 2015	31 Belmont St, Toronto	Townhouse	2	2	41	\$800K	\$750K
10 August, 2015	904, 80 Cumberland St, Toronto	Condo	2	2	83	\$799K	\$780K
11 August, 2015	380 Brunswick Ave, Toronto	Detached	5	4	36	\$1,759K	\$1,750K
	703, 1331 Bay St, Toronto	Condo	1	1	8	\$435K	\$420K
	1708, 18 Yorkville Ave, Toronto	Condo	1	1	1	\$439K	\$432K
14 August, 2015	403, 170 Avenue Rd, Toronto	Condo	1	1	142	\$406K	\$406K
16 August, 2015	525, 95 Prince Arthur Ave, Toronto	Condo	1	1	7	\$580K	\$575K
17 August, 2015	269 Christie St, Toronto	Semi-Detached	3	1	29	\$749K	\$749K
18 August, 2015	510 Brunswick Ave, Toronto	Semi-Detached	5	2	8	\$1,190K	\$1,251K
	2101, 38 Avenue Rd, Toronto	Condo	4	3	27	\$2,950K	\$2,800K
	3902, 50 Yorkville Ave, Toronto	Condo	2	3	64	\$4,890K	\$4,700K
20 August, 2015	1507, 18 Yorkville Ave, Toronto	Condo	1	2	39	\$730K	\$715K
23 August, 2015	102, 295 Davenport Rd, Toronto	Condo	2	2	28	\$629K	\$624K
25 August, 2015	154 Albany Ave, Toronto	Detached	3		106	\$975K	\$850K
26 August, 2015	503, 80 Yorkville Ave, Toronto	Condo	2	2	22	\$1,495K	\$1,380K
29 August, 2015	706, 80 Yorkville Ave, Toronto	Condo	2	3	88	\$1,995K	\$1,890K
31 August, 2015	47 Madison Ave, Toronto	Detached	7	3	6	\$2,200K	\$2,520K
	3802, 50 Yorkville Ave, Toronto	Condo	2	3	17	\$4,800K	\$4,635K

Data

Month, Day, Year of Sold Date	Address1	Property Type	Bedrooms	Washrooms	Days on the Market	List Price	Sold Price
1 September, 2015	507, 10 Bellair St, Toronto	Condo	2	1	19	\$375K	\$370K
4 September, 2015	1402, 18 Yorkville Ave, Toronto	Condo	1	2	24	\$649K	\$620K
5 September, 2015	804, 40 Scollard St, Toronto	Condo	1	1	37	\$414K	\$400K
6 September, 2015	719, 942 Yonge St, Toronto	Condo	1	1	52	\$375K	\$365K
7 September, 2015	201, 55 Scollard St, Toronto	Condo	2	2	20	\$1,399K	\$1,325K
	812, 942 Yonge St, Toronto	Condo	1	1	20	\$435K	\$430K
8 September, 2015	1707, 18 Yorkville Ave, Toronto	Condo	1	2	15	\$719K	\$708K
9 September, 2015	2201, 175 Cumberland St, Toronto	Condo	1	2	35	\$999K	\$918K
11 September, 2015	208, 99 Avenue Rd, Toronto	Condo	2	3	25	\$1,675K	\$1,650K
12 September, 2015	38B McMurrich St, Toronto	Townhouse	2	2	45	\$820K	\$792K
	108 Dupont St, Toronto	Townhouse	2	3	5	\$979K	\$960K
13 September, 2015	26 St Raymond Hts, Toronto	Townhouse	3	2	5	\$789K	\$943K
14 September, 2015	302, 4 Lowther Ave, Toronto	Condo	2	3	92	\$1,700K	\$1,600K
15 September, 2015	126 Dupont St, Toronto	Townhouse	3	3	8	\$849K	\$950K
	201, 330 Davenport Rd, Toronto	Condo	2	2	8	\$640K	\$635K
	803, 88 Davenport Rd, Toronto	Condo	2	3	14	\$3,450K	\$3,295K
	1110, 942 Yonge St, Toronto	Condo	1	1	15	\$399K	\$395K
16 September, 2015	595 Palmerston Ave, Toronto	Semi-Detached	4	2	7	\$800K	\$885K
	1403, 8 Scollard St, Toronto	Condo	1	2	51	\$720K	\$700K
17 September, 2015	3 Olive Ave, Toronto	Semi-Detached	4	2	7	\$1,150K	\$1,153K
19 September, 2015	10 Annex Lane, Toronto	Townhouse	3	3	4	\$1,285K	\$1,300K
20 September, 2015	2109, 18 Yorkville Ave, Toronto	Condo	1	2	7	\$735K	\$725K
21 September, 2015	289 Barton Ave, Toronto	Semi-Detached	3	2	50	\$800K	\$740K
	2003, 88 Davenport Rd, Toronto	Condo	2	3	127	\$3,495K	\$3,350K
23 September, 2015	311, 15 McMurrich St, Toronto	Condo	2	3	9	\$689K	\$710K
24 September, 2015	52, 217 St George St, Toronto	Townhouse	1	1	9	\$400K	\$393K
	1409, 170 Avenue Rd, Toronto	Condo	1	3	49	\$1,995K	\$2,000K
25 September, 2015	211, 77 McMurrich St, Toronto	Condo	2	1	12	\$500K	\$490K

Data

Month, Day, Year of Sold Date	Address1	Property Type	Bedrooms	Washrooms	Days on the Market	List Price	Sold Price
27 September, 2015	92 Barton Ave, Toronto	Detached	3	2	5	\$995K	\$1,000K
29 September, 2015	1105, 8 Scollard St, Toronto	Condo	1	2	55	\$480K	\$473K
30 September, 2015	18 Yarmouth Gdns, Toronto	Semi-Detached	4	2	7	\$789K	\$891K
	403, 190 St George St, Toronto	Condo	2	1	13	\$499K	\$478K
1 October, 2015	167 Macpherson Ave, Toronto	Semi-Detached	2	3	22	\$1,629K	\$1,585K
	Ph208, 8 Scollard St, Toronto	Condo	1	1	59	\$398K	\$385K
3 October, 2015	29 Webster Ave, Toronto	Townhouse	3	3	54	\$2,795K	\$2,665K
4 October, 2015	402, 77 McMurrich St, Toronto	Condo	2	2	3	\$829K	\$825K
	1119 Dufferin St, Toronto	Detached	1	1	6	\$500K	\$500K
5 October, 2015	46 Melville Ave, Toronto	Detached	3	4	5	\$798K	\$1,003K
	70 Lowther Ave, Toronto	Detached	8	6	14	\$4,495K	\$5,300K
	2301, 88 Davenport Rd, Toronto	Condo	2	3	14	\$2,250K	\$2,200K
6 October, 2015	304, 225 Davenport Rd, Toronto	Condo	1	1	9	\$448K	\$440K
	C3, 142 Pears Ave, Toronto	Townhouse	3	3	7	\$829K	\$877K
7 October, 2015	49 Olive Ave, Toronto	Townhouse	2	2	8	\$999K	\$994K
	126 Wells St, Toronto	Semi-Detached	3	2	16	\$899K	\$950K
	1108, 8 Scollard St, Toronto	Condo	1	1	17	\$319K	\$310K
8 October, 2015	603, 118 Yorkville Ave, Toronto	Condo	2	4	181	\$4,199K	\$3,850K
11 October, 2015	63 Admiral Rd, Toronto	Semi-Detached	3	5	98	\$2,498K	\$2,350K
	702, 8 Scollard St, Toronto	Condo	1	2	25	\$575K	\$561K
12 October, 2015	1005, 170 Avenue Rd, Toronto	Condo	1	2	13	\$799K	\$790K
	1101, 8 Scollard St, Toronto	Condo	1	1	21	\$349K	\$339K
	1204, 18 Yorkville Ave, Toronto	Condo	1	1	29	\$418K	\$403K
15 October, 2015	536 Brunswick Ave, Toronto	Detached	4	3	16	\$1,190K	\$1,170K
18 October, 2015	1407, 18 Yorkville Ave, Toronto	Condo	1	2	18	\$735K	\$723K
19 October, 2015	205, 1174 Yonge St, Toronto	Condo	2	1	17	\$298K	\$282K
	408, 170 Avenue Rd, Toronto	Condo	1	2	12	\$621K	\$621K
20 October, 2015	435 Dupont St, Toronto	Semi-Detached	3	2	23	\$699K	\$700K

Data

Month, Day, Year of Sold Date	Address1	Property Type	Bedrooms	Washrooms	Days on the Market	List Price	Sold Price
21 October, 2015	1102, 55 Scollard St, Toronto	Condo	2	1	203	\$998K	\$935K
22 October, 2015	201, 295 Davenport Rd, Toronto	Condo	2	2	15	\$1,180K	\$1,175K
	1505, 80 Cumberland St, Toronto	Condo	2	2	14	\$499K	\$497K
24 October, 2015	48 Boswell Ave, Toronto	Semi-Detached	3	5	137	\$2,649K	\$2,425K
25 October, 2015	1002, 980 Yonge St, Toronto	Condo	2	2	13	\$765K	\$760K
26 October, 2015	31 Tranby Ave, Toronto	Townhouse	4	2	21	\$1,499K	\$1,435K
	82 Albany Ave, Toronto	Other	5	4	63	\$1,500K	\$1,415K
	614, 38 Avenue Rd, Toronto	Condo	4	3	26	\$2,325K	\$2,300K
	1035 Bathurst St, Toronto	Other	4	4	7	\$749K	\$875K
	1508, 102 Bloor St, Toronto	Condo	1	2	19	\$988K	\$980K
28 October, 2015	30C McMurrich St, Toronto	Townhouse	2	2	55	\$998K	\$955K
29 October, 2015	606, 225 Davenport Rd, Toronto	Condo	1	2	45	\$995K	\$950K
1 November, 2015	209 Marlborough Pl, Toronto	Townhouse	3	1	90	\$680K	\$610K
	309, 8 Scollard St, Toronto	Condo	1	1	42	\$350K	\$325K
2 November, 2015	20 Dupont St, Toronto	Semi-Detached	2	5	12	\$2,295K	\$2,279K
	1203, 55 Scollard St, Toronto	Condo	2	3	77	\$2,350K	\$2,250K
	#1509, 18 Yorkville Ave, Toronto	Condo	1	2	7	\$729K	\$723K
3 November, 2015	6 Dalton Rd, Toronto	Detached	5	3	34	\$1,500K	\$1,370K
	513, 38 Avenue Rd, Toronto	Condo	4	3	22	\$2,499K	\$2,400K
	704, 170 Avenue Rd, Toronto	Condo	1	2	28	\$778K	\$751K
5 November, 2015	820, 95 Prince Arthur Ave, Toronto	Condo	1	1	17	\$510K	\$480K
9 November, 2015	303, 391 Brunswick Ave, Toronto	Condo	2	2	54	\$715K	\$680K
	606, 15 McMurrich St, Toronto	Condo	2	2	19	\$958K	\$933K
10 November, 2015	804, 1331 Bay St, Toronto	Condo	1	2	12	\$650K	\$630K
11 November, 2015	59R Admiral Rd, Toronto	Detached	2	2	29	\$1,495K	\$1,475K
12 November, 2015	704, 190 St George St, Toronto	Condo	2	2	3	\$699K	\$801K
13 November, 2015	202, 113 Dupont St, Toronto	Condo	3	3	5	\$2,675K	\$2,675K
16 November, 2015	506, 942 Yonge St, Toronto	Condo	1	1	13	\$429K	\$415K

Data

Month, Day, Year of Sold Date	Address1	Property Type	Bedrooms	Washrooms	Days on the Market	List Price	Sold Price
17 November, 2015	2907, 18 Yorkville Ave, Toronto	Condo	1	2	16	\$740K	\$732K
18 November, 2015	323 Brunswick Ave, Toronto	Detached	5	4	28	\$1,599K	\$1,500K
	402, 164 Cumberland St, Toronto	Condo	1	2	31	\$750K	\$743K
19 November, 2015	3002, 50 Yorkville Ave, Toronto	Condo	2	3	36	\$2,600K	\$2,475K
20 November, 2015	611, 170 Avenue Rd, Toronto	Condo	1	3	52	\$1,299K	\$1,280K
22 November, 2015	202, 113 Dupont St, Toronto	Condo	3	3	126	\$2,650K	\$2,675K
	904, 10 Bellair St, Toronto	Condo	2	2	82	\$1,295K	\$1,225K
23 November, 2015	59 Admiral Rd, Toronto	Detached	7	10	32	\$3,995K	\$3,718K
	532 Clinton St, Toronto	Detached	2	1	50	\$749K	\$750K
26 November, 2015	1903, 914 Yonge St, Toronto	Condo	1	1	16	\$289K	\$285K
27 November, 2015	61 Lowther Ave, Toronto	Semi-Detached	4	5	78	\$3,250K	\$3,099K
30 November, 2015	406, 11 Christie St, Toronto	Condo	1	1	19	\$479K	\$477K
1 December, 2015	902, 80 Cumberland St, Toronto	Condo	2	3	65	\$819K	\$790K
3 December, 2015	316 Albany Ave, Toronto	Semi-Detached	3	2	4	\$849K	\$930K
4 December, 2015	195 Madison Ave, Toronto	Other	3	4	12	\$1,899K	\$1,800K
6 December, 2015	117, 483 Dupont St, Toronto	Townhouse	2	2	14	\$785K	\$765K
	Ph702, 164 Cumberland St, Toronto	Condo	1	2	81	\$950K	\$900K
7 December, 2015	707, 3 Mcalpine St, Toronto	Condo	1	2	47	\$780K	\$750K
10 December, 2015	1209, 170 Avenue Rd, Toronto	Condo	1	3	71	\$2,085K	\$1,987K
13 December, 2015	309, 212 St George St, Toronto	Condo	2	1	10	\$339K	\$335K
	Ph7, 77 McMurrich St, Toronto	Condo	2	2	18	\$1,195K	\$1,185K
14 December, 2015	2703, 50 Yorkville Ave, Toronto	Condo	2	3	186	\$3,795K	\$3,575K
15 December, 2015	206 Howland Ave, Toronto	Townhouse	4	4	6	\$1,429K	\$1,530K
17 December, 2015	747 Manning Ave, Toronto	Semi-Detached	4	3	9	\$829K	\$909K
	901, 170 Avenue Rd, Toronto	Condo	1	2	66	\$850K	\$830K
21 December, 2015	714, 942 Yonge St, Toronto	Condo	1	1	39	\$389K	\$383K
22 December, 2015	1409, 914 Yonge St, Toronto	Condo	1	1	28	\$335K	\$324K
27 December, 2015	404, 170 Avenue Rd, Toronto	Condo	1	2	88	\$695K	\$687K

Data

Month, Day, Year of Sold Date	Address1	Property Type	Bedrooms	Washrooms	Days on the Market	List Price	Sold Price
27 December, 2015	602, 110 Bloor St, Toronto	Condo	2	1	84	\$649K	\$639K
29 December, 2015	141 Christie St, Toronto	Detached	3	1	9	\$495K	\$703K
4 January, 2016	1607, 175 Cumberland St, Toronto	Condo	1	2	21	\$1,200K	\$1,110K
5 January, 2016	412, 77 McMurrich St, Toronto	Condo	2	1	65	\$518K	\$505K
7 January, 2016	1106, 110 Bloor St, Toronto	Condo	2	1	18	\$630K	\$620K
13 January, 2016	610, 170 Avenue Rd, Toronto	Condo	1	2	57	\$1,129K	\$1,100K
	703, 980 Yonge St, Toronto	Condo	2	1	41	\$405K	\$395K
16 January, 2016	111, 483 Dupont St, Toronto	Townhouse	2	2	37	\$779K	\$770K
17 January, 2016	613 Clinton St, Toronto	Detached	3	3	6	\$1,179K	\$1,300K
	4003, 50 Yorkville Ave, Toronto	Condo	2	4	32	\$5,798K	\$5,450K
18 January, 2016	901, 206 Bloor St, Toronto	Condo	2	2	97	\$1,795K	\$1,750K
	916 Manning Ave, Toronto	Detached	3	4	31	\$1,475K	\$1,392K
19 January, 2016	1505, 170 Avenue Rd, Toronto	Condo	1	2	83	\$975K	\$947K
21 January, 2016	503, 77 Avenue Rd	Condo	1	2	118	\$739K	\$690K
23 January, 2016	7, 473 Dupont St	Condo	2	2	53	\$649K	\$630K
26 January, 2016	606, 110 Bloor St W	Condo	1	1	43	\$639K	\$635K
27 January, 2016	38 Yarmouth Rd	Semi-Detached	4	4	7	\$1,279K	\$1,472K
	1607, 32 Davenport Rd	Condo	2	2	105	\$850K	\$810K
28 January, 2016	25 Bernard Ave	Semi-Detached	3	4	16	\$2,698K	\$2,496K
29 January, 2016	49 Palmerston Sq	Townhouse	3	1	3	\$775K	\$808K
	118, 483 Dupont St	Townhouse	2	2	3	\$799K	\$792K
30 January, 2016	506, 77 McMurrich St	Condo	1	2	2	\$840K	\$837K
1 February, 2016	17 Chicora Ave	Semi-Detached	4	4	8	\$1,595K	\$1,780K
	62 Macpherson Ave	Townhouse	3	4	6	\$1,495K	\$1,475K
	310, 15 McMurrich St	Condo	2	3	18	\$960K	\$955K
	1103, 55 Scollard St	Condo	1	2	32	\$1,278K	\$1,240K
2 February, 2016	705, 32 Davenport Rd	Condo	2	2	7	\$499K	\$642K
3 February, 2016	1406, 170 Avenue Rd	Condo	2	2	90	\$850K	\$830K

Data

Month, Day, Year of Sold Date	Address1	Property Type	Bedrooms	Washrooms	Days on the Market	List Price	Sold Price
4 February, 2016	79 Madison Ave	Semi-Detached	5	6	10	\$2,250K	\$2,180K
	751 Markham St	Semi-Detached	4	3	10	\$899K	\$1,131K
5 February, 2016	203, 133 Hazelton Ave	Condo	2	3	59	\$1,900K	\$1,835K
	580 Huron St	Semi-Detached	6	3	16	\$1,700K	\$1,605K
8 February, 2016	103 Bedford Rd	Semi-Detached	4	5	12	\$2,725K	\$2,850K
	621 Clinton St	Detached	3	2	7	\$779K	\$901K
9 February, 2016	1604, 110 Bloor St W	Condo	2	2	6	\$899K	\$938K
10 February, 2016	1101, 102 Bloor St W	Condo	2	2	9	\$795K	\$783K
	1111, 175 Cumberland St	Condo	2	3	65	\$1,068K	\$1,050K
11 February, 2016	104, 21 Scollard St	Condo	1	1	62	\$499K	\$490K
	909, 102 Bloor St W	Condo	1	1	8	\$628K	\$610K
12 February, 2016	104, 212 St George St	Condo	1	1	11	\$419K	\$410K
13 February, 2016	307, 11 Christie St	Condo	2	1	17	\$420K	\$408K
14 February, 2016	407, 3 Mcalpine St	Condo	1	2	4	\$540K	\$512K
16 February, 2016	502, 170 Avenue Rd	Condo	1	1	217	\$435K	\$400K
17 February, 2016	115, 32B McMurrich St	Townhouse	2	2	28	\$859K	\$847K
	203, 170 Avenue Rd	Condo	2	2	12	\$799K	\$799K
	Ph 206, 8 Scollard St	Condo	1	1	44	\$339K	\$320K
19 February, 2016	409, 55A Avenue Rd	Condo	2	3	7	\$839K	\$810K
20 February, 2016	759 Markham St	Semi-Detached	4	4	5	\$1,189K	\$1,267K
22 February, 2016	306, 18 Yorkville Ave	Condo	1	1	3	\$575K	\$570K
23 February, 2016	309, 18A Hazelton Ave	Condo	3	3	21	\$1,795K	\$1,795K
	1103, 55 Prince Arthur Ave	Condo	3	4	90	\$3,490K	\$3,100K
24 February, 2016	310, 980 Yonge St	Condo	1	1	43	\$478K	\$466K
	601, 900 Yonge St	Condo	2	2	6	\$800K	\$794K
26 February, 2016	55 Marlborough Ave	Semi-Detached	3	4	32	\$1,640K	\$1,600K
	498 Brunswick Ave	Detached	3	2	3	\$2,500K	\$2,550K
	4403, 50 Yorkville Ave	Condo	2	3	22	\$6,280K	\$6,000K

Data

Month, Day, Year of Sold Date	Address1	Property Type	Bedrooms	Washrooms	Days on the Market	List Price	Sold Price
27 February, 2016	506, 3 Mcalpine St	Condo	2	3	24	\$1,395K	\$1,380K
29 February, 2016	114 Albany Ave	Semi-Detached	4	5	7	\$1,850K	\$2,303K
	1806, 18 Yorkville Ave	Condo	1	1	4	\$579K	\$579K
1 March, 2016	3 Gibson Ave	Semi-Detached	3	3	0	\$1,549K	\$1,730K
	116 Hazelton Ave	Townhouse	4	4	57	\$3,100K	\$2,900K
	535 Clinton St	Semi-Detached	3	2	6	\$838K	\$1,100K
	608, 170 Avenue Rd	Condo	2	2	29	\$699K	\$668K
	1204, 170 Avenue Rd	Condo	2	2	15	\$699K	\$695K
2 March, 2016	5 Olive Ave	Semi-Detached	3	1	7	\$769K	\$810K
	1102, 18 Yorkville Ave	Condo	2	2	33	\$668K	\$648K
4 March, 2016	304, 100 Yorkville Ave	Condo	2	3	3	\$2,490K	\$2,400K
7 March, 2016	65 Tranby Ave	Townhouse	3	3	11	\$1,599K	\$1,840K
	214, 18 Yorkville Ave	Condo	1	1	6	\$480K	\$475K
	531 Brunswick Ave	Other	3	3	14	\$1,299K	\$1,310K
	789 Markham St	Semi-Detached	4	3	6	\$1,199K	\$1,250K
8 March, 2016	38 Palmerston Sq	Townhouse	2	3	5	\$750K	\$892K
	63 Essex St	Semi-Detached	4	3	5	\$1,099K	\$1,283K
	114 Hazelton Ave	Townhouse	3	4	15	\$4,750K	\$4,400K
	392 Clinton St	Townhouse	3	4	8	\$1,199K	\$1,260K
	533 1/2 Clinton St	Semi-Detached	4	2	6	\$938K	\$1,138K
9 March, 2016	810, 170 Avenue Rd	Condo	2	2	20	\$1,099K	\$1,070K
	301, 3 Mcalpine St	Condo	2	1	50	\$579K	\$565K
	305, 80 Cumberland St	Condo	2	3	22	\$739K	\$711K
11 March, 2016	552 Clinton St	Semi-Detached	3	3	6	\$849K	\$1,110K
	306, 55 Scollard St	Condo	1	1	14	\$950K	\$925K
12 March, 2016	313, 942 Yonge St	Condo	1	1	5	\$420K	\$420K
	407, 18 Yorkville Ave	Condo	1	1	1	\$570K	\$570K
15 March, 2016	505, 190 St George St	Condo	2	2	35	\$810K	\$795K

Data

Month, Day, Year of Sold Date	Address1	Property Type	Bedrooms	Washrooms	Days on the Market	List Price	Sold Price
16 March, 2016	23 New St	Detached	2	4	43	\$1,795K	\$1,730K
	401, 206 Bloor St W	Condo	2	3	19	\$1,595K	\$1,590K
17 March, 2016	91 Dupont St	Townhouse	3	3	1	\$899K	\$980K
	517, 21 Scollard St	Condo	2	2	35	\$595K	\$590K
	608, 164 Cumberland St	Condo	1	2	9	\$630K	\$630K
	4803, 50 Yorkville Ave	Condo	2	4	183	\$5,998K	\$5,775K
18 March, 2016	10, 28 Admiral Rd	Townhouse	3	3	2	\$997K	\$1,110K
	81 Lowther Ave	Townhouse	3	3	9	\$1,795K	\$1,795K
19 March, 2016	224 Bedford Rd	Townhouse	3	2	2	\$949K	\$1,010K
21 March, 2016	1309, 18 Yorkville Ave	Condo	2	2	1	\$730K	\$730K
	1603, 175 Cumberland St	Condo	1	2	17	\$890K	\$910K
22 March, 2016	111 Madison Ave	Semi-Detached	4	4	8	\$2,150K	\$2,125K
	310, 212 St George St	Condo	1	1	5	\$329K	\$328K
	615, 980 Yonge St	Condo	2	2	28	\$625K	\$612K
	710, 170 Avenue Rd	Condo	2	2	45	\$1,097K	\$1,060K
23 March, 2016	103, 391 Brunswick Ave	Condo	2	2	76	\$900K	\$966K
24 March, 2016	71 Hazelton Ave	Townhouse	3	5	3	\$2,790K	\$2,800K
25 March, 2016	408, 8 Scollard St	Condo	1	1	22	\$498K	\$485K
28 March, 2016	41 Yarmouth Gdns	Semi-Detached	3	2	22	\$880K	\$873K
	202, 3 Mcalpine St	Condo	1	1	19	\$429K	\$425K
	820, 942 Yonge St	Condo	1	1	14	\$449K	\$435K
29 March, 2016	406, 225 Davenport Rd	Condo	2	2	8	\$649K	\$675K
	507, 942 Yonge St	Condo	1	1	27	\$399K	\$374K
30 March, 2016	24 Alex Mews	Semi-Detached	3	3	14	\$1,375K	\$1,350K
	61 Dupont St	Semi-Detached	2	2	8	\$1,150K	\$1,220K
	96 Wells St	Detached	6	4	9	\$1,479K	\$1,722K
	179 Spadina Rd	Detached	7	5	9	\$1,995K	\$2,300K
31 March, 2016	607, 95 Prince Arthur Ave	Condo	1	1	27	\$559K	\$540K

Data

Month, Day, Year of Sold Date	Address1	Property Type	Bedrooms	Washrooms	Days on the Market	List Price	Sold Price
31 March, 2016	708, 40 Scollard St	Condo	1	1	48	\$429K	\$423K
1 April, 2016	65, 55 Prince Arthur Ave	Townhouse	3	3	3	\$2,299K	\$2,375K
	301, 160 Bedford Rd	Condo	2	2	23	\$799K	\$730K
	1902, 914 Yonge St	Condo	2	1	11	\$500K	\$492K
4 April, 2016	122 Roxborough St W	Detached	4	5	6	\$2,595K	\$2,695K
	316, 225 Davenport Rd	Condo	1	1	7	\$399K	\$431K
6 April, 2016	24 Lowther Ave	Semi-Detached	3	4	21	\$3,875K	\$3,875K
	27 Admiral Rd	Semi-Detached	5	5	8	\$2,400K	\$2,700K
	34 Macpherson Ave	Semi-Detached	4	4	15	\$1,599K	\$1,660K
7 April, 2016	2705, 32 Davenport Rd	Condo	2	2	65	\$715K	\$705K
8 April, 2016	1302, 110 Bloor St W	Condo	1	1	2	\$675K	\$700K
	Th 05, 210B Avenue Rd	Townhouse	2	2	1	\$789K	\$789K
11 April, 2016	106, 3 Mcalpine St	Condo	2	2	37	\$750K	\$725K
12 April, 2016	606, 164 Cumberland St	Condo	2	2	139	\$849K	\$820K
	942 Yonge St, Toronto	Condo	1	1	7	\$450K	\$443K
13 April, 2016	275 Christie St	Detached	3	3	2	\$899K	\$935K
	907, 10 Bellair St	Condo	2	3	6	\$1,799K	\$1,799K
	1902, 1 Bedford Rd	Condo	2	3	8	\$1,745K	\$1,750K
14 April, 2016	304, 38 Avenue Rd	Condo	1	2	147	\$799K	\$765K
15 April, 2016	692 Manning Ave	Semi-Detached	4	3	13	\$1,085K	\$1,070K
	1003 Bathurst St	Semi-Detached	4	2	1	\$899K	\$900K
17 April, 2016	504, 284 Bloor St W	Condo	1	1	27	\$430K	\$428K
18 April, 2016	108 Hazelton Ave	Semi-Detached	3	6	5	\$5,900K	\$5,750K
	204, 391 Brunswick Ave	Condo	2	2	39	\$989K	\$945K
	324, 95 Prince Arthur Ave	Condo	0	1	27	\$320K	\$320K
	Ph 206, 8 Scollard St	Condo	1	1	18	\$410K	\$390K
19 April, 2016	18, 232 St George St	Townhouse	2	1	7	\$545K	\$588K
	35 Follis Ave	Semi-Detached	3	2	6	\$899K	\$1,075K

Data

Month, Day, Year of Sold Date	Address1	Property Type	Bedrooms	Washrooms	Days on the Market	List Price	Sold Price
19 April, 2016	131 Pears Ave	Townhouse	2	4	59	\$1,995K	\$1,995K
	716, 1 Bedford Rd	Condo	4	4	122	\$1,500K	\$1,490K
	716, 95 Prince Arthur Ave	Condo	1	1	4	\$529K	\$520K
	Ph2, 1331 Bay St	Condo	2	2	14	\$1,525K	\$1,525K
	Th 3, 170 Avenue Rd	Townhouse	2	4	59	\$1,995K	\$1,995K
20 April, 2016	407, 133 Hazelton Ave	Condo	1	1	13	\$829K	\$829K
	412, 980 Yonge St	Condo	1	2	14	\$550K	\$535K
	705, 18 Yorkville Ave	Condo	2	2	15	\$695K	\$695K
	1908, 175 Cumberland St	Condo	1	2	29	\$875K	\$860K
21 April, 2016	2, 118 Bedford Rd	Condo	2	3	15	\$888K	\$875K
22 April, 2016	23, 232 St George St	Townhouse	2	1	15	\$549K	\$554K
	1103, 900 Yonge St	Condo	2	2	35	\$749K	\$720K
24 April, 2016	34 Belmont St	Detached	3	3	5	\$1,895K	\$1,920K
	2304, 1 Bedford Rd	Condo	2	3	6	\$1,395K	\$1,403K
25 April, 2016	105, 74 Spadina Rd	Condo	2	1	52	\$409K	\$409K
	168 Macpherson Ave	Semi-Detached	4	3	7	\$1,498K	\$1,610K
	208, 980 Yonge St	Condo	1	1	28	\$495K	\$490K
	303, 170 Avenue Rd	Condo	1	1	79	\$399K	\$390K
26 April, 2016	408, 164 Cumberland St	Condo	2	2	45	\$1,190K	\$1,150K
	595 Palmerston Ave	Semi-Detached	4	4	6	\$1,189K	\$1,350K
	801, 102 Bloor St W	Condo	1	1	20	\$628K	\$618K
	902, 3 Mcalpine St	Condo	2	3	11	\$829K	\$850K
28 April, 2016	818, 1 Bedford Rd	Condo	1	1	24	\$595K	\$601K
	902, 284 Bloor St W	Condo	2	1	43	\$495K	\$485K
	Th3, 385 Brunswick Ave	Townhouse	3	3	17	\$1,395K	\$1,350K
29 April, 2016	902, 80 Yorkville Ave	Condo	2	2	21	\$1,925K	\$1,899K
	1804, 110 Bloor St W	Condo	2	3	8	\$1,575K	\$1,575K
30 April, 2016	123 Bedford Rd	Detached	5	5	3	\$4,195K	\$4,195K

Data

Month, Day, Year of Sold Date	Address1	Property Type	Bedrooms	Washrooms	Days on the Market	List Price	Sold Price
30 April, 2016	410, 77 McMurrich St	Condo	1	2	10	\$609K	\$593K
	1701, 170 Avenue Rd	Condo	2	2	3	\$849K	\$820K
2 May, 2016	103, 21 Scollard St	Condo	1	1	25	\$430K	\$428K
3 May, 2016	902 Manning Ave	Detached	4	4	8	\$850K	\$1,131K
4 May, 2016	908, 99 Avenue Rd	Condo	3	2	32	\$1,499K	\$1,400K
5 May, 2016	30 Boswell Ave	Detached	3	5	6	\$2,839K	\$3,100K
6 May, 2016	109, 95 Prince Arthur Ave	Condo	1	1	11	\$540K	\$520K
9 May, 2016	31 Yarmouth Gdns	Semi-Detached	3	2	6	\$899K	\$1,018K
	34, 217 St George St	Townhouse	2	1	33	\$480K	\$458K
	514, 1 Bedford Rd	Condo	1	1	53	\$590K	\$582K
10 May, 2016	116B Barton Ave	Semi-Detached	3	4	6	\$1,299K	\$1,420K
	203, 38 Avenue Rd	Condo	1	2	39	\$780K	\$750K
	203, 77 Avenue Rd	Condo	1	2	6	\$699K	\$695K
	789 Manning Ave	Townhouse	3	2	7	\$799K	\$883K
	875 Manning Ave	Semi-Detached	3	3	6	\$949K	\$1,210K
11 May, 2016	410 Brunswick Ave	Detached	9	3	14	\$1,699K	\$1,600K
12 May, 2016	358 Brunswick Ave	Semi-Detached	3	2	8	\$1,295K	\$1,403K
14 May, 2016	Th 09, 210C Avenue Rd	Townhouse	2	2	40	\$770K	\$758K
16 May, 2016	116, 34A McMurrich St	Townhouse	2	2	11	\$879K	\$878K
17 May, 2016	247 Christie St	Semi-Detached	3	3	7	\$599K	\$805K
	415, 783 Bathurst St	Condo	1	1	15	\$449K	\$448K
18 May, 2016	777 Manning Ave	Semi-Detached	3	2	22	\$1,049K	\$1,020K
	1109, 102 Bloor St W	Condo	2	2	8	\$785K	\$785K
19 May, 2016	21 New St	Detached	2	2	2	\$1,695K	\$1,695K
	128 Wells St	Semi-Detached	3	5	3	\$1,390K	\$1,505K
	1105, 942 Yonge St	Condo	1	1	7	\$449K	\$458K
	Ph5, 77 Avenue Rd	Condo	2	3	7	\$2,249K	\$2,175K
20 May, 2016	803, 99 Avenue Rd	Condo	2	2	59	\$980K	\$938K

Data

Month, Day, Year of Sold Date	Address1	Property Type	Bedrooms	Washrooms	Days on the Market	List Price	Sold Price
22 May, 2016	606, 18 Yorkville Ave	Condo	1	1	5	\$575K	\$570K
	1404, 18 Yorkville Ave	Condo	1	1	18	\$439K	\$417K
23 May, 2016	Ph117, 942 Yonge St	Condo	1	1	3	\$410K	\$395K
24 May, 2016	202, 102 Bloor St W	Condo	1	1	48	\$473K	\$450K
	1205, 102 Bloor St W	Condo	1	1	110	\$519K	\$490K
26 May, 2016	186 Bedford Rd	Townhouse	3	5	29	\$2,095K	\$2,000K
	805, 102 Bloor St W	Condo	0	1	27	\$380K	\$374K
27 May, 2016	1102, 38 Avenue Rd, Toronto	Condo	4	5	138	\$2,999K	\$3,275K
30 May, 2016	39 Madison Ave	Detached	4	3	12	\$1,900K	\$1,825K
	56 Boswell Ave	Semi-Detached	3	4	6	\$2,095K	\$2,253K
	506, 40 Scollard St	Condo	1	1	49	\$385K	\$383K
	705, 8 Scollard St	Condo	1	2	23	\$498K	\$485K
31 May, 2016	15 Berryman St	Detached	3	1	5	\$1,479K	\$2,050K
	407, 55A Avenue Rd	Condo	2	2	21	\$1,089K	\$1,035K
	601, 1 Bedford Rd	Condo	1	1	130	\$599K	\$615K
	1407, 175 Cumberland St	Condo	2	2	13	\$1,375K	\$1,375K
1 June, 2016	72 Vermont Ave	Other	5	5	85	\$1,900K	\$1,852K
	102 Admiral Rd	Semi-Detached	4	3	0	\$1,499K	\$1,830K
	413 Brunswick Ave	Other	5	4	14	\$1,997K	\$1,935K
2 June, 2016	9 Vermont Ave	Detached	5	5	9	\$1,299K	\$1,468K
4 June, 2016	57 McMurrich St N	Townhouse	3	3	39	\$1,199K	\$1,160K
	302, 980 Yonge St	Condo	2	2	5	\$729K	\$718K
	404, 88 Davenport Rd	Condo	2	1	7	\$849K	\$849K
	1605, 32 Davenport Rd	Condo	2	2	19	\$689K	\$685K
5 June, 2016	806, 102 Bloor St W	Condo	1	1	27	\$469K	\$467K
6 June, 2016	816, 95 Prince Arthur Ave	Condo	1	1	34	\$490K	\$477K
	2406, 32 Davenport Rd	Condo	2	2	62	\$749K	\$740K
7 June, 2016	61 Pears Ave	Detached	2	4	8	\$2,650K	\$2,698K

Data

Month, Day, Year of Sold Date	Address1	Property Type	Bedrooms	Washrooms	Days on the Market	List Price	Sold Price
7 June, 2016	92 Olive Ave	Semi-Detached	3	2	6	\$819K	\$986K
	127 Barton Ave	Semi-Detached	3	2	7	\$899K	\$1,275K
	161 Macpherson Ave	Semi-Detached	4	5	6	\$2,049K	\$2,250K
	740 Euclid Ave	Semi-Detached	3	2	15	\$1,049K	\$1,100K
	1203, 914 Yonge St	Condo	0	1	11	\$260K	\$250K
	Ph715, 38 Avenue Rd	Condo	3	4	50	\$4,895K	\$4,585K
8 June, 2016	607, 1 Bedford Rd	Condo	1	1	5	\$639K	\$639K
	609, 170 Avenue Rd	Condo	1	1	8	\$550K	\$537K
	Ph8, 77 McMurrich St	Condo	1	2	9	\$1,290K	\$1,290K
9 June, 2016	95 Olive Ave	Semi-Detached	5	4	7	\$799K	\$995K
	204, 284 Bloor St W	Condo	1	1	2	\$369K	\$369K
10 June, 2016	9, 31 Walmer Rd	Townhouse	2	3	1	\$1,199K	\$1,170K
	101, 74 Spadina Rd	Condo	2	1	16	\$415K	\$415K
	602, 88 Davenport Rd	Condo	2	2	24	\$1,599K	\$1,510K
	1106, 10 Bellair St	Condo	2	2	8	\$1,299K	\$1,299K
14 June, 2016	50 Admiral Rd	Semi-Detached	4	5	6	\$2,295K	\$2,650K
	56 Bernard Ave	Detached	5	5	48	\$2,999K	\$2,950K
	174 Walmer Rd	Semi-Detached	4	3	5	\$1,150K	\$1,300K
	306, 77 McMurrich St	Condo	2	2	8	\$778K	\$785K
	512, 225 Davenport Ave	Condo	2	2	18	\$659K	\$659K
	900, 38 Avenue Rd	Condo	2	4	74	\$2,895K	\$2,755K
	903, 1331 Bay St	Condo	1	1	13	\$455K	\$455K
15 June, 2016	21 Palmerston Gdns	Townhouse	3	3	7	\$999K	\$1,180K
	32 Bishop St	Semi-Detached	2	1	6	\$1,250K	\$1,375K
16 June, 2016	36 Howland Ave	Semi-Detached	5	3	7	\$1,589K	\$1,640K
	38 Howland Ave	Semi-Detached	4	4	7	\$1,689K	\$1,750K
	44 Belmont St	Townhouse	3	3	7	\$1,769K	\$1,725K
	51 Bernard Ave	Semi-Detached	3	5	9	\$3,325K	\$3,353K

Data

Month, Day, Year of Sold Date	Address1	Property Type	Bedrooms	Washrooms	Days on the Market	List Price	Sold Price
16 June, 2016	195 Christie St	Other	6	3	7	\$899K	\$1,100K
	703, 55 Prince Arthur Ave	Condo	1	2	23	\$1,195K	\$1,125K
20 June, 2016	178 Albany Ave	Semi-Detached	4	3	7	\$1,149K	\$1,300K
21 June, 2016	2203, 18 Yorkville Ave	Condo	1	1	13	\$450K	\$438K
22 June, 2016	48 Elgin Ave	Semi-Detached	3	4	21	\$3,295K	\$3,200K
	101, 225 Davenport Rd	Condo	2	2	48	\$699K	\$675K
	143 Roxborough St W	Other	3	2	98	\$850K	\$838K
23 June, 2016	701, 95 Prince Arthur Ave	Condo	1	1	103	\$450K	\$433K
24 June, 2016	41 Vermont Ave	Semi-Detached	4	3	1	\$1,269K	\$1,245K
	402, 206 Bloor St W	Condo	2	3	36	\$2,298K	\$2,100K
	1603, 18 Yorkville Ave	Condo	1	1	22	\$419K	\$419K
26 June, 2016	309, 11 Christie St	Condo	1	1	51	\$380K	\$370K
	512, 1 Bedford Rd	Condo	2	3	27	\$1,289K	\$1,210K
28 June, 2016	38 Garnet Ave	Detached	4	4	11	\$1,000K	\$1,352K
	94 Follis Ave	Semi-Detached	3	2	7	\$1,089K	\$1,310K
	163 Macpherson Ave	Semi-Detached	3	5	20	\$2,450K	\$2,400K
30 June, 2016	107 Dupont St	Semi-Detached	5	4	7	\$980K	\$1,300K
	608, 11 Christie St	Condo	1	1	10	\$375K	\$396K
	1703, 18 Yorkville Ave	Condo	1	1	13	\$415K	\$408K
1 July, 2016	403, 225 Davenport Rd N	Condo	1	1	44	\$424K	\$415K
4 July, 2016	305, 102 Bloor St W	Condo	0	1	67	\$391K	\$382K
	851 Manning Ave	Semi-Detached	5	3	17	\$875K	\$900K
	Ph 3005, 32 Davenport Rd	Condo	3	3	25	\$2,199K	\$2,085K
5 July, 2016	16, 232 St. George St	Townhouse	2	1	8	\$700K	\$690K
	303, 68 Yorkville Ave	Condo	2	2	18	\$999K	\$990K
	503, 80 Cumberland St	Condo	2	3	85	\$839K	\$805K
	#3, 403 Brunswick Ave	Townhouse	2	2	8	\$730K	\$873K
6 July, 2016	6, 28 Admiral Rd	Townhouse	4	3	13	\$1,100K	\$1,160K

Data

Month, Day, Year of Sold Date	Address1	Property Type	Bedrooms	Washrooms	Days on the Market	List Price	Sold Price
6 July, 2016	69 Tranby Ave	Townhouse	3	2	7	\$1,850K	\$1,860K
	124, 942 Yonge St	Condo	1	2	28	\$525K	\$500K
	133 Bedford Rd	Semi-Detached	5	2	34	\$2,390K	\$2,235K
	312, 18 Yorkville Ave	Condo	1	2	47	\$779K	\$777K
	402, 277 Davenport Rd	Condo	2	3	49	\$2,724K	\$2,724K
7 July, 2016	202, 295 Davenport Rd	Condo	1	2	43	\$745K	\$712K
	406, 32 Davenport Rd E	Condo	1	1	10	\$399K	\$399K
9 July, 2016	501, 99 Avenue Rd	Condo	3	3	68	\$2,288K	\$2,000K
11 July, 2016	129 Macpherson Ave	Semi-Detached	2	2	6	\$1,395K	\$1,399K
	701, 900 Yonge St	Condo	2	2	7	\$650K	\$700K
12 July, 2016	A11, 142 Pears Ave	Townhouse	2	2	8	\$689K	\$707K
16 July, 2016	811, 38 Avenue Rd	Condo	2	2	127	\$2,498K	\$2,305K
18 July, 2016	35, 217 St.George St	Townhouse	2	1	19	\$500K	\$500K
	90 Macpherson Ave	Semi-Detached	3	3	6	\$1,299K	\$1,670K
	605, 15 McMurrich St	Condo	2	2	8	\$900K	\$950K
19 July, 2016	3B, 36 Hazelton Ave	Condo	2	3	21	\$4,500K	\$4,500K
	108, 225 Davenport Rd	Condo	1	1	8	\$519K	\$499K
20 July, 2016	183 Walmer Rd	Semi-Detached	4	4	15	\$1,895K	\$1,840K
	512 Brunswick Ave	Semi-Detached	4	4	15	\$1,450K	\$1,440K
	611, 8 Scollard St	Condo	1	1	12	\$400K	\$396K
22 July, 2016	320, 95 Prince Arthur Ave	Condo	2	2	9	\$749K	\$727K
	511, 95 Prince Arthur Ave	Condo	1	1	68	\$569K	\$560K
23 July, 2016	215, 980 Yonge St	Condo	2	2	68	\$649K	\$630K
25 July, 2016	57 Barton Ave	Detached	3	2	4	\$959K	\$1,150K
	Th 03, 210A Avenue Rd	Townhouse	2	1	13	\$800K	\$805K
	Th03, 210A Avenue Rd	Townhouse	2	1	13	\$800K	\$805K
26 July, 2016	506, 38 Avenue Rd	Condo	2	2	28	\$1,088K	\$1,045K
	1601, 175 Cumberland St	Condo	2	2	284	\$1,125K	\$1,097K

Data

Month, Day, Year of Sold Date	Address1	Property Type	Bedrooms	Washrooms	Days on the Market	List Price	Sold Price
29 July, 2016	1407, 914 Yonge St	Condo	1	1	9	\$415K	\$413K
30 July, 2016	12 Bishop St	Semi-Detached	2	3	38	\$1,198K	\$1,105K
	2206, 32 Davenport Rd	Condo	2	2	11	\$749K	\$742K
3 August, 2016	27 Bishop St	Townhouse	3	1	8	\$1,200K	\$1,175K
4 August, 2016	307, 21 Scollard St	Condo	1	1	7	\$549K	\$549K
	2102, 55 Scollard St	Condo	2	3	2	\$1,985K	\$1,975K
	2808, 32 Davenport Rd	Condo	2	2	31	\$825K	\$810K
	3001, 50 Yorkville Ave	Condo	2	3	92	\$3,599K	\$3,500K
5 August, 2016	314, 21 Scollard St	Condo	1	1	35	\$539K	\$544K
8 August, 2016	504, 212 St. George St	Condo	1	1	20	\$410K	\$395K
	809, 170 Avenue Rd	Condo	1	1	76	\$569K	\$550K
9 August, 2016	320, 783 Bathurst St	Condo	1	1	57	\$450K	\$438K
10 August, 2016	808, 110 Bloor St W	Condo	2	2	43	\$1,099K	\$1,070K
11 August, 2016	68 Yorkville Ave	Other		0	8	\$15K	\$15K
12 August, 2016	217, 21 Scollard St	Condo	2	2	78	\$620K	\$615K
	1902, 88 Davenport Rd W	Condo	2	2	32	\$1,775K	\$1,735K
15 August, 2016	513, 942 Yonge St	Condo	1	1	32	\$449K	\$445K
17 August, 2016	Ph208, 942 Yonge St	Condo	1	1	57	\$449K	\$420K
18 August, 2016	505, 77 Avenue Rd	Condo	3	4	101	\$1,390K	\$1,330K
19 August, 2016	706, 38 Avenue Rd	Condo	1	2	17	\$1,088K	\$1,085K
	1405, 55 Scollard St	Condo	2	2	60	\$1,599K	\$1,550K
20 August, 2016	137 Marlborough Pl	Semi-Detached	3	1	5	\$939K	\$1,072K
23 August, 2016	88 Kendal Ave	Detached	6	4	5	\$2,700K	\$2,700K
	209, 170 Avenue Rd	Condo	1	1	37	\$498K	\$488K
24 August, 2016	103, 142 Spadina Rd	Condo	2	2	22	\$520K	\$500K
	2707, 32 Davenport Rd	Condo	2	2	48	\$935K	\$888K
25 August, 2016	619, 942 Yonge St	Condo	1	1	29	\$385K	\$380K
26 August, 2016	1105, 80 Cumberland St	Condo	2	3	24	\$724K	\$723K

Data

Month, Day, Year of Sold Date	Address1	Property Type	Bedrooms	Washrooms	Days on the Market	List Price	Sold Price
26 August, 2016	Th 5, 12 Macpherson Ave	Townhouse	4	4	10	\$3,550K	\$3,450K
29 August, 2016	2B, 36 Hazelton Ave	Condo	1	2	26	\$1,299K	\$1,250K
	19, 232 St George St	Condo	2	2	6	\$700K	\$710K
	204, 190 St.George St	Condo	2	2	45	\$799K	\$790K
30 August, 2016	1606, 102 Bloor St W	Condo	1	1	35	\$495K	\$485K
	2601, 50 Yorkville Ave	Condo	2	3	0	\$3,199K	\$3,000K
31 August, 2016	307, 102 Bloor St W	Condo	1	1	9	\$530K	\$525K
	1007, 32 Davenport Rd	Condo	2	2	70	\$899K	\$840K
1 September, 2016	408, 942 Yonge St	Condo	1	1	37	\$436K	\$433K
	909 Bathurst St	Semi-Detached	4	3	9	\$1,079K	\$1,085K
	1805, 18 Yorkville Ave	Condo	2	2	7	\$685K	\$685K
2 September, 2016	808, 32 Davenport Rd	Condo	2	2	29	\$788K	\$788K
5 September, 2016	1608, 32 Davenport Rd	Condo	2	2	124	\$825K	\$785K
6 September, 2016	702, 11 Christie St	Condo	2	2	21	\$575K	\$565K
	709, 8 Scollard St	Condo	0	1	20	\$300K	\$295K
7 September, 2016	506, 181 Davenport Rd	Condo	2	1	41	\$779K	\$779K
8 September, 2016	462 Brunswick Ave	Detached	4	4	1	\$1,249K	\$1,503K
	2406, 175 Cumberland St	Condo	2	2	2	\$1,575K	\$1,575K
9 September, 2016	209, 181 Davenport Rd	Condo	2	3	28	\$1,699K	\$1,685K
	414, 21 Scollard St	Condo	1	1	23	\$579K	\$570K
12 September, 2016	901, 980 Yonge St	Condo	1	1	12	\$485K	\$475K
14 September, 2016	3A, 36 Hazelton Ave	Condo	1	2	93	\$1,459K	\$1,385K
	301, 142 Spadina Rd	Condo	2	2	2	\$649K	\$650K
15 September, 2016	8 Bishop St	Semi-Detached	2	2	9	\$1,329K	\$1,282K
19 September, 2016	8 Alex Mews	Townhouse	3	3	6	\$1,300K	\$1,550K
	30 Roden Pl	Detached	0	1	7	\$899K	\$900K
20 September, 2016	4C, 36 Hazelton Ave	Condo	2	3	57	\$3,128K	\$2,950K
	25 Wells St	Semi-Detached	5	4	7	\$1,690K	\$1,763K

Data

Month, Day, Year of Sold Date	Address1	Property Type	Bedrooms	Washrooms	Days on the Market	List Price	Sold Price
21 September, 2016	66 Tranby Ave	Semi-Detached	4	4	9	\$3,699K	\$3,599K
	301, 181 Davenport Rd	Condo	2	3	70	\$1,875K	\$1,800K
	1020 Bathurst St	Semi-Detached	5	2	8	\$899K	\$1,089K
	1607, 170 Avenue Rd	Condo	2	2	6	\$699K	\$725K
	A9, 142 Pears Ave	Townhouse	3	2	28	\$750K	\$740K
22 September, 2016	111A Bernard Ave	Townhouse	2	3	28	\$1,200K	\$1,085K
	202, 225 Davenport Rd	Condo	1	1	10	\$459K	\$455K
23 September, 2016	109 Dupont St	Semi-Detached	3	3	11	\$1,199K	\$1,140K
	177 Macpherson Ave	Semi-Detached	3	4	16	\$1,998K	\$1,948K
	1101, 38 Avenue Rd	Condo	2	3	9	\$2,450K	\$2,425K
	1509, 914 Yonge St	Condo	1	1	1	\$378K	\$378K
26 September, 2016	39 Marlborough Ave	Townhouse	3	3	5	\$1,599K	\$1,857K
27 September, 2016	702, 284 Bloor St W	Condo	2	1	6	\$495K	\$490K
	801, 10 Bellair St	Condo	1	1	7	\$799K	\$790K
28 September, 2016	312, 942 Yonge St	Condo	1	1	37	\$420K	\$400K
3 October, 2016	1802, 55 Scollard St	Condo	2	3	46	\$1,995K	\$1,950K
	2608, 32 Davenport Rd	Condo	2	2	32	\$820K	\$808K
5 October, 2016	182 Spadina Rd	Semi-Detached	3	4	26	\$1,500K	\$1,465K
	723 Markham St	Townhouse	4	3	7	\$995K	\$1,050K
	1401, 32 Davenport Rd	Condo	0	1	103	\$344K	\$335K
	1603, 914 Yonge St	Condo	0	1	21	\$280K	\$270K
6 October, 2016	2, 157 Madison Ave	Condo	1	1	2	\$695K	\$710K
	660 Markham St	Townhouse	4	2	0	\$1,297K	\$1,250K
	Ph108, 942 Yonge St	Condo	1	1	8	\$439K	\$439K
7 October, 2016	2801, 50 Yorkville Ave	Condo	2	3	18	\$3,388K	\$3,200K
9 October, 2016	517, 10 Bellair St	Condo	1	3	166	\$2,990K	\$2,800K
10 October, 2016	403, 942 Yonge St	Condo	1	1	34	\$439K	\$436K
11 October, 2016	609, 225 Davenport Rd	Condo	1	1	26	\$499K	\$483K

Data

Month, Day, Year of Sold Date	Address1	Property Type	Bedrooms	Washrooms	Days on the Market	List Price	Sold Price
12 October, 2016	603, 181 Davenport Rd	Condo	2	2	30	\$1,479K	\$1,450K
	1801, 1 Bedford Rd	Condo	2	3	23	\$2,750K	\$2,650K
13 October, 2016	31 Dupont St	Semi-Detached	5	6	10	\$1,395K	\$1,450K
	1304, 18 Yorkville Ave	Condo	1	1	11	\$449K	\$436K
	1905, 55 Scollard St	Condo	2	2	71	\$1,598K	\$1,550K
14 October, 2016	301, 68 Yorkville Ave	Condo	3	2	24	\$1,699K	\$1,640K
15 October, 2016	2802, 32 Davenport Rd	Condo	1	1	37	\$499K	\$505K
18 October, 2016	107, 95 Prince Arthur Ave	Condo	1	1	6	\$549K	\$646K
	125 Walmer Rd	Semi-Detached	6	3	1	\$1,850K	\$1,850K
	210, 295 Davenport Rd	Condo	2	2	20	\$739K	\$730K
	1704, 80 Cumberland Ave N	Condo	2	2	104	\$818K	\$795K
	Ph704, 77 McMurrich St	Condo	3	3	10	\$1,295K	\$1,345K
19 October, 2016	106 Belmont St	Detached	3	3	12	\$2,100K	\$2,190K
20 October, 2016	1603, 170 Avenue Rd	Condo	1	1	24	\$568K	\$565K
	2302, 175 Cumberland St	Condo	3	3	9	\$4,695K	\$4,400K
21 October, 2016	410, 77 McMurrich St	Condo	1	2	10	\$600K	\$610K
23 October, 2016	# 308, 284 Bloor St W	Condo	2	1	12	\$525K	\$495K
24 October, 2016	243 Bedford Rd	Semi-Detached	3	2	11	\$1,100K	\$1,300K
	Ph12, 77 McMurrich St	Condo	3	3	4	\$1,649K	\$1,745K
25 October, 2016	193R Brunswick Ave	Detached	3	5	5	\$2,395K	\$2,300K
26 October, 2016	111 Scollard St	Townhouse	3	5	13	\$5,500K	\$5,150K
27 October, 2016	633 Gladstone Ave	Detached	5	2	9	\$1,100K	\$1,135K
	1807, 32 Davenport Rd	Condo	2	2	36	\$899K	\$870K
	C09, 142 Pears Ave	Townhouse	3	3	7	\$980K	\$960K
31 October, 2016	604, 40 Scollard St	Condo	1	1	13	\$385K	\$380K
	713 Euclid Ave	Semi-Detached	3	3	5	\$899K	\$995K
	1102, 80 Yorkville Ave	Condo	2	2	20	\$1,980K	\$1,890K
1 November, 2016	3 Tranby Ave	Townhouse	3	3	8	\$1,828K	\$1,770K

Data

Month, Day, Year of Sold Date	Address1	Property Type	Bedrooms	Washrooms	Days on the Market	List Price	Sold Price
2 November, 2016	23 Lowther Ave	Townhouse	4	4	8	\$2,895K	\$2,615K
	120, 483 Dupont St	Townhouse	2	3	7	\$875K	\$902K
3 November, 2016	4D, 36 Hazelton Ave	Condo	2	3	8	\$4,295K	\$4,250K
5 November, 2016	403, 40 Scollard St	Condo	1	1	57	\$396K	\$388K
6 November, 2016	11 E Tranby Ave	Townhouse	3	3	24	\$1,595K	\$1,670K
	1505, 32 Davenport Rd	Condo	2	2	33	\$730K	\$715K
7 November, 2016	58 Boswell Ave	Detached	3	2	40	\$2,795K	\$2,545K
	1801, 18 Yorkville Ave	Condo	1	1	14	\$650K	\$650K
8 November, 2016	11, 232 St George St	Townhouse	2	2	7	\$699K	\$762K
9 November, 2016	615, 942 Yonge St	Condo	1	1	28	\$428K	\$410K
10 November, 2016	1007 Bathurst St	Other	5	5	28	\$1,400K	\$1,380K
11 November, 2016	35 Yarmouth Gdns	Semi-Detached	3	3	8	\$1,000K	\$1,250K
	95 Bedford Rd	Semi-Detached	4	4	38	\$3,250K	\$3,000K
	203, 21 Scollard St	Condo	1	1	3	\$400K	\$410K
	972 Bathurst St	Other	4	4	63	\$929K	\$899K
12 November, 2016	312, 3 Mcalpine St	Condo	2	2	5	\$700K	\$700K
	1708, 170 Avenue Rd	Condo	2	2	30	\$1,649K	\$1,635K
	2602, 32 Davenport Rd	Condo	1	1	48	\$539K	\$510K
13 November, 2016	313, 8 Scollard St	Condo	1	1	13	\$459K	\$454K
15 November, 2016	46 Elgin Ave	Semi-Detached	3	6	1	\$3,799K	\$3,725K
	115 Cottingham St	Semi-Detached	4	4	6	\$1,500K	\$1,800K
16 November, 2016	131 Walmer Rd	Semi-Detached	9	8	9	\$2,000K	\$2,248K
	1501, 68 Yorkville Ave	Condo	2	3	106	\$3,200K	\$3,100K
17 November, 2016	47 Elgin Ave	Semi-Detached	4	5	2	\$4,450K	\$4,600K
	351 Brunswick Ave	Detached	4	4	14	\$1,725K	\$1,713K
	2606, 32 Davenport Rd	Condo	2	2	24	\$769K	\$755K
18 November, 2016	402, 1331 Bay St	Condo	2	2	9	\$699K	\$655K
	501, 170 Avenue Rd	Condo	2	2	17	\$930K	\$935K

Data

Month, Day, Year of Sold Date	Address1	Property Type	Bedrooms	Washrooms	Days on the Market	List Price	Sold Price
18 November, 2016	878 Palmerston Ave	Detached	4	5	1	\$2,495K	\$2,700K
	1101, 40 Scollard St	Condo	1	1	9	\$395K	\$405K
19 November, 2016	101 Bedford Rd	Other	5	5	5	\$2,000K	\$2,101K
	306 Dupont St	Other	3	4	9	\$1,000K	\$1,200K
20 November, 2016	63 Alcorn Ave	Semi-Detached	2	2	32	\$1,250K	\$1,175K
	308, 32 Davenport Rd	Condo	1	1	104	\$469K	\$465K
21 November, 2016	139 Albany Ave	Detached	6	3	13	\$1,549K	\$1,725K
22 November, 2016	747 Palmerston Ave	Semi-Detached	3	3	6	\$999K	\$1,355K
24 November, 2016	1509, 170 Avenue Rd	Condo	2	3	79	\$2,200K	\$2,100K
25 November, 2016	27 Palmerston Gdns	Semi-Detached	4	2	41	\$1,155K	\$1,000K
	348 Dupont St	Semi-Detached	4	2	3	\$1,199K	\$1,330K
	2603, 1 Bedford Rd	Condo	2	3	9	\$2,190K	\$2,093K
27 November, 2016	419, 1 Bedford Rd	Condo	2	2	39	\$949K	\$920K
	1101, 190 St George St	Condo	2	2	5	\$949K	\$949K
28 November, 2016	76 Roxborough St W	Detached	4	5	4	\$4,150K	\$4,135K
	409, 4 Lowther Ave	Condo	2	2	4	\$1,895K	\$2,250K
30 November, 2016	304, 18 Yorkville Ave	Condo	1	1	21	\$418K	\$415K
	489 Clinton St S	Semi-Detached	3	1	9	\$799K	\$991K
	3103, 50 Yorkville Ave	Condo	2	3	86	\$4,100K	\$3,930K
2 December, 2016	404, 980 Yonge St	Condo	1	1	2	\$488K	\$482K
4 December, 2016	Ph6, 28 Ted Rogers Way	Condo	1	2	5	\$480K	\$465K
5 December, 2016	1503, 18 Yorkville Ave	Condo	1	1	31	\$440K	\$430K
	2202, 10 Bellair St	Condo	3	3	4	\$3,688K	\$3,688K
6 December, 2016	606, 4 Lowther Ave	Condo	2	3	77	\$1,498K	\$1,415K
	2012, 8 Park Rd	Condo	2	2	15	\$635K	\$641K
7 December, 2016	606, 110 Bloor St W	Condo	1	2	14	\$975K	\$955K
9 December, 2016	212, 77 Avenue Rd	Condo	2	3	93	\$2,425K	\$2,300K
	2102, 18 Yorkville Ave	Condo	2	2	58	\$749K	\$735K

Data

Month, Day, Year of Sold Date	Address1	Property Type	Bedrooms	Washrooms	Days on the Market	List Price	Sold Price
12 December, 2016	1008, 8 Scollard St	Condo	1	1	4	\$375K	\$380K
13 December, 2016	24 Annex Lane	Townhouse	4	3	13	\$1,580K	\$1,615K
	1604, 18 Yorkville Ave	Condo	1	1	18	\$428K	\$426K
19 December, 2016	308, 21 Scollard St	Condo	1	1	48	\$519K	\$510K
	404, 38 Avenue Rd	Condo	1	2	38	\$819K	\$819K
	602, 128 Hazelton Ave	Condo	3	3	21	\$5,236K	\$5,236K
20 December, 2016	311, 11 Christie St	Condo	1	1	13	\$369K	\$406K
21 December, 2016	802, 3 Mcalpine St	Condo	2	2	30	\$1,599K	\$1,585K
	901, 55 Scollard St	Condo	1	1	49	\$898K	\$888K
	2304, 32 Davenport Rd	Condo	1	1	79	\$619K	\$590K
23 December, 2016	Ph 8, 102 Bloor St W	Condo	3	3	88	\$2,595K	\$2,450K
5 January, 2017	3015, 155 Yorkville Ave	Condo	1	1	2	\$460K	\$450K
10 January, 2017	1308, 32 Davenport Rd	Condo	2	2	61	\$819K	\$815K
11 January, 2017	1806, 32 Davenport Rd	Condo	2	2	64	\$649K	\$638K
13 January, 2017	231 Albany Ave	Semi-Detached	3	3	4	\$1,250K	\$1,195K
15 January, 2017	410 Brunswick Ave	Detached	9	3	25	\$2,395K	\$2,150K
16 January, 2017	1004, 18 Yorkville Ave	Condo	1	1	7	\$440K	\$445K
	1205, 32 Davenport Rd	Condo	2	2	77	\$700K	\$685K
17 January, 2017	139 Christie St	Detached	2	1	6	\$499K	\$988K
	565 Palmerston Ave	Semi-Detached	3	3	6	\$999K	\$1,375K
24 January, 2017	12, 228 St George St	Townhouse	2	1	14	\$480K	\$472K
	22 Belmont St	Townhouse	3	3	7	\$1,700K	\$1,750K
	38 Vermont Ave	Detached	5	3	6	\$1,200K	\$1,445K
	604, 38 Avenue Rd	Condo	1	2	8	\$849K	\$855K
25 January, 2017	705, 38 Avenue Rd	Condo	2	2	21	\$1,395K	\$1,350K
28 January, 2017	302, 277 Davenport Rd	Condo	2	3	12	\$2,774K	\$2,774K
29 January, 2017	2706, 32 Davenport Rd	Condo	2	2	3	\$725K	\$716K
30 January, 2017	154 Albany Ave	Detached	3	5	6	\$2,500K	\$2,410K

Data

Month, Day, Year of Sold Date	Address1	Property Type	Bedrooms	Washrooms	Days on the Market	List Price	Sold Price
30 January, 2017	770 Palmerston Ave	Semi-Detached	4	2	7	\$999K	\$1,505K
	Ph 2, 170 Avenue Rd	Condo	3	4	18	\$5,800K	\$5,650K
31 January, 2017	201, 3 Mcalpine St	Condo	2	1	82	\$620K	\$605K
	214, 783 Bathurst St	Condo	2	2	0	\$569K	\$569K
	1102, 40 Scollard St	Condo	1	1	1	\$449K	\$472K
1 February, 2017	7, 232 St George St	Townhouse	2	2	9	\$589K	\$701K
	165 Brunswick Ave	Semi-Detached	4	4	9	\$999K	\$1,368K
2 February, 2017	60A Oriole Rd	Semi-Detached	3	4	43	\$2,395K	\$2,275K
	304, 380 Macpherson Ave	Condo	2	2	1	\$995K	\$1,165K
	704, 38 Avenue Rd	Condo	1	2	14	\$799K	\$830K
3 February, 2017	402, 380 Macpherson Ave	Condo	2	2	4	\$699K	\$735K
5 February, 2017	305, 32 Davenport Rd	Condo	1	1	18	\$450K	\$437K
	405, 3 Mcalpine St	Condo	1	1	10	\$530K	\$520K
6 February, 2017	138 Macpherson Ave	Semi-Detached	2	4	0	\$3,780K	\$4,200K
	138 Madison Ave	Detached	9	7	17	\$5,999K	\$5,285K
7 February, 2017	2005, 55 Scollard St	Condo	2	2	19	\$1,695K	\$1,645K
	2904, 50 Yorkville Ave	Condo	2	3	6	\$4,198K	\$4,173K
8 February, 2017	703, 170 Avenue Rd	Condo	1	1	15	\$450K	\$439K
	807, 181 Davenport Rd	Condo	2	2	47	\$1,199K	\$1,150K
10 February, 2017	2003, 1 Bedford Rd	Condo	2	2	2	\$1,275K	\$1,225K
14 February, 2017	3 Gibson Ave	Semi-Detached	3	4	6	\$2,689K	\$2,755K
	19 Roxborough St W	Semi-Detached	4	3	1	\$4,000K	\$4,000K
	129 Barton Ave	Detached	4	2	6	\$1,200K	\$1,575K
	3105, 18 Yorkville Ave	Condo	1	1	14	\$579K	\$568K
15 February, 2017	302, 181 Davenport Rd	Condo	2	2	2	\$949K	\$974K
	2307, 32 Davenport Rd	Condo	2	2	34	\$1,450K	\$1,410K
16 February, 2017	811, 170 Avenue Rd	Condo	2	3	2	\$1,579K	\$1,550K
17 February, 2017	1410, 8 Scollard St	Condo	2	2	64	\$1,059K	\$1,040K

Data

Month, Day, Year of Sold Date	Address1	Property Type	Bedrooms	Washrooms	Days on the Market	List Price	Sold Price
21 February, 2017	553 Clinton St	Semi-Detached	3	2	7	\$969K	\$1,400K
	1201, 155 Cumberland St	Condo	3	4	35	\$7,250K	\$7,000K
	2805, 32 Davenport Rd	Condo	2	2	12	\$770K	\$769K
	3003, 155 Yorkville Ave	Condo	2	2	124	\$749K	\$740K
22 February, 2017	1608, 32 Davenport Rd	Condo	2	2	1	\$849K	\$849K
23 February, 2017	1015, 942 Yonge St	Condo	1	1	8	\$488K	\$520K
24 February, 2017	1202, 32 Davenport Rd	Condo	1	1	71	\$510K	\$503K
27 February, 2017	535 Dupont St	Semi-Detached	4	2	5	\$799K	\$1,046K
	1005, 15 McMurrich St	Condo	3	2	87	\$1,200K	\$1,100K
	1014, 155 Yorkville Ave	Condo	1	1	5	\$499K	\$575K
28 February, 2017	135 Macpherson Ave	Semi-Detached	3	3	12	\$1,495K	\$2,210K
	202, 142 Spadina Rd	Condo	2	2	6	\$649K	\$776K
	703 Dupont St	Semi-Detached	3	3	8	\$900K	\$1,285K
1 March, 2017	2, 228 St. George St	Townhouse	2	2	7	\$559K	\$820K
	105, 15 McMurrich St	Condo	3	3	7	\$1,100K	\$1,126K
	422, 942 Yonge St	Condo	1	1	26	\$599K	\$520K
3 March, 2017	485 Clinton St	Detached	4	2	100	\$1,499K	\$1,388K
	906, 170 Avenue Rd	Condo	2	2	23	\$819K	\$850K
4 March, 2017	723 Markham St	Townhouse	4	3	17	\$1,299K	\$1,275K
5 March, 2017	2504, 200 Bloor St W	Condo	2	2	2	\$890K	\$945K
6 March, 2017	1206, 32 Davenport Rd	Condo	2	2	25	\$770K	\$758K
7 March, 2017	508, 284 Bloor St W	Condo	2	1	12	\$529K	\$515K
8 March, 2017	6, 31 Walmer Rd	Townhouse	3	3	7	\$1,099K	\$1,436K
	305, 3 Mcalpine St	Condo	1	1	13	\$540K	\$565K
	423 Brunswick Ave	Detached	5	5	6	\$2,499K	\$3,130K
	503, 181 Davenport Rd	Condo	1	1	63	\$700K	\$740K
	528 Huron St	Semi-Detached	4	5	23	\$2,750K	\$2,585K
	2002, 55 Scollard St	Condo	2	3	4	\$2,225K	\$2,275K

Data

Month, Day, Year of Sold Date	Address1	Property Type	Bedrooms	Washrooms	Days on the Market	List Price	Sold Price
9 March, 2017	99A Walmer Rd	Townhouse	2	3	7	\$998K	\$1,099K
	494 Brunswick Ave	Detached	4	4	1	\$2,849K	\$3,050K
	1203, 8 Scollard St	Condo	2	3	97	\$1,475K	\$1,475K
12 March, 2017	317, 783 Bathurst St	Condo	1	1	6	\$459K	\$465K
13 March, 2017	1803, 18 Yorkville Ave	Condo	1	1	13	\$449K	\$465K
14 March, 2017	310, 38 Avenue Rd	Condo	1	2	68	\$1,835K	\$1,835K
15 March, 2017	2103, 32 Davenport Rd	Condo	2	2	57	\$813K	\$803K
16 March, 2017	18 Loretto Lane	Townhouse	2	2	14	\$849K	\$849K
	1039 Bathurst St, Toronto	Semi-Detached	4	2	11	\$1,000K	\$970K
18 March, 2017	30 Gibson Ave	Semi-Detached	3	5	17	\$2,749K	\$2,649K
	819, 1 Bedford Rd	Condo	1	1	2	\$599K	\$670K
19 March, 2017	708, 170 Avenue Rd	Condo	2	2	4	\$729K	\$750K
20 March, 2017	98 Olive Ave	Semi-Detached	3	3	13	\$999K	\$1,210K
	701, 68 Yorkville Ave	Condo	3	4	103	\$2,995K	\$2,800K
	3404, 50 Yorkville Ave	Condo	2	3	16	\$4,695K	\$4,250K
21 March, 2017	31 Tranby Ave	Townhouse	4	2	8	\$1,998K	\$2,050K
	607, 102 Bloor St W	Condo	1	1	7	\$515K	\$589K
22 March, 2017	505, 8 Scollard St	Condo	1	1	19	\$460K	\$471K
23 March, 2017	156 Macpherson Ave	Semi-Detached	3	3	9	\$2,195K	\$2,338K
	758 Markham St	Detached	5	4	7	\$1,950K	\$1,655K
24 March, 2017	706, 102 Bloor St	Condo	1	1	4	\$479K	\$580K
	1904, 175 Cumberland St	Condo	1	2	16	\$1,549K	\$1,410K
27 March, 2017	11 Yarmouth Gdns	Semi-Detached	4	3	5	\$849K	\$1,150K
	227 Macpherson Ave	Semi-Detached	3	2	6	\$1,395K	\$1,305K
	466 Clinton St	Townhouse	3	1	6	\$850K	\$925K
28 March, 2017	102, 225 Davenport Rd	Condo	1	1	6	\$489K	\$545K
	103, 11 Christie St	Condo	1	1	15	\$385K	\$402K
29 March, 2017	47 Kendal Ave	Semi-Detached	4	4	2	\$1,995K	\$2,320K

Data

Month, Day, Year of Sold Date	Address1	Property Type	Bedrooms	Washrooms	Days on the Market	List Price	Sold Price
29 March, 2017	138 Barton Ave	Detached	3	1	9	\$889K	\$1,502K
	147 Madison Ave	Detached	4	6	19	\$3,695K	\$3,223K
	208, 77 McMurrich St	Condo	2	2	7	\$949K	\$1,100K
	404, 181 Davenport Rd	Condo	2	3	13	\$1,575K	\$1,575K
	504, 1331 Bay St	Condo	2	2	9	\$635K	\$615K
30 March, 2017	249 Albany Ave	Detached	3	3	10	\$2,198K	\$2,560K
2 April, 2017	302, 32 Davenport Rd	Condo	2	2	16	\$928K	\$945K
	713 Euclid Ave	Semi-Detached	3	3	5	\$1,000K	\$1,550K
3 April, 2017	38A McMurrich St	Townhouse	2	2	6	\$898K	\$1,205K
	214 Macpherson Ave	Semi-Detached	3	3	31	\$1,895K	\$1,750K
4 April, 2017	20 Gibson Ave	Townhouse	3	4	7	\$1,995K	\$2,280K
	514, 18 Yorkville Ave	Condo	1	1	5	\$560K	\$572K
	607, 32 Davenport Rd	Condo	2	2	109	\$860K	\$830K
5 April, 2017	119 Davenport Rd	Townhouse	3	4	7	\$1,995K	\$3,000K
	405, 77 Avenue Rd	Condo	3	3	7	\$1,795K	\$1,745K
	502, 164 Cumberland St	Condo	2	2	64	\$1,399K	\$1,322K
	Ph703, 77 McMurrich St	Condo	2	3	16	\$1,320K	\$1,320K
6 April, 2017	202, 385 Brunswick Ave	Condo	1	1	15	\$699K	\$700K
	308, 68 Yorkville Ave	Condo	2	2	134	\$1,295K	\$1,260K
	405, 55 Scollard St	Condo	1	1	76	\$1,050K	\$950K
	1107, 942 Yonge St	Condo	1	1	0	\$389K	\$501K
7 April, 2017	603, 68 Yorkville Ave	Condo	1	1	11	\$719K	\$719K
	2200, 38 Avenue Rd	Condo	3	3	4	\$3,995K	\$4,202K
8 April, 2017	93 Marlborough Ave	Semi-Detached	3	3	5	\$1,995K	\$2,175K
10 April, 2017	91 Macpherson Ave	Semi-Detached	4	5	6	\$2,999K	\$3,600K
	302, 330 Davenport Rd	Condo	2	2	7	\$850K	\$947K
	1203, 88 Davenport Rd	Condo	3	3	143	\$3,375K	\$3,300K
11 April, 2017	401, 80 Yorkville Ave	Condo	1	1	14	\$1,099K	\$1,080K

Data

Month, Day, Year of Sold Date	Address1	Property Type	Bedrooms	Washrooms	Days on the Market	List Price	Sold Price
11 April, 2017	1205, 55 Scollard St	Condo	2	2	11	\$1,800K	\$1,750K
12 April, 2017	60 Boswell Ave	Semi-Detached	3	3	8	\$1,999K	\$2,320K
	202, 74 Spadina Rd	Condo	2	1	5	\$400K	\$601K
	1506, 32 Davenport Rd	Condo	2	2	13	\$769K	\$760K
13 April, 2017	18 Alex Mews	Townhouse	2	3	9	\$1,600K	\$1,600K
	1118, 155 Yorkville Ave N	Condo	2	2	156	\$730K	\$769K
	1404, 88 Davenport Rd	Condo	2	3	50	\$2,900K	\$2,800K
15 April, 2017	1108, 40 Scollard St	Condo	1	1	3	\$530K	\$529K
	2507, 32 Davenport Rd	Condo	2	2	31	\$1,460K	\$1,445K
16 April, 2017	44 Belmont St	Townhouse	3	3	19	\$1,855K	\$1,850K
17 April, 2017	1507, 40 Scollard St	Condo	1	1	6	\$430K	\$561K
	1707, 10 Bellair St	Condo	2	3	7	\$2,790K	\$2,700K
	2003, 32 Davenport Rd	Condo	2	2	11	\$808K	\$805K
18 April, 2017	40 Belmont St	Townhouse	2	2	7	\$1,295K	\$1,267K
19 April, 2017	501, 55 Scollard St	Condo	1	2	16	\$1,525K	\$1,485K
	503, 11 Christie St	Condo	1	1	7	\$588K	\$585K
20 April, 2017	801, 181 Davenport Rd	Condo	2	3	16	\$2,795K	\$2,690K
21 April, 2017	87 Pears Ave	Townhouse	3	4	9	\$1,850K	\$1,850K
	208, 88 Davenport Rd	Condo	2	2	64	\$1,697K	\$1,638K
23 April, 2017	812, 95 Prince Arthur Ave	Condo	1	1	6	\$599K	\$690K
24 April, 2017	1105, 175 Cumberland St	Condo	1	2	14	\$1,450K	\$1,445K
25 April, 2017	719 Euclid Ave	Semi-Detached	3	3	6	\$1,000K	\$1,585K
	915 Manning Ave	Detached	3	4	7	\$1,400K	\$1,425K
26 April, 2017	10 Bernard Ave	Detached	3	4	7	\$3,495K	\$3,750K
	19 Wells St	Townhouse	5	2	7	\$1,195K	\$1,267K
	2202, 1 Bedford Rd	Condo	2	3	6	\$2,202K	\$2,400K
27 April, 2017	201, 102 Bloor St W	Condo	1	1	7	\$539K	\$640K
	603, 32 Davenport Rd	Condo	2	2	55	\$820K	\$812K

Data

Month, Day, Year of Sold Date	Address1	Property Type	Bedrooms	Washrooms	Days on the Market	List Price	Sold Price
27 April, 2017	2302, 32 Davenport Rd	Condo	1	1	49	\$620K	\$590K
	C3, 142 Pears Ave	Townhouse	3	3	7	\$1,089K	\$1,050K
28 April, 2017	38 Elgin Ave W	Semi-Detached	5	4	11	\$2,000K	\$2,305K
	87 Olive Ave	Semi-Detached	3	2	2	\$998K	\$1,363K
	101, 391 Brunswick Ave	Condo	2	2	8	\$949K	\$1,063K
	505, 980 Yonge St	Condo	2	2	3	\$769K	\$885K
29 April, 2017	502, 88 Davenport Rd	Condo	2	2	5	\$1,819K	\$1,850K
	1109, 102 Bloor St W	Condo	2	2	17	\$1,350K	\$1,350K
30 April, 2017	27A Elgin Ave	Detached	4	4	6	\$4,985K	\$5,150K
2 May, 2017	4, 217 St George St	Townhouse	1	1	6	\$500K	\$550K
	621 Clinton St	Detached	3	2	7	\$1,300K	\$1,380K
	901, 40 Scollard St	Condo	1	1	12	\$450K	\$440K
	2604, 18 Yorkville Ave	Condo	1	1	6	\$600K	\$633K
3 May, 2017	9 Barton Ave	Semi-Detached	3	5	8	\$2,749K	\$2,955K
4 May, 2017	17 Boswell Ave	Semi-Detached	3	3	9	\$1,998K	\$2,440K
	38 Wells St	Detached	4	4	7	\$2,190K	\$2,550K
	107, 21 Scollard St	Condo	1	2	2	\$550K	\$650K
	1806, 914 Yonge St	Condo	1	1	10	\$440K	\$440K
	2905, 32 Davenport Rd	Condo	3	3	22	\$2,689K	\$2,550K
5 May, 2017	900 Manning Ave	Detached	3	5	8	\$1,750K	\$1,800K
6 May, 2017	1208, 102 Bloor St W	Condo	2	2	3	\$1,150K	\$1,320K
7 May, 2017	310, 8 Scollard St	Condo	0	1	5	\$328K	\$390K
	3102, 50 Yorkville Ave	Condo	2	3	144	\$3,580K	\$3,100K
8 May, 2017	403, 181 Davenport Rd	Condo	1	1	55	\$739K	\$705K
	794 Palmerston Ave	Semi-Detached	3	2	6	\$939K	\$1,175K
9 May, 2017	35 Palmerston Gdns	Semi-Detached	4	3	8	\$1,287K	\$1,389K
	40 Dupont St	Semi-Detached	4	2	6	\$1,389K	\$1,750K
	519, 942 Yonge St	Condo	1	1	11	\$488K	\$507K

Data

Month, Day, Year of Sold Date	Address1	Property Type	Bedrooms	Washrooms	Days on the Market	List Price	Sold Price
9 May, 2017	Ph 6, 77 Avenue Rd	Condo	3	5	35	\$5,199K	\$5,050K
11 May, 2017	709, 170 Avenue Rd	Condo	1	1	9	\$568K	\$560K
12 May, 2017	405 Brunswick Ave	Semi-Detached	4	7	9	\$3,295K	\$3,280K
	1601, 88 Davenport Rd	Condo	3	3	4	\$2,688K	\$2,575K
14 May, 2017	427, 1 Bedford Rd	Condo	1	1	6	\$620K	\$635K
15 May, 2017	1002, 900 Yonge St	Condo	2	2	6	\$899K	\$850K
16 May, 2017	48 Follis Ave	Townhouse	4	2	6	\$900K	\$1,129K
	705, 11 Christie St	Condo	1	2	7	\$589K	\$640K
	903, 55 Scollard St	Condo	2	3	95	\$2,600K	\$2,450K
17 May, 2017	6 London St	Semi-Detached	3	3	7	\$1,049K	\$1,200K
	84 London St	Townhouse	3	2	0	\$1,049K	\$1,056K
	109 Roxborough St W	Semi-Detached	4	4	9	\$1,995K	\$2,100K
	202, 77 McMurrich St	Condo	2	2	5	\$998K	\$1,080K
	301, 206 Bloor St W	Condo	2	3	29	\$2,368K	\$2,300K
18 May, 2017	5 Palmerston Gdns	Semi-Detached	5	2	3	\$1,449K	\$1,449K
	28 Dalton Rd	Detached	5	5	10	\$1,490K	\$1,752K
	95 Spadina Rd	Detached	6	8	2	\$4,000K	\$3,850K
	Ph207, 8 Scollard St	Condo	0	1	12	\$330K	\$320K
19 May, 2017	2201, 200 Bloor St W	Condo	2	2	97	\$1,200K	\$1,200K
20 May, 2017	271 Delaware Ave	Detached	3	2	5	\$851K	\$962K
	307, 80 Cumberland St	Condo	2	2	2	\$650K	\$650K
21 May, 2017	1502, 80 Cumberland St	Condo	2	3	12	\$939K	\$920K
23 May, 2017	113, 77 McMurrich St	Condo	2	2	22	\$990K	\$990K
	2806, 32 Davenport Rd	Condo	2	2	15	\$780K	\$770K
24 May, 2017	7 Annex Lane	Townhouse	3	3	20	\$1,549K	\$1,500K
25 May, 2017	908, 32 Davenport Rd	Condo	2	2	28	\$850K	\$839K
	1901, 32 Davenport Rd	Condo	0	1	99	\$399K	\$380K
26 May, 2017	702, 88 Davenport Rd	Condo	2	2	1	\$2,039K	\$2,039K

Data

Month, Day, Year of Sold Date	Address1	Property Type	Bedrooms	Washrooms	Days on the Market	List Price	Sold Price
26 May, 2017	1203, 80 Yorkville Ave	Condo	2	3	11	\$2,695K	\$2,701K
27 May, 2017	102 Macpherson Ave	Semi-Detached	3	3	4	\$1,395K	\$1,825K
28 May, 2017	906, 32 Davenport Rd	Condo	2	2	7	\$699K	\$735K
29 May, 2017	104 Macpherson Ave	Townhouse	4	2	5	\$1,698K	\$1,900K
	509, 170 Avenue Rd	Condo	1	1	34	\$568K	\$590K
30 May, 2017	36 Chicora Ave	Semi-Detached	2	2	7	\$899K	\$1,304K
	257 Howland Ave	Semi-Detached	3	2	7	\$888K	\$1,108K
31 May, 2017	226 Howland Ave	Detached	4	4	8	\$1,999K	\$2,100K
1 June, 2017	74 Macpherson Ave	Detached	3	4	6	\$2,395K	\$2,550K
	710, 110 Bloor St W	Condo	2	2	24	\$1,299K	\$1,480K
	1711, 914 Yonge St	Condo	2	1	3	\$639K	\$620K
2 June, 2017	636 Huron St	Semi-Detached	5	4	16	\$1,549K	\$1,600K
5 June, 2017	2107, 175 Cumberland St	Condo	2	2	11	\$1,895K	\$1,850K
6 June, 2017	25 Chicora Ave	Detached	4	4	7	\$2,195K	\$2,150K
	33 Gibson Ave	Townhouse	3	5	6	\$2,349K	\$2,600K
	202, 900 Yonge St	Condo	2	2	6	\$1,020K	\$1,000K
	1103, 32 Davenport Rd	Condo	2	2	32	\$799K	\$770K
	#2, 234 St George St	Townhouse	2	2	6	\$925K	\$925K
7 June, 2017	152 Walmer Rd	Detached	5	4	6	\$3,995K	\$4,500K
8 June, 2017	72 Roxborough St W	Semi-Detached	5	5	7	\$3,549K	\$3,549K
	81 Macpherson Ave	Detached	4	4	2	\$3,788K	\$4,250K
	90 Bedford Rd	Semi-Detached	3	4	6	\$2,895K	\$2,725K
	162 Yarmouth Rd	Semi-Detached	2	3	6	\$1,029K	\$975K
9 June, 2017	705, 190 St George St	Condo	2	2	3	\$949K	\$950K
12 June, 2017	97 Kendal Ave	Detached	5	4	7	\$2,490K	\$2,718K
	2901, 1 Bedford Rd	Condo	2	3	5	\$3,288K	\$3,400K
	Ph2011, 914 Yonge St S	Condo	2	1	13	\$819K	\$765K
14 June, 2017	2615, 155 Yorkville Ave	Condo	1	1	9	\$440K	\$440K

Data

Month, Day, Year of Sold Date	Address1	Property Type	Bedrooms	Washrooms	Days on the Market	List Price	Sold Price
15 June, 2017	6, 230 St George St	Townhouse	2	3	9	\$773K	\$750K
	604, 170 Avenue Rd	Condo	2	2	6	\$889K	\$870K
	706, 155 Yorkville Ave	Condo	1	1	66	\$419K	\$415K
16 June, 2017	527, 1 Bedford Rd	Condo	1	1	10	\$679K	\$668K
19 June, 2017	503, 74 Spadina Rd	Condo	2	1	10	\$539K	\$539K
21 June, 2017	406, 68 Yorkville Ave	Condo	2	3	14	\$2,250K	\$2,075K
	641 Huron St	Detached	5	5	7	\$2,499K	\$2,499K
22 June, 2017	256 Howland Ave	Semi-Detached	4	2	7	\$780K	\$850K
	538 Brunswick Ave	Detached	6	5	2	\$1,250K	\$1,375K
23 June, 2017	206, 181 Davenport Rd	Condo	2	2	13	\$825K	\$790K
	786 Palmerston Ave	Semi-Detached	3	2	10	\$1,039K	\$1,255K
25 June, 2017	3104, 50 Yorkville Ave	Condo	2	3	2	\$4,350K	\$4,280K
26 June, 2017	Ph3, 88 Davenport Rd W	Condo	4	5	357	\$13,750K	\$11,500K
27 June, 2017	525 Clinton St	Detached	3	1	5	\$1,200K	\$1,100K
28 June, 2017	1, 403 Brunswick Ave	Condo	2	3	1	\$799K	\$791K
	41 Chicora Ave	Semi-Detached	5	4	14	\$1,998K	\$1,925K
	311, 77 McMurrich St	Condo	1	1	6	\$499K	\$530K
29 June, 2017	68 Yorkville Ave	Condo	3	4	8	\$4,900K	\$5,000K
	112, 21 Scollard St	Condo	1	2	8	\$575K	\$575K
	130 Macpherson Ave	Other	0	27	16	\$5,400K	\$5,400K
	308, 18A Hazelton Ave	Condo	1	1	15	\$800K	\$775K
	3020, 155 Yorkville Ave	Condo	1	1	23	\$558K	\$538K
30 June, 2017	403, 77 McMurrich St	Condo	1	1	38	\$685K	\$667K
	410, 32 Davenport Rd	Condo	1	1	11	\$510K	\$500K
	Th#7, 385 Brunswick Ave	Townhouse	3	3	10	\$1,725K	\$1,720K
4 July, 2017	222 Bedford Rd	Townhouse	3	2	10	\$1,499K	\$1,525K
	3201, 155 Yorkville Ave	Condo	4	5	106	\$6,000K	\$5,375K
5 July, 2017	1002, 88 Davenport Rd	Condo	3	2	63	\$2,100K	\$2,125K

Data

Month, Day, Year of Sold Date	Address1	Property Type	Bedrooms	Washrooms	Days on the Market	List Price	Sold Price
6 July, 2017	122 Albany Ave	Detached	5	5	16	\$2,095K	\$2,015K
	526 Huron St	Detached	9	6	12	\$2,200K	\$2,060K
	703, 900 Yonge St	Condo	2	2	94	\$975K	\$950K
7 July, 2017	3016, 155 Yorkville Ave	Condo	1	1	14	\$440K	\$440K
10 July, 2017	661 Huron St	Detached	9	11	234	\$4,400K	\$7,000K
	663-665 Huron St	Detached	9	8	234	\$3,500K	\$7,000K
12 July, 2017	3107, 155 Yorkville Ave	Condo	1	1	50	\$639K	\$625K
14 July, 2017	576 Clinton St	Semi-Detached	3	1	1	\$895K	\$1,100K
15 July, 2017	751 Dupont St	Detached	3	2	11	\$1,049K	\$937K
20 July, 2017	31 Chicora Ave	Detached	3	4	8	\$2,475K	\$2,436K
	711, 8 Scollard St	Condo	1	1	13	\$490K	\$490K
21 July, 2017	161/163 Marlborough Pl	Other	2	2	45	\$1,400K	\$1,420K
	215 Albany Ave	Semi-Detached	4	3	37	\$1,899K	\$1,830K
	310, 181 Davenport Rd	Condo	3	2	14	\$1,649K	\$1,560K
	704, 155 Yorkville Ave	Condo	1	1	102	\$575K	\$565K
	2002, 32 Davenport Rd	Condo	1	1	15	\$555K	\$535K
23 July, 2017	474 Clinton St	Townhouse	3	3	4	\$879K	\$925K
	807, 155 Yorkville Ave	Condo	1	1	39	\$599K	\$609K
24 July, 2017	503, 77 McMurrich St	Condo	1	1	32	\$680K	\$667K
	512, 95 Prince Arthur Ave	Condo	1	1	47	\$688K	\$662K
	2704, 50 Yorkville Ave	Condo	2	3	18	\$4,595K	\$4,555K
25 July, 2017	316, 1 Bedford Rd	Condo	2	2	12	\$989K	\$990K
	407, 284 Bloor St W	Condo	2	1	11	\$536K	\$518K
	502, 38 Avenue Rd	Condo	1	1	6	\$695K	\$750K
	802, 32 Davenport Rd	Condo	1	1	48	\$538K	\$520K
26 July, 2017	315, 32 Davenport Rd	Condo	0	1	11	\$400K	\$400K
28 July, 2017	740 Crawford St	Detached	3	2	2	\$1,335K	\$1,621K
29 July, 2017	2205, 200 Bloor St W	Condo	1	2	23	\$845K	\$805K

Data

Month, Day, Year of Sold Date	Address1	Property Type	Bedrooms	Washrooms	Days on the Market	List Price	Sold Price
1 August, 2017	501, 74 Spadina Rd	Condo	2	1	36	\$539K	\$535K
3 August, 2017	3 London St	Semi-Detached	6	3	2	\$999K	\$980K
	1039 Bathurst St	Semi-Detached	4	2	48	\$959K	\$945K
5 August, 2017	505, 181 Davenport Rd	Condo	2	1	29	\$800K	\$785K
8 August, 2017	901, 8 Scollard St	Condo	1	1	15	\$462K	\$450K
	2005, 1 Bedford Rd	Condo	2	3	49	\$2,499K	\$2,470K
	2007, 200 Bloor St W	Condo	1	2	11	\$798K	\$788K
9 August, 2017	15 Elgin Ave	Semi-Detached	3	4	51	\$3,595K	\$3,430K
	202, 55 Scollard St	Condo	1	2	59	\$1,195K	\$1,150K
10 August, 2017	127 Madison Ave	Semi-Detached	6	5	8	\$1,595K	\$1,751K
	805, 40 Scollard St	Condo	1	1	8	\$519K	\$513K
	1003, 80 Yorkville Ave	Condo	2	3	2	\$2,798K	\$2,800K
12 August, 2017	139 Barton Ave	Detached	4	5	26	\$1,880K	\$1,860K
14 August, 2017	503, 170 Avenue Rd	Condo	1	1	26	\$469K	\$460K
	1504, 914 Yonge St	Condo	1	1	11	\$385K	\$385K
15 August, 2017	3103, 200 Bloor St W	Condo	2	3	84	\$1,772K	\$1,770K
16 August, 2017	394 Dupont St	Semi-Detached	5	2	16	\$1,295K	\$1,250K
17 August, 2017	805, 110 Bloor St W	Condo	3	3	3	\$1,950K	\$2,000K
	907, 80 Cumberland St	Condo	2	2	66	\$678K	\$639K
18 August, 2017	320, 155 Yorkville Ave	Condo	1	1	24	\$650K	\$650K
20 August, 2017	2102, 200 Bloor St W	Condo	2	2	4	\$999K	\$1,110K
21 August, 2017	1908, 18 Yorkville Ave	Condo	1	1	13	\$490K	\$488K
	1916, 155 Yorkville Ave	Condo	1	1	55	\$449K	\$425K
22 August, 2017	1803, 175 Cumberland St	Condo	3	3	67	\$3,998K	\$3,650K
	2202, 32 Davenport Rd	Condo	1	1	27	\$588K	\$580K
24 August, 2017	1, 217 St George St	Condo	2	2	44	\$699K	\$675K
	405, 55 Scollard St	Condo	1	1	115	\$975K	\$850K
27 August, 2017	415, 155 Yorkville Ave	Condo	1	1	69	\$429K	\$415K

Data

Month, Day, Year of Sold Date	Address1	Property Type	Bedrooms	Washrooms	Days on the Market	List Price	Sold Price
27 August, 2017	1207, 32 Davenport Rd	Condo	2	2	12	\$1,018K	\$970K
28 August, 2017	304, 284 Bloor St W	Condo	1	1	42	\$480K	\$470K
	804, 3 Mcalpine St	Condo	2	2	25	\$1,149K	\$1,020K
29 August, 2017	48 Rathnelly Ave	Semi-Detached	3	3	14	\$2,350K	\$2,250K
30 August, 2017	308 St George St	Semi-Detached	6	3	1	\$1,595K	\$1,850K
	717 Palmerston Ave	Semi-Detached	3	1	7	\$898K	\$850K
31 August, 2017	106, 77 McMurrich St	Condo	1	1	1	\$750K	\$750K
	1504, 32 Davenport Rd	Condo	1	1	27	\$550K	\$534K
1 September, 2017	1701, 175 Cumberland St	Condo	2	2	85	\$1,360K	\$1,280K
5 September, 2017	3101, 50 Yorkville Ave	Condo	2	3	20	\$3,595K	\$3,500K
6 September, 2017	420, 155 Yorkville Ave	Condo	1	1	106	\$550K	\$530K
	1907, 200 Bloor St W	Condo	1	2	49	\$729K	\$745K
	2202, 200 Bloor St W	Condo	2	2	1	\$999K	\$1,111K
8 September, 2017	602, 55 Scollard St	Condo	1	1	51	\$849K	\$820K
	1403, 32 Davenport Rd	Condo	2	2	147	\$815K	\$790K
	2915, 155 Yorkville Ave	Condo	2	2	23	\$1,300K	\$1,245K
11 September, 2017	54 Admiral Rd	Detached	5	5	82	\$3,595K	\$3,150K
12 September, 2017	213, 77 McMurrich St	Condo	1	1	11	\$700K	\$700K
	506, 77 Avenue Rd	Condo	1	2	34	\$1,150K	\$1,135K
13 September, 2017	307E, 18A Hazelton Ave	Condo	1	2	8	\$875K	\$830K
15 September, 2017	46 Barton Ave	Other	8	6	71	\$2,900K	\$2,600K
	505, 40 Scollard St	Condo	1	1	29	\$479K	\$465K
	2108, 32 Davenport Rd	Condo	2	2	86	\$939K	\$881K
16 September, 2017	509, 225 Davenport Rd	Condo	1	1	1	\$489K	\$515K
18 September, 2017	527, 280 Howland Ave	Condo	1	1	39	\$520K	\$520K
	546 Clinton St	Semi-Detached	3	2	6	\$925K	\$1,066K
19 September, 2017	487 Clinton St	Detached	4	2	7	\$1,099K	\$1,278K
20 September, 2017	2601, 32 Davenport Rd	Condo	0	1	50	\$385K	\$378K

Data

Month, Day, Year of Sold Date	Address1	Property Type	Bedrooms	Washrooms	Days on the Market	List Price	Sold Price
21 September, 2017	10 Webster Ave	Semi-Detached	3	4	2	\$2,149K	\$2,089K
	95 Roxborough St W	Semi-Detached	5	4	3	\$2,695K	\$2,800K
	202, 3 Mcalpine St	Condo	1	1	8	\$559K	\$559K
	401, 55 Scollard St	Condo	1	2	21	\$1,350K	\$1,330K
	2010, 110 Bloor St W	Condo	3	4	14	\$2,598K	\$2,250K
22 September, 2017	245 Albany Ave	Semi-Detached	3	4	10	\$1,679K	\$1,615K
	706, 99 Avenue Rd	Condo	2	2	16	\$975K	\$970K
23 September, 2017	1306, 110 Bloor St	Condo	1	2	40	\$849K	\$818K
26 September, 2017	37 Yarmouth Gdns	Semi-Detached	4	3	6	\$1,449K	\$1,536K
	76 Hazelton Ave	Semi-Detached	3	3	7	\$3,000K	\$3,600K
	566 Palmerston Ave	Townhouse	4	2	7	\$1,299K	\$1,335K
28 September, 2017	1903, 80 Cumberland St	Condo	3	3	8	\$1,325K	\$1,260K
29 September, 2017	109, 483 Dupont St	Townhouse	2	2	16	\$1,095K	\$1,070K
	703, 55 Scollard St	Condo	1	2	102	\$1,339K	\$1,300K
	799 Euclid Ave	Semi-Detached	4	4	2	\$1,490K	\$1,645K
3 October, 2017	713, 980 Yonge St	Condo	2	2	31	\$880K	\$840K
	811, 170 Avenue Rd	Condo	2	3	12	\$1,729K	\$1,700K
4 October, 2017	176 Bedford Rd	Other	2	3	182	\$4,680K	\$4,450K
5 October, 2017	70 Madison Ave	Semi-Detached	5	4	121	\$3,195K	\$2,850K
	409, 77 McMurrich St	Condo	1	2	8	\$700K	\$689K
	1805, 170 Avenue Rd	Condo	2	2	23	\$1,295K	\$1,275K
10 October, 2017	716, 980 Yonge St	Condo	1	1	14	\$600K	\$580K
	2001, 200 Bloor St W	Condo	2	2	14	\$1,298K	\$1,245K
11 October, 2017	803, 181 Davenport Rd	Condo	2	2	77	\$1,199K	\$1,070K
12 October, 2017	2 Alex Mews	Townhouse	3	3	10	\$1,395K	\$1,299K
13 October, 2017	420, 783 Bathurst St	Condo	1	1	25	\$519K	\$513K
14 October, 2017	2801, 200 Bloor St W	Condo	2	3	32	\$2,390K	\$2,250K
16 October, 2017	73 Vermont Ave	Semi-Detached	3	2	6	\$1,290K	\$1,325K

Data

Month, Day, Year of Sold Date	Address1	Property Type	Bedrooms	Washrooms	Days on the Market	List Price	Sold Price
16 October, 2017	832 Manning Ave	Semi-Detached	3	4	6	\$1,349K	\$1,300K
	1301, 18 Yorkville Ave	Condo	1	1	6	\$650K	\$690K
	1703, 80 Cumberland St	Condo	2	3	14	\$1,300K	\$1,238K
	3003, 32 Davenport Rd	Condo	1	1	21	\$599K	\$590K
18 October, 2017	308, 212 St George St	Condo	1	1	7	\$439K	\$480K
	309, 32 Davenport Rd	Condo	1	1	20	\$499K	\$488K
	505, 212 St George St	Condo	1	1	2	\$450K	\$480K
	610, 38 Avenue Rd	Condo	2	2	22	\$2,295K	\$2,295K
	801, 15 McMurrich St	Condo	2	2	26	\$985K	\$933K
20 October, 2017	107, 21 Scollard St	Condo	2	2	14	\$700K	\$660K
24 October, 2017	61 Madison Ave	Semi-Detached	8	5	5	\$2,499K	\$2,750K
	63 Madison Ave	Semi-Detached	8	5	5	\$2,499K	\$2,750K
	2518, 155 Yorkville Ave	Condo	2	2	109	\$880K	\$858K
	Ph6, 280 Howland Ave	Condo	3	3	75	\$2,045K	\$2,045K
25 October, 2017	805, 3 Mcalpine St	Condo	1	2	36	\$949K	\$910K
	1606, 32 Davenport Rd	Condo	2	2	19	\$775K	\$769K
	Sph4T, 280 Howland Ave	Condo	2	3	20	\$1,255K	\$1,255K
26 October, 2017	214, 295 Davenport Rd	Condo	1	2	1	\$799K	\$900K
	1406, 32 Davenport Rd	Condo	2	2	176	\$749K	\$749K
27 October, 2017	806, 181 Davenport Rd	Condo	2	2	9	\$1,199K	\$1,160K
	1504, 40 Scollard St	Condo	1	1	25	\$485K	\$475K
	2004, 200 Bloor St W	Condo	2	2	29	\$1,389K	\$1,330K
1 November, 2017	74 Belmont St	Semi-Detached	3	3	7	\$2,399K	\$2,430K
	904, 900 Yonge St	Condo	2	2	14	\$899K	\$885K
2 November, 2017	1804, 155 Yorkville Ave	Condo	1	1	20	\$650K	\$642K
3 November, 2017	208, 980 Yonge St	Condo	1	1	32	\$649K	\$635K
	2210, 155 Yorkville Ave	Condo	1	1	3	\$475K	\$455K
6 November, 2017	513, 155 Yorkville Ave	Condo	0	1	24	\$405K	\$402K

Data

Month, Day, Year of Sold Date	Address1	Property Type	Bedrooms	Washrooms	Days on the Market	List Price	Sold Price
8 November, 2017	50 Madison Ave	Other	5	3	19	\$1,750K	\$1,725K
9 November, 2017	1703, 10 Bellair St	Condo	2	2	8	\$1,799K	\$1,685K
	3202, 200 Bloor St W	Condo	2	3	45	\$3,900K	\$3,650K
10 November, 2017	55 Hazelton Ave	Townhouse	4	4	63	\$3,850K	\$3,750K
	413, 155 Yorkville Ave	Condo	0	1	16	\$449K	\$443K
	2202, 55 Scollard St	Condo	2	3	2	\$2,298K	\$2,300K
	2605, 200 Bloor St W	Condo	1	2	59	\$900K	\$863K
11 November, 2017	519, 77 McMurrich St	Condo	1	1	29	\$555K	\$527K
13 November, 2017	1105, 55 Scollard St	Condo	2	3	54	\$2,750K	\$2,630K
14 November, 2017	1901, 55 Scollard St	Condo	2	3	54	\$2,325K	\$2,225K
17 November, 2017	89 Kendal Ave	Detached	5	3	36	\$1,599K	\$1,550K
	401, 38 Avenue Rd	Condo	2	3	2	\$1,675K	\$1,675K
	805, 38 Avenue Rd	Condo	2	3	0	\$1,395K	\$1,380K
18 November, 2017	2220, 155 Yorkville Ave	Condo	1	1	5	\$559K	\$540K
20 November, 2017	51 Marlborough Ave	Semi-Detached	3	3	5	\$2,349K	\$2,465K
21 November, 2017	1005, 40 Scollard St	Condo	1	1	7	\$474K	\$552K
	3205, 200 Bloor St W	Condo	1	2	33	\$899K	\$870K
22 November, 2017	164 Albany Ave	Townhouse	3	2	2	\$1,099K	\$1,170K
23 November, 2017	602, 206 Bloor St W	Condo	2	3	14	\$3,450K	\$3,450K
24 November, 2017	9 Olive Ave	Semi-Detached	3	2	39	\$1,195K	\$1,100K
25 November, 2017	206 Albany Ave	Detached	5	4	4	\$1,479K	\$1,550K
27 November, 2017	404, 1174 Yonge St	Condo	1	1	7	\$380K	\$452K
28 November, 2017	462 Brunswick Ave	Detached	4	4	7	\$2,695K	\$2,675K
29 November, 2017	175 Walmer Rd	Detached	3	4	35	\$1,995K	\$1,800K
	202, 338 Davenport Rd	Condo	2	2	16	\$895K	\$888K
	397 Christie St	Semi-Detached	3	1	61	\$820K	\$770K
	424 Christie St	Semi-Detached	3	2	13	\$750K	\$725K
	810, 170 Avenue Rd	Condo	2	2	44	\$1,598K	\$1,515K

Data

Month, Day, Year of Sold Date	Address1	Property Type	Bedrooms	Washrooms	Days on the Market	List Price	Sold Price
29 November, 2017	925 Palmerston Ave	Semi-Detached	2	1	42	\$849K	\$825K
30 November, 2017	101, 330 Davenport Rd	Condo	2	3	66	\$799K	\$785K
1 December, 2017	511, 155 Yorkville Ave	Condo	1	1	60	\$449K	\$438K
	1906, 200 Bloor St W	Condo	1	1	15	\$599K	\$580K
4 December, 2017	1A Kendal Ave	Detached	3	2	6	\$999K	\$1,625K
6 December, 2017	403, 1174 Yonge St	Condo	1	1	5	\$399K	\$420K
	603, 55A Avenue Rd	Condo	3	4	8	\$2,688K	\$2,645K
8 December, 2017	403, 4 Lowther Ave	Condo	1	2	4	\$1,359K	\$1,345K
	1708, 32 Davenport Rd	Condo	2	2	18	\$879K	\$870K
9 December, 2017	305, 1 Bedford Rd	Condo	1	2	26	\$775K	\$748K
	1801, 155 Yorkville Ave	Condo	1	1	50	\$524K	\$505K
11 December, 2017	173 Spadina Rd	Semi-Detached	6	5	21	\$1,499K	\$1,499K
12 December, 2017	9 Gibson Ave	Semi-Detached	5	3	6	\$1,899K	\$2,027K
	2517, 155 Yorkville Ave	Condo	1	1	32	\$639K	\$630K
13 December, 2017	129 Hazelton Ave	Detached	5	5	17	\$6,880K	\$6,300K
	A8, 142 Pears Ave	Townhouse	2	2	48	\$750K	\$745K
14 December, 2017	3201, 200 Bloor St W	Condo	2	3	52	\$3,580K	\$3,480K
	#1101, 15 McMurrich St	Condo	2	2	3	\$998K	\$1,050K
15 December, 2017	101, 336 Davenport Rd	Condo	2	3	98	\$899K	\$884K
21 December, 2017	165 Howland Ave	Semi-Detached	5	2	92	\$1,395K	\$1,300K
22 December, 2017	805, 200 Bloor St W	Condo	2	2	73	\$1,250K	\$1,175K
	2108, 155 Yorkville Ave	Condo	2	2	62	\$849K	\$810K
26 December, 2017	611, 942 Yonge St	Condo	1	1	68	\$575K	\$550K
27 December, 2017	211, 77 McMurrich St	Condo	1	1	50	\$600K	\$575K
28 December, 2017	721 Palmerston Ave	Other	7	5	73	\$2,000K	\$1,900K
29 December, 2017	168 Davenport Rd	Semi-Detached	3	5	98	\$8,000K	\$7,100K
	1202, 175 Cumberland St	Condo	1	2	78	\$790K	\$780K
2 January, 2018	3601, 18 Yorkville Ave	Condo	2	3	29	\$3,950K	\$3,650K

Data

Month, Day, Year of Sold Date	Address1	Property Type	Bedrooms	Washrooms	Days on the Market	List Price	Sold Price
10 January, 2018	1020 Bathurst St	Semi-Detached	6	5	65	\$1,795K	\$1,773K
11 January, 2018	207, 3 Mcalpine St	Condo	1	1	3	\$660K	\$634K
12 January, 2018	3104, 155 Yorkville Ave	Condo	1	1	73	\$660K	\$645K
15 January, 2018	1509, 170 Avenue Rd	Condo	2	3	49	\$2,550K	\$2,475K
17 January, 2018	702, 40 Scollard St	Condo	1	1	9	\$539K	\$548K
22 January, 2018	205, 181 Davenport Rd	Condo	1	1	4	\$799K	\$815K
	404 Brunswick Ave	Semi-Detached	4	3	7	\$1,450K	\$1,710K
23 January, 2018	188 Albany Ave	Semi-Detached	4	3	43	\$1,470K	\$1,380K
24 January, 2018	206, 55 Scollard St	Condo	1	1	98	\$1,025K	\$990K
	704, 942 Yonge St	Condo	0	1	21	\$400K	\$390K
25 January, 2018	2303, 1 Bedford Rd	Condo	2	2	3	\$1,188K	\$1,230K
26 January, 2018	1101, 155 Cumberland St	Condo	2	3	2	\$4,980K	\$5,050K
30 January, 2018	3006, 155 Yorkville Ave	Condo	1	1	0	\$449K	\$449K
11 February, 2018	848 Manning Ave	Semi-Detached	3	2	4	\$1,389K	\$1,355K
13 February, 2018	501, 385 Brunswick Ave	Condo	5	4	36	\$5,495K	\$4,890K
	1404, 900 Yonge St W	Condo	2	2	1	\$910K	\$902K
14 February, 2018	1004, 110 Bloor St W	Condo	1	1	21	\$750K	\$751K
15 February, 2018	302, 190 St George St	Condo	2	2	1	\$699K	\$805K
	1610, 155 Yorkville Ave	Condo	1	1	9	\$470K	\$465K
18 February, 2018	802, 181 Davenport Rd	Condo	1	1	13	\$748K	\$738K
20 February, 2018	Th57, 55 Prince Arthur Ave	Townhouse	2	3	12	\$2,295K	\$2,150K
21 February, 2018	1019, 155 Yorkville Ave	Condo	1	1	8	\$430K	\$441K
22 February, 2018	807, 32 Davenport Rd	Condo	2	2	149	\$999K	\$940K
23 February, 2018	3004, 200 Bloor St W	Condo	2	2	71	\$1,095K	\$1,095K
	3102, 32 Davenport Rd	Condo	2	2	42	\$1,625K	\$1,575K
	Th1, 12 Macpherson Ave	Townhouse	4	5	10	\$4,289K	\$4,289K
25 February, 2018	4 Lowther Ave	Townhouse	2	4	4	\$3,398K	\$3,500K
	184 Albany Ave	Semi-Detached	4	3	48	\$1,750K	\$1,588K

Data

Month, Day, Year of Sold Date	Address1	Property Type	Bedrooms	Washrooms	Days on the Market	List Price	Sold Price
25 February, 2018	505, 280 Howland Ave	Condo	2	3	46	\$870K	\$870K
26 February, 2018	206, 212 St. George St	Condo	2	2	26	\$588K	\$597K
27 February, 2018	502, 980 Yonge St	Condo	2	2	13	\$995K	\$960K
	2906, 200 Bloor St W	Condo	2	2	82	\$1,328K	\$1,316K
28 February, 2018	708, 942 Yonge St	Condo	1	1	13	\$538K	\$538K
	810, 155 Yorkville Ave	Condo	1	1	21	\$470K	\$455K
1 March, 2018	122 Macpherson Ave	Semi-Detached	4	3	9	\$1,955K	\$2,120K
2 March, 2018	612, 980 Yonge St	Condo	1	1	28	\$629K	\$624K
	2502, 32 Davenport Rd	Condo	1	1	4	\$595K	\$593K
	2701, 1 Bedford Rd	Condo	2	3	8	\$3,195K	\$3,000K
5 March, 2018	202, 483 Dupont St	Townhouse	1	1	5	\$679K	\$757K
	822 Palmerston Ave	Detached	3	4	7	\$1,822K	\$2,417K
6 March, 2018	43 Dupont St	Semi-Detached	4	3	14	\$1,599K	\$1,750K
	153 Madison Ave	Semi-Detached	4	4	7	\$2,749K	\$3,218K
	638 Clinton St	Semi-Detached	3	2	4	\$939K	\$915K
	1714, 155 Yorkville Ave	Condo	1	1	40	\$639K	\$625K
7 March, 2018	23 Macpherson Ave	Semi-Detached	3	5	7	\$2,795K	\$2,755K
8 March, 2018	16 Lowther Ave	Detached	4	5	7	\$5,500K	\$5,500K
	1310, 8 Scollard St	Condo	2	2	28	\$1,298K	\$1,185K
11 March, 2018	40 Roxborough St W	Semi-Detached	3	4	5	\$3,695K	\$3,720K
	203, 38 Avenue Rd	Condo	1	2	3	\$895K	\$850K
	601, 40 Scollard St	Condo	1	1	3	\$605K	\$600K
	908, 3 Mcalpine St	Condo	2	2	6	\$849K	\$941K
12 March, 2018	406, 133 Hazelton Ave	Condo	1	2	12	\$1,129K	\$1,129K
	910, 170 Avenue Rd	Condo	2	2	80	\$1,559K	\$1,530K
	2618, 155 Yorkville Ave	Condo	2	2	46	\$899K	\$875K
13 March, 2018	705, 68 Yorkville Ave	Condo	2	2	18	\$1,500K	\$1,383K
14 March, 2018	619 Clinton St	Detached	4	5	6	\$1,949K	\$2,209K

Data

Month, Day, Year of Sold Date	Address1	Property Type	Bedrooms	Washrooms	Days on the Market	List Price	Sold Price
15 March, 2018	411, 170 Avenue Rd	Condo	2	3	36	\$1,650K	\$1,610K
	C4, 142 Pears Ave	Condo	3	3	3	\$1,199K	\$1,275K
16 March, 2018	851 Manning Ave	Semi-Detached	5	4	34	\$1,600K	\$1,600K
	1809, 200 Bloor St W	Condo	1	2	107	\$900K	\$855K
18 March, 2018	1503, 1 Bedford Rd	Condo	2	2	2	\$1,249K	\$1,255K
19 March, 2018	197 Christie St	Townhouse	3	2	0	\$849K	\$900K
20 March, 2018	142 Roxborough St W	Detached	5	3	32	\$3,195K	\$2,775K
21 March, 2018	206, 1 Bedford Rd	Condo	1	2	28	\$768K	\$760K
	503, 3 Mcalpine St	Condo	2	3	77	\$1,059K	\$1,030K
22 March, 2018	73 Pears Ave	Townhouse	3	2	2	\$1,650K	\$1,785K
	410, 942 Yonge St W	Condo	1	1	3	\$469K	\$480K
	701, 99 Avenue Rd	Condo	3	4	103	\$3,999K	\$3,750K
23 March, 2018	703, 980 Yonge St S	Condo	1	1	3	\$430K	\$467K
24 March, 2018	603, 18 Yorkville Ave	Condo	1	1	1	\$490K	\$500K
26 March, 2018	89 Olive Ave	Semi-Detached	3	1	6	\$900K	\$960K
	3012, 155 Yorkville Ave	Condo	0	1	14	\$458K	\$445K
27 March, 2018	Th 20, 232 St George St	Townhouse	2	2	12	\$865K	\$1,000K
29 March, 2018	2605, 32 Davenport Rd	Condo	2	3	42	\$839K	\$817K
30 March, 2018	20 Boswell Ave	Semi-Detached	2	2	37	\$2,250K	\$2,250K
31 March, 2018	1104, 155 Yorkville Ave	Condo	1	1	22	\$639K	\$634K