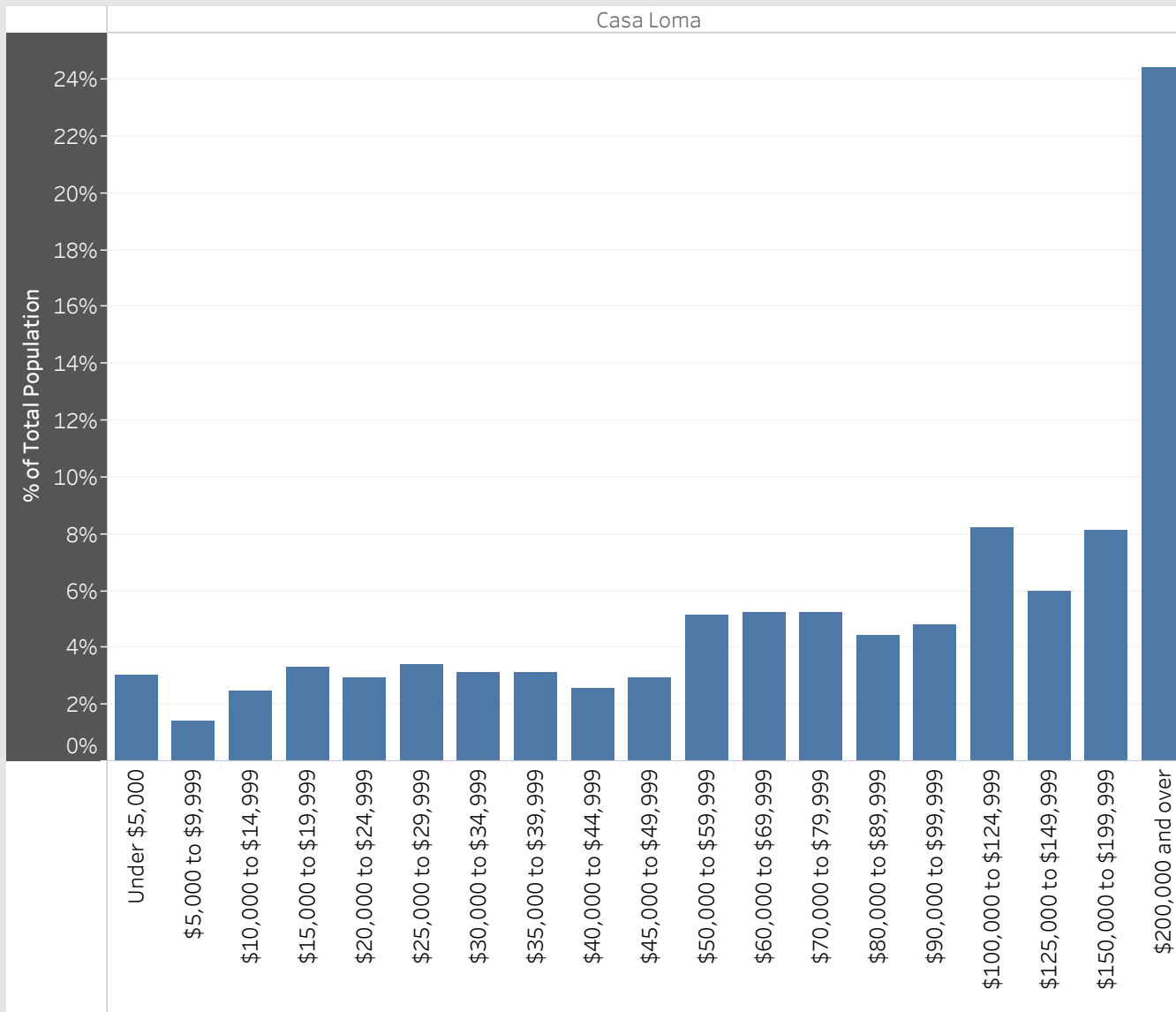


Casa Loma  
Neighbourhood Breakdown  
July 1st, 2015 - March 31st, 2018

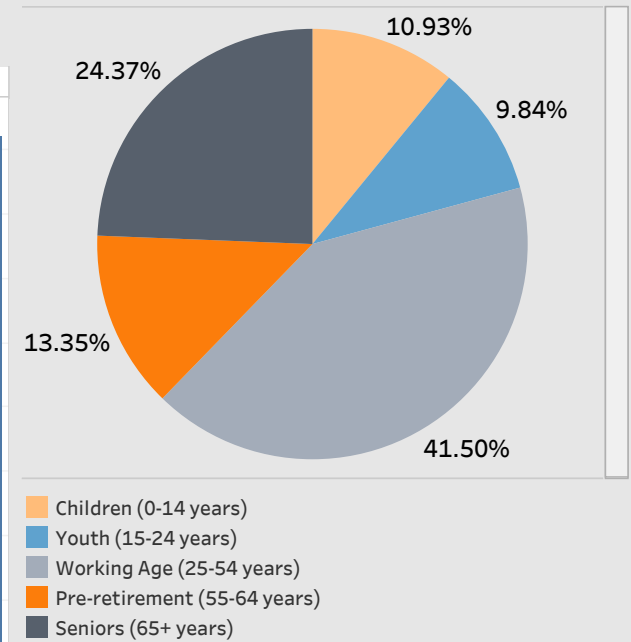


# 2016 StatsCan Data

## Household Income in Casa Loma



## Age

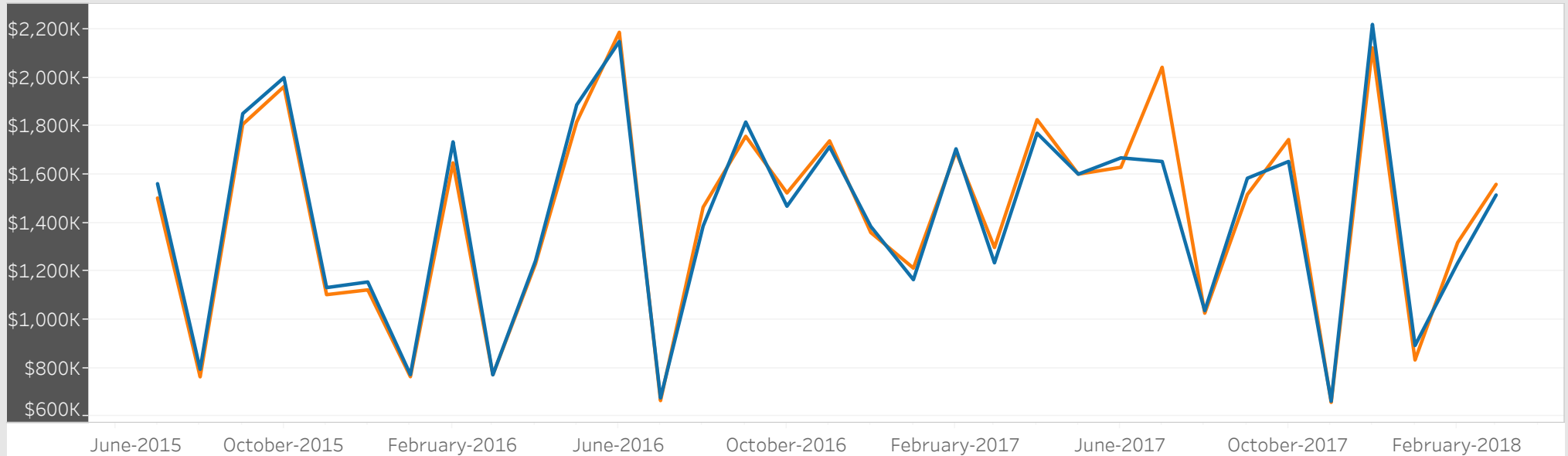


## Visible Minorities

Not a visible minority	82.72%
Chinese	3.85%
South Asian	3.30%
Black	2.57%
Latin American	2.06%
Korean	1.01%
Multiple visible minorities	0.92%
Filipino	0.78%
Japanese	0.73%
Arab	0.60%
West Asian	0.60%
Southeast Asian	0.50%
Visible minority; n.i.e.	0.37%

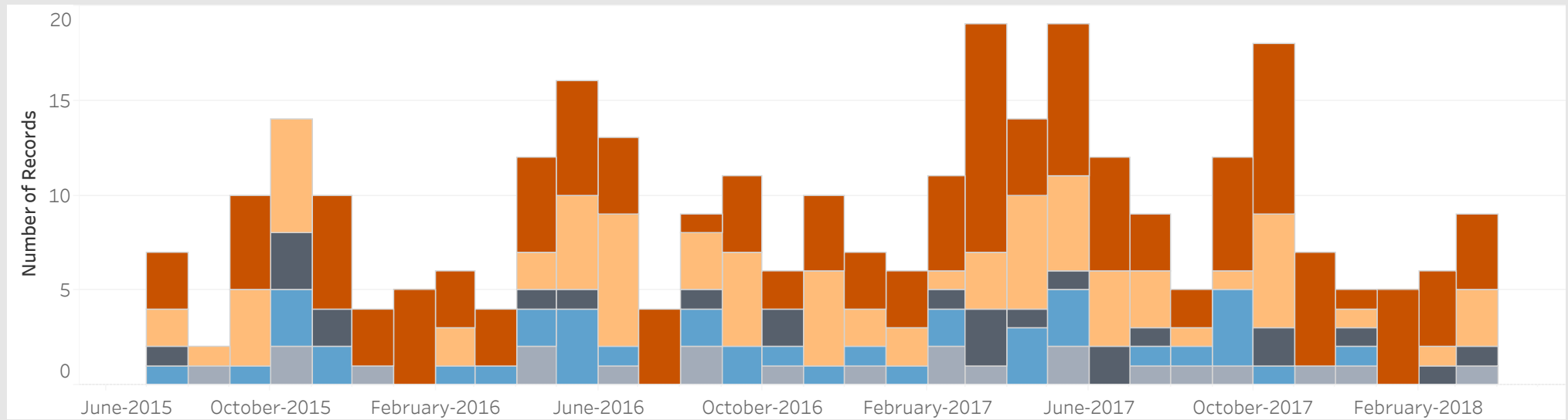
## Average Sold Price vs. Average Ask Price in Casa Loma

■ Avg. List Price    ■ Avg. Sold Price



## Properties Sold in Casa Loma by Month

■ Condo    ■ Detached    ■ Semi-Detached    ■ Townhouse    ■ Other



## Data

Month, Day, Year of Sold Date	Address1	Property Type	Bedrooms	Washrooms	Days on the Market	List Price	Sold Price
2 July, 2015	73 Clarendon Ave, Toronto	Semi-Detached	4	5	49	\$3,150K	\$2,995K
5 July, 2015	323, 380 Macpherson Ave, Toronto	Condo	1	2	35	\$459K	\$448K
12 July, 2015	250 Poplar Plains Rd, Toronto	Detached	4	5	5	\$1,695K	\$1,695K
13 July, 2015	276 Spadina Rd, Toronto	Townhouse	3	3	26	\$1,249K	\$1,244K
16 July, 2015	623, 1 Benvenuto Pl, Toronto	Condo	2	2	66	\$829K	\$785K
20 July, 2015	31 Russell Hill Rd, Toronto	Detached	5	4	33	\$2,649K	\$2,500K
29 July, 2015	703, 336 Spadina Rd, Toronto	Condo	2	2	57	\$900K	\$850K
16 August, 2015	734 Huron St, Toronto	Detached	3	3	11	\$1,349K	\$1,290K
17 August, 2015	105, 78 Warren Rd, Toronto	Other	1	1	6	\$240K	\$237K
1 September, 2015	3 Poplar Plains Rd, Toronto	Detached	4	3	83	\$1,749K	\$1,675K
2 September, 2015	1 Castle View Ave, Toronto	Townhouse	3	3	105	\$1,349K	\$1,400K
4 September, 2015	203, 265 Poplar Plains Rd, Toronto	Condo	2	2	62	\$650K	\$630K
13 September, 2015	22 Cottingham Rd, Toronto	Detached	4	6	6	\$2,537K	\$2,250K
14 September, 2015	622, 1 Benvenuto Pl, Toronto	Condo	2	3		\$1,670K	\$1,670K
	1101, 625 Avenue Rd, Toronto	Condo	2	2	20	\$1,525K	\$1,525K
15 September, 2015	122, 1 Benvenuto Pl, Toronto	Condo	2	2		\$1,125K	\$1,125K
16 September, 2015	17 Parkwood Ave, Toronto	Detached	6	5	3	\$3,579K	\$3,579K
21 September, 2015	216, 380 Macpherson Ave, Toronto	Condo	1	1	5	\$479K	\$465K
29 September, 2015	95 Wells Hill Ave, Toronto	Detached	6	7	13	\$3,849K	\$3,750K
1 October, 2015	4, 300 Avenue Rd, Toronto	Townhouse	2	3	24	\$899K	\$874K
3 October, 2015	193 Cottingham St, Toronto	Semi-Detached	4	4	39	\$1,799K	\$1,710K
7 October, 2015	18 Cottingham Rd, Toronto	Detached	3	4	2	\$1,775K	\$1,755K
	40 Dartnell Ave, Toronto	Semi-Detached	2	2	30	\$649K	\$680K
8 October, 2015	222 Walmer Rd, Toronto	Townhouse	2	4	4	\$1,389K	\$1,350K
11 October, 2015	56 Clarendon Ave, Toronto	Semi-Detached	2	3	10	\$1,698K	\$1,645K
17 October, 2015	1A Lynwood Ave, Toronto	Townhouse	3	3	4	\$1,495K	\$1,480K
18 October, 2015	36 Russell Hill Rd, Toronto	Detached	5	4	25	\$2,120K	\$2,100K
19 October, 2015	332 Russell Hill Rd, Toronto	Detached	5	6	1	\$3,195K	\$3,128K

## Data

Month, Day, Year of Sold Date	Address1	Property Type	Bedrooms	Washrooms	Days on the Market	List Price	Sold Price
20 October, 2015	2 Lyndhurst Crt, Toronto	Detached	3	2	2	\$1,190K	\$1,388K
26 October, 2015	30-32 Edmund Ave, Toronto	Other	8	6	43	\$3,050K	\$2,625K
27 October, 2015	49 Dunvegan Rd, Toronto	Detached	4	4	2	\$3,450K	\$3,603K
28 October, 2015	340 Russell Hill Rd, Toronto	Detached	7	4	3	\$3,295K	\$3,215K
29 October, 2015	18-20 Austin Terr, Toronto	Other	8	4	74	\$1,995K	\$1,925K
1 November, 2015	15 McMaster Ave, Toronto	Semi-Detached	5	2	7	\$1,749K	\$1,749K
4 November, 2015	16, 260 Russell Hill Rd, Toronto	Townhouse	2	5	14	\$1,799K	\$1,765K
5 November, 2015	1406, 500 Avenue Rd, Toronto	Condo	2	2	10	\$815K	\$815K
6 November, 2015	301, 380 Macpherson Ave, Toronto	Condo	1	1	2	\$480K	\$485K
8 November, 2015	317, 380 Macpherson Ave, Toronto	Condo	1	1	6	\$480K	\$475K
15 November, 2015	406, 155 St Clair Ave, Toronto	Condo	2	1	27	\$618K	\$590K
29 November, 2015	1C Lyndhurst Crt, Toronto	Semi-Detached	4	6	63	\$2,595K	\$2,500K
	167 Lyndhurst Ave, Toronto	Townhouse	3	4	24	\$1,688K	\$1,595K
30 November, 2015	128, 380 Macpherson Ave, Toronto	Condo	1	1	13	\$349K	\$342K
	512, 380 Macpherson Ave, Toronto	Condo	1	3	82	\$749K	\$715K
8 December, 2015	904, 619 Avenue Rd, Toronto	Condo	2	2	43	\$1,125K	\$1,125K
11 December, 2015	227, 380 Macpherson Ave, Toronto	Condo	1	1	47	\$349K	\$343K
17 December, 2015	1401, 155 St Clair Ave, Toronto	Condo	2	3	150	\$2,888K	\$2,770K
24 December, 2015	504, 78 Warren Rd, Toronto	Other	1	1	60	\$260K	\$253K
3 January, 2016	701, 616 Avenue Rd, Toronto	Condo	2	2	62	\$720K	\$700K
11 January, 2016	422, 380 Macpherson Ave, Toronto	Condo	1	1	1	\$400K	\$400K
14 January, 2016	213, 380 Macpherson Ave, Toronto	Condo	1	2	10	\$585K	\$581K
28 January, 2016	403, 336 Spadina Rd	Condo	2	3	83	\$1,159K	\$1,139K
	1201, 150 Heath St W	Condo	2	2	17	\$999K	\$1,000K
5 February, 2016	490 Macpherson Ave	Townhouse	4	5	18	\$1,429K	\$1,385K
14 February, 2016	77 Poplar Plains Cres	Detached	4	4	3	\$1,799K	\$1,730K
18 February, 2016	8 Russell Hill Dr	Detached	4	7	42	\$3,895K	\$3,500K
20 February, 2016	501, 380 Macpherson Ave	Condo	1	1	8	\$500K	\$487K

## Data

Month, Day, Year of Sold Date	Address1	Property Type	Bedrooms	Washrooms	Days on the Market	List Price	Sold Price
23 February, 2016	130, 1 Benvenuto Pl	Condo	2	2	0	\$1,499K	\$1,499K
26 February, 2016	1006, 500 Avenue Rd	Condo	2	3	8	\$1,285K	\$1,285K
17 March, 2016	223A, 1 Benvenuto Pl	Condo	1	1	57	\$649K	\$628K
29 March, 2016	313, 380 Macpherson Ave	Condo	1	2	13	\$489K	\$531K
30 March, 2016	2, 300 Avenue Rd	Townhouse	2	2	50	\$799K	\$780K
31 March, 2016	204, 336 Spadina Rd	Condo	2	3	10	\$1,150K	\$1,150K
5 April, 2016	42 Dartnell Ave	Semi-Detached	3	2	6	\$729K	\$775K
	337 Spadina Rd	Townhouse	3	4	7	\$1,590K	\$1,590K
6 April, 2016	412, 1 Benvenuto Pl	Condo	2	2	23	\$1,749K	\$1,650K
7 April, 2016	211, 380 Macpherson Ave	Condo	2	2	3	\$540K	\$528K
12 April, 2016	401, 150 Heath St W	Condo	2	2	8	\$795K	\$830K
15 April, 2016	612, 380 Macpherson Ave	Condo	2	3	3	\$879K	\$879K
18 April, 2016	68 Hilton Ave	Detached	5	3	7	\$1,290K	\$1,501K
20 April, 2016	205 Walmer Rd	Townhouse	4	4	1	\$1,325K	\$1,400K
21 April, 2016	#7, 340 Spadina Rd	Other	2	1	15	\$378K	\$372K
26 April, 2016	333, 380 Macpherson Ave	Condo	1	1	8	\$339K	\$335K
	369 Walmer Rd	Other	7	4	25	\$2,800K	\$2,600K
29 April, 2016	3B Clarendon Ave	Detached	3	4	10	\$2,499K	\$2,300K
3 May, 2016	367 Albany Ave	Townhouse	2	1	7	\$499K	\$577K
6 May, 2016	1A Lyndhurst Crt	Detached	4	5	113	\$3,488K	\$2,950K
	613 Davenport Rd	Semi-Detached	3	2	10	\$900K	\$870K
11 May, 2016	76 Oriole Rd	Detached	3	4	113	\$2,849K	\$2,637K
12 May, 2016	3, 300 Avenue Rd	Townhouse	2	4	8	\$845K	\$845K
	206, 380 Macpherson Ave	Condo	2	2	10	\$900K	\$900K
	401, 235 St Clair Ave W	Condo	2	2	17	\$680K	\$710K
17 May, 2016	727, 1 Benvenuto Pl	Condo	2	3	0	\$2,650K	\$2,650K
18 May, 2016	12 Lyndhurst Crt	Detached	3	4	7	\$2,249K	\$2,331K
	404, 1 Benvenuto Pl	Condo	2	2	0	\$1,595K	\$1,595K

## Data

Month, Day, Year of Sold Date	Address1	Property Type	Bedrooms	Washrooms	Days on the Market	List Price	Sold Price
19 May, 2016	1503, 155 St Clair Ave W	Condo	3	3	9	\$2,650K	\$2,645K
20 May, 2016	10, 645 Davenport Rd	Townhouse	1	1	23	\$479K	\$478K
25 May, 2016	503, 223 St. Clair Ave W	Condo	2	2	7	\$497K	\$553K
26 May, 2016	249 Russell Hill Rd	Detached	5	5	37	\$3,195K	\$3,050K
27 May, 2016	4 Edmund Gate	Detached	3	4	30	\$6,250K	\$5,800K
30 May, 2016	Th13, 645 Davenport Rd	Townhouse	1	1	25	\$469K	\$475K
1 June, 2016	320 Spadina Rd	Detached	5	5	2	\$3,495K	\$3,495K
2 June, 2016	108, 1 Benvenuto Pl	Condo	2	3	0	\$1,175K	\$1,175K
	219 Walmer Rd	Townhouse	3	4	7	\$1,475K	\$1,525K
4 June, 2016	1303, 150 Heath St W	Condo	2	2	5	\$1,489K	\$1,470K
10 June, 2016	27 Hilton Ave	Detached	4	2	1	\$1,650K	\$1,850K
	84 Poplar Plains Cres	Detached	5	5	1	\$3,799K	\$3,900K
14 June, 2016	11, 313A Lonsdale Rd	Other	1	1	20	\$400K	\$383K
	185 Balmoral Ave	Detached	5	5	8	\$3,828K	\$4,075K
	301, 336 Spadina Rd	Condo	2	2	5	\$1,195K	\$1,187K
22 June, 2016	45 Russell Hill Rd	Detached	6	5	27	\$3,950K	\$3,600K
23 June, 2016	507, 380 Macpherson Ave	Condo	2	2	52	\$739K	\$715K
24 June, 2016	96 Hilton Ave	Detached	5	5	18	\$1,850K	\$1,800K
28 June, 2016	16 Glen Edyth Dr	Detached	4	6	7	\$2,895K	\$3,260K
8 July, 2016	120, 380 Macpherson Ave N	Condo	1	1	14	\$360K	\$357K
9 July, 2016	406, 380 Macpherson Ave	Condo	2	2	4	\$957K	\$950K
26 July, 2016	Ph05, 380 Macpherson Ave	Condo	2	2	6	\$689K	\$670K
28 July, 2016	525, 380 Macpherson Ave	Condo	2	3	24	\$699K	\$684K
5 August, 2016	Ph614, 380 Macpherson Ave	Condo	1	2	1	\$1,080K	\$1,080K
9 August, 2016	318 Albany Ave	Detached	3	4	6	\$1,299K	\$1,350K
10 August, 2016	34 Austin Terr	Detached	5	5	8	\$2,629K	\$2,918K
17 August, 2016	14, 338 Spadina Rd	Other	1	1	28	\$365K	\$345K
	242 Spadina Rd	Townhouse	3	4	29	\$1,625K	\$1,610K

## Data

Month, Day, Year of Sold Date	Address1	Property Type	Bedrooms	Washrooms	Days on the Market	List Price	Sold Price
23 August, 2016	515 Davenport Rd	Semi-Detached	0	2	0	\$1,998K	\$2,250K
28 August, 2016	108, 78 Warren Rd	Other	1	1	5	\$139K	\$176K
29 August, 2016	9, 645 Davenport Rd	Townhouse	2	2	7	\$850K	\$850K
30 August, 2016	10 Nina St	Detached	4	5	7	\$2,495K	\$2,600K
4 September, 2016	231 Macpherson Ave	Detached	2	4	48	\$1,298K	\$1,263K
13 September, 2016	489 Davenport Rd	Detached	3	2	6	\$949K	\$1,400K
20 September, 2016	75 Ardwold Gate	Detached	4	4	145	\$4,500K	\$4,350K
21 September, 2016	305, 500 Avenue Rd	Condo	1	2	6	\$668K	\$660K
23 September, 2016	69 Clarendon Ave	Townhouse	4	6	10	\$4,195K	\$4,100K
26 September, 2016	80 Hilton Ave	Detached	5	4	14	\$1,699K	\$1,800K
27 September, 2016	329, 380 Macpherson Ave	Condo	0	1	12	\$329K	\$327K
	529 Davenport Rd	Townhouse	3	4	7	\$1,649K	\$1,600K
29 September, 2016	26 Austin Cres	Detached	4	6	122	\$3,050K	\$2,100K
	225, 380 Macpherson Ave	Condo	0	1	10	\$328K	\$342K
30 September, 2016	203, 155 St Clair Ave W	Condo	1	2	1	\$1,315K	\$1,390K
7 October, 2016	29 Poplar Plains Rd	Semi-Detached	2	4	2	\$1,629K	\$1,595K
11 October, 2016	1204, 155 St Clair Ave W	Condo	2	3	7	\$2,495K	\$2,650K
19 October, 2016	323, 380 Macpherson Ave	Condo	1	2	6	\$489K	\$515K
26 October, 2016	12 Connable Dr	Townhouse	3	3	8	\$2,200K	\$2,185K
	418 Davenport Rd	Semi-Detached	3	2	13	\$999K	\$995K
28 October, 2016	371 Howland Ave	Other	4	2	4	\$999K	\$1,200K
1 November, 2016	36 Austin Terr	Detached	5	1	22	\$2,249K	\$2,300K
	105, 380 Macpherson Ave	Condo	2	2	14	\$699K	\$680K
7 November, 2016	60 Boulton Dr	Detached	3	4	11	\$2,695K	\$2,439K
	169 Balmoral Ave	Detached	6	4	4	\$1,599K	\$2,070K
9 November, 2016	390 Walmer Rd	Detached	5	5	7	\$2,099K	\$2,371K
19 November, 2016	131, 1 Benvenuto Pl	Condo	2	3	9	\$1,989K	\$1,854K
21 November, 2016	224, 380 Macpherson Ave	Condo	1	1	14	\$429K	\$455K



## Data

Month, Day, Year of Sold Date	Address1	Property Type	Bedrooms	Washrooms	Days on the Market	List Price	Sold Price
23 November, 2016	248 Walmer Rd	Townhouse	4	4	13	\$1,475K	\$1,470K
29 November, 2016	261 Russell Hill Rd	Detached	6	5	14	\$3,288K	\$3,125K
30 November, 2016	207, 223 St. Clair Ave W	Condo	2	2	8	\$621K	\$621K
1 December, 2016	77 Wells Hill Ave	Detached	4	5	9	\$1,895K	\$1,900K
	419, 380 Macpherson Ave	Condo	1	2	23	\$529K	\$523K
7 December, 2016	3, 260 Russell Hill Rd	Townhouse	2	4	1	\$2,249K	\$2,251K
9 December, 2016	241, 380 Macpherson Ave	Condo	1	2	3	\$549K	\$544K
14 December, 2016	1003, 155 St Clair Ave W	Condo	2	3	13	\$2,699K	\$2,650K
15 December, 2016	6, 340 Spadina Rd	Other	2	1	17	\$473K	\$460K
19 December, 2016	105 Westmount Ave	Detached	7	4	26	\$1,300K	\$1,190K
13 January, 2017	101, 223 St. Clair Ave W	Townhouse	3	3	52	\$1,300K	\$1,296K
16 January, 2017	326.5 Howland Ave	Detached	2	1	5	\$1,089K	\$1,249K
20 January, 2017	1106, 500 Avenue Rd	Condo	2	2	2	\$898K	\$898K
24 January, 2017	102, 349 St. Clair Ave W	Condo	2	4	6	\$1,285K	\$1,285K
28 January, 2017	319, 380 Macpherson Ave	Condo	1	2	2	\$549K	\$548K
30 January, 2017	21 Clarendon Ave	Detached	3	4	5	\$1,869K	\$2,000K
2 February, 2017	606, 380 Macpherson Ave	Condo	2	2	6	\$685K	\$728K
3 February, 2017	730 Huron St	Semi-Detached	3	4	10	\$1,798K	\$1,750K
7 February, 2017	81 Boulton Dr	Detached	4	5	81	\$4,625K	\$4,350K
	240, 380 Macpherson Ave	Condo	1	1	7	\$460K	\$540K
8 February, 2017	1, 290 St Clair Ave W	Townhouse	3	3	69	\$2,306K	\$2,290K
10 February, 2017	2, 290 St Clair Ave W	Townhouse	3	3	71	\$2,166K	\$2,151K
12 February, 2017	321, 377 Madison Ave	Condo	0	1	20	\$299K	\$290K
26 February, 2017	13 Castle View Ave	Other	3	3	20	\$1,400K	\$1,380K
	15 Castle View Ave	Other	5	4	6	\$1,500K	\$1,480K
27 February, 2017	108, 1 Benvenuto Pl	Condo	2	3	13	\$1,429K	\$1,429K
28 February, 2017	1201, 155 St Clair Ave W	Condo	2	3	6	\$2,095K	\$2,250K
1 March, 2017	704, 377 Madison Ave	Condo	1	1	47	\$365K	\$360K

## Data

Month, Day, Year of Sold Date	Address1	Property Type	Bedrooms	Washrooms	Days on the Market	List Price	Sold Price
2 March, 2017	319, 377 Madison Ave	Condo	1	1	55	\$450K	\$420K
3 March, 2017	207, 377 Madison Ave	Condo	1	2	49	\$510K	\$500K
	506, 377 Madison Ave	Condo	2	2	72	\$635K	\$617K
4 March, 2017	410, 380 Macpherson Ave	Condo	2	2	4	\$599K	\$717K
	901, 336 Spadina Rd	Condo	2	3	99	\$1,998K	\$1,850K
5 March, 2017	208, 377 Madison Ave	Condo	2	2	44	\$620K	\$585K
7 March, 2017	25 Edmund Ave	Semi-Detached	3	5	36	\$3,600K	\$3,500K
	702, 150 Heath St W	Condo	2	2	8	\$995K	\$1,530K
15 March, 2017	906, 223 St Clair Ave W	Condo	2	2	21	\$640K	\$625K
16 March, 2017	60B Oriole Rd	Semi-Detached	3	3	14	\$2,395K	\$2,275K
	201, 235 St Clair Ave W	Condo	2	2	56	\$675K	\$645K
	705, 78 Warren Rd S	Other	1	1	24	\$369K	\$372K
20 March, 2017	51 Melgund Rd	Detached	3	3	7	\$1,149K	\$1,610K
27 March, 2017	813, 223 St Clair Ave W	Condo	1	1	30	\$405K	\$398K
28 March, 2017	252 Macpherson Ave	Semi-Detached	3	4	27	\$3,280K	\$3,210K
29 March, 2017	9 Austin Cres	Detached	3	3	7	\$1,889K	\$2,580K
30 March, 2017	124 Lyndhurst Ave	Detached	6	6	10	\$2,499K	\$2,480K
31 March, 2017	417, 223 St Clair Ave W	Condo	1	1	31	\$385K	\$385K
3 April, 2017	1221 Bathurst St	Semi-Detached	3	2	5	\$1,059K	\$1,030K
4 April, 2017	617, 377 Madison Ave	Condo	0	1	33	\$309K	\$300K
6 April, 2017	423, 377 Madison Ave	Condo	0	1	62	\$330K	\$330K
10 April, 2017	52 Russell Hill Rd	Detached	4	5	7	\$3,488K	\$4,200K
	350 Walmer Rd	Detached	6	5	13	\$3,388K	\$3,370K
11 April, 2017	18 Cottingham Rd	Detached	3	4	8	\$2,499K	\$2,350K
	611, 377 Madison Ave	Condo	2	2	15	\$719K	\$730K
13 April, 2017	216, 377 Madison Ave	Condo	1	1	96	\$320K	\$315K
18 April, 2017	60 Russell Hill Rd	Detached	5	6	6	\$3,188K	\$3,500K
	64 Hilton Ave	Detached	4	5	61	\$3,290K	\$2,985K

## Data

Month, Day, Year of Sold Date	Address1	Property Type	Bedrooms	Washrooms	Days on the Market	List Price	Sold Price
19 April, 2017	2, 288 St Clair Ave W	Townhouse	3	3	18	\$1,980K	\$1,900K
21 April, 2017	3, 288 St Clair Ave W	Townhouse	3	3	20	\$1,930K	\$1,895K
22 April, 2017	Th14, 645 Davenport Rd	Townhouse	1	1	4	\$589K	\$710K
28 April, 2017	11 Poplar Plains Cres	Detached	5	3	7	\$1,695K	\$1,950K
1 May, 2017	6 Bridgman Ave	Townhouse	3	4	6	\$949K	\$1,080K
2 May, 2017	713, 223 St Clair Ave W	Condo	1	1	34	\$400K	\$400K
3 May, 2017	406, 380 Macpherson Ave	Condo	2	2	15	\$1,195K	\$1,100K
4 May, 2017	110, 349 St Clair Ave W	Condo	2	3	38	\$1,389K	\$1,275K
	625, 1 Benvenuto Pl	Condo	2	2	13	\$1,850K	\$1,750K
8 May, 2017	2, 315 Lonsdale Rd	Other	1	1	20	\$395K	\$395K
	221, 380 Macpherson Ave	Condo	1	1	3	\$469K	\$540K
	358 Howland Ave	Detached	4	4	6	\$1,599K	\$1,950K
13 May, 2017	505 Davenport Rd	Semi-Detached	3	1	5	\$1,000K	\$1,030K
14 May, 2017	311, 155 St Clair Ave W	Condo	2	2	33	\$1,199K	\$1,150K
16 May, 2017	605, 78 Warren Rd	Other	1	1	53	\$360K	\$354K
23 May, 2017	75 Glen Edyth Dr	Detached	4	4	41	\$7,498K	\$7,100K
25 May, 2017	422, 380 Macpherson Ave	Condo	1	1	1	\$539K	\$535K
28 May, 2017	19 Glen Edyth Dr	Detached	3	4	13	\$2,895K	\$2,750K
29 May, 2017	3, 645 Davenport Rd	Townhouse	1	1	7	\$649K	\$730K
	75 Wells Hill Ave	Detached	5	5	4	\$1,998K	\$2,658K
30 May, 2017	72 Warren Rd	Detached	6	6	34	\$4,298K	\$4,000K
	205, 223 St Clair Ave W	Condo	2	2	76	\$639K	\$604K
31 May, 2017	2, 300 Avenue Rd	Townhouse	2	2	15	\$1,100K	\$1,020K
3 June, 2017	64 Warren Rd	Detached	4	6	11	\$4,359K	\$4,100K
6 June, 2017	804, 150 Heath St W	Condo	2	2	13	\$1,695K	\$1,560K
11 June, 2017	50 Poplar Plains Cres	Detached	4	3	3	\$2,500K	\$2,530K
15 June, 2017	3D, 319 Lonsdale Rd	Condo	2	2	16	\$1,395K	\$1,410K
	416, 380 Macpherson Ave	Condo	1	2	6	\$611K	\$580K

## Data

Month, Day, Year of Sold Date	Address1	Property Type	Bedrooms	Washrooms	Days on the Market	List Price	Sold Price
19 June, 2017	125 Hilton Ave	Detached	5	3	11	\$1,495K	\$1,510K
20 June, 2017	16 Cottingham Rd	Semi-Detached	3	4	6	\$2,995K	\$3,100K
21 June, 2017	401, 380 Macpherson Ave	Condo	1	1	1	\$599K	\$718K
	734 Huron St	Detached	2	3	106	\$2,500K	\$2,050K
28 June, 2017	715, 223 St Clair Ave W	Condo	1	1	68	\$388K	\$366K
29 June, 2017	105, 235 St Clair Ave W	Condo	2	2	29	\$745K	\$743K
	644 Davenport Rd	Semi-Detached	3	2	4	\$739K	\$885K
10 July, 2017	70 Hilton Ave	Detached	5	5	16	\$2,025K	\$1,950K
13 July, 2017	254 Macpherson Ave	Semi-Detached	4	2	29	\$2,100K	\$1,950K
18 July, 2017	511, 377 Madison Ave	Condo	2	2	54	\$659K	\$638K
20 July, 2017	437, 380 Macpherson Ave	Condo	1	1	13	\$559K	\$556K
23 July, 2017	262 Spadina Rd	Townhouse	3	4	24	\$1,598K	\$1,609K
26 July, 2017	16 Poplar Plains Cres	Other	8	6	84	\$0K	\$3,800K
27 July, 2017	10 Wells Hill Ave	Detached	4	3	37	\$2,995K	\$2,933K
29 July, 2017	409, 155 St Clair Ave W	Condo	2	2	58	\$1,295K	\$1,198K
30 July, 2017	253 Russell Hill Rd	Detached	6	6	6	\$3,650K	\$3,750K
7 August, 2017	1B Lynwood Ave	Townhouse	3	4	47	\$1,399K	\$1,325K
14 August, 2017	411, 377 Madison Ave	Condo	2	2	81	\$649K	\$630K
16 August, 2017	702, 78 Warren Rd	Other	1	1	21	\$379K	\$378K
21 August, 2017	21 Austin Terr	Detached	3	4	6	\$2,229K	\$2,286K
25 August, 2017	124, 380 Macpherson Ave	Condo	1	1	36	\$529K	\$514K
1 September, 2017	108, 78 Warren Rd	Other	0	1	30	\$278K	\$285K
	707, 500 Avenue Rd	Condo	2	2	74	\$1,279K	\$1,220K
6 September, 2017	421, 1 Benvenuto Pl	Condo	2	3	1	\$2,595K	\$2,595K
7 September, 2017	11, 260 Russell Hill Rd	Townhouse	3	4	72	\$2,250K	\$2,180K
18 September, 2017	274 Spadina Rd	Townhouse	3	2	46	\$1,490K	\$1,355K
19 September, 2017	5, 290 St Clair Ave W	Townhouse	3	3	133	\$2,475K	\$2,350K
	412, 380 Macpherson Ave	Condo	1	1	4	\$579K	\$565K

## Data

Month, Day, Year of Sold Date	Address1	Property Type	Bedrooms	Washrooms	Days on the Market	List Price	Sold Price
20 September, 2017	22 Cottingham Rd	Detached	4	6	50	\$3,695K	\$3,524K
21 September, 2017	426, 380 Macpherson Ave	Condo	0	1	16	\$395K	\$383K
	514, 223 St. Clair Ave S	Condo	2	2	21	\$700K	\$708K
27 September, 2017	Ph708, 377 Madison Ave	Condo	2	3	41	\$2,595K	\$2,360K
28 September, 2017	371 Albany Ave	Townhouse	2	1	4	\$678K	\$680K
2 October, 2017	10 McMaster Ave	Detached	5	4	6	\$2,395K	\$2,855K
	315, 223 St Clair Ave W	Condo	1	1	26	\$454K	\$450K
3 October, 2017	132, 380 Macpherson Ave	Condo	2	2	4	\$915K	\$915K
	907, 223 St Clair Ave W	Condo	2	2	15	\$629K	\$616K
12 October, 2017	14 Clarendon Ave	Detached	4	5	2	\$3,995K	\$4,100K
13 October, 2017	613, 223 St Clair Ave W	Condo	2	2	176	\$595K	\$575K
15 October, 2017	113, 380 Macpherson Ave	Condo	1	1	13	\$630K	\$607K
	363 Madison Ave	Townhouse	3	3	31	\$1,425K	\$1,400K
16 October, 2017	609, 223 St Clair Ave W	Condo	1	1	49	\$475K	\$475K
19 October, 2017	68 Nina St	Detached	5	4	23	\$1,749K	\$1,739K
	434, 380 Macpherson Ave	Condo	0	1	3	\$395K	\$392K
20 October, 2017	298B Avenue Rd	Semi-Detached	3	4	3	\$2,250K	\$2,500K
24 October, 2017	133 Lyndhurst Ave	Detached	6	6	8	\$4,295K	\$5,000K
27 October, 2017	27 Edmund Ave	Semi-Detached	3	5	3	\$3,650K	\$3,700K
	66 Nina St	Detached	4	2	11	\$1,549K	\$1,549K
	Ph 2, 2 Lynwood Ave	Condo	2	4	9	\$2,495K	\$2,495K
30 October, 2017	310, 223 St Clair Ave W	Condo	1	1	51	\$472K	\$470K
	365 Howland Ave	Detached	3	3	6	\$1,395K	\$1,555K
3 November, 2017	409, 349 St Clair Ave W	Condo	2	3	52	\$890K	\$890K
15 November, 2017	204, 377 Madison Ave	Condo	1	1	152	\$499K	\$480K
	506, 78 Warren Rd	Other	0	1	7	\$265K	\$263K
16 November, 2017	401, 223 St Clair Ave W	Condo	1	1	16	\$408K	\$417K
18 November, 2017	107, 349 St Clair Ave W	Condo	3	4	19	\$1,599K	\$1,589K

## Data

Month, Day, Year of Sold Date	Address1	Property Type	Bedrooms	Washrooms	Days on the Market	List Price	Sold Price
18 November, 2017	433, 380 Macpherson Ave	Condo	1	1	33	\$510K	\$507K
29 November, 2017	413, 223 St Clair Ave W	Condo	1	1	41	\$469K	\$460K
5 December, 2017	10, 313A Lonsdale Rd	Other	1	1	11	\$390K	\$405K
18 December, 2017	105, 380 Macpherson Ave	Condo	2	2	4	\$819K	\$808K
22 December, 2017	730 Huron St	Semi-Detached	3	4	30	\$2,195K	\$2,000K
23 December, 2017	171A Balmoral Ave	Detached	3	4	19	\$3,499K	\$3,265K
26 December, 2017	73 Clarendon Ave	Townhouse	4	5	41	\$4,196K	\$4,138K
8 January, 2018	409, 223 St Clair Ave W	Condo	1	1	67	\$469K	\$460K
11 January, 2018	616, 223 St Clair Ave W	Condo	1	1	31	\$420K	\$415K
14 January, 2018	Ph1, 407 Walmer Rd	Condo	2	2	58	\$2,198K	\$1,925K
18 January, 2018	1103, 501 St. Clair Ave W	Condo	1	1	172	\$429K	\$436K
23 January, 2018	204, 500 Avenue Rd	Condo	2	2	5	\$949K	\$930K
12 February, 2018	67 Lyndhurst Ave	Detached	6	7	6	\$3,395K	\$4,000K
13 February, 2018	419, 223 St Clair Ave W	Condo	1	1	28	\$399K	\$388K
16 February, 2018	320, 223 St Claire Ave W	Condo	1	1	12	\$365K	\$365K
19 February, 2018	515, 223 St Clair Ave W	Condo	1	1	41	\$430K	\$415K
20 February, 2018	44 Montclair Ave	Semi-Detached	3	5	48	\$2,275K	\$2,213K
23 February, 2018	614, 6 Parkwood Ave	Condo	1	1	2	\$537K	\$529K
5 March, 2018	227 Cottingham St	Semi-Detached	5	3	26	\$2,298K	\$2,200K
8 March, 2018	128 Lyndhurst Ave	Detached	7	3	7	\$3,495K	\$3,495K
12 March, 2018	310, 377 Madison Ave	Condo	2	2	39	\$680K	\$668K
13 March, 2018	2, 315 Lonsdale Rd	Other	1	1	11	\$595K	\$675K
	711, 6 Parkwood Ave	Condo	1	1	11	\$499K	\$480K
18 March, 2018	214, 380 Macpherson Ave	Condo	0	1	2	\$519K	\$531K
23 March, 2018	Lph01, 223 St. Clair Ave W	Condo	3	2	11	\$1,099K	\$1,275K
25 March, 2018	17 Wells Hill Ave	Detached	6	4	18	\$2,599K	\$2,500K
29 March, 2018	87 Boulton Dr	Detached	3	2	3	\$1,849K	\$2,206K