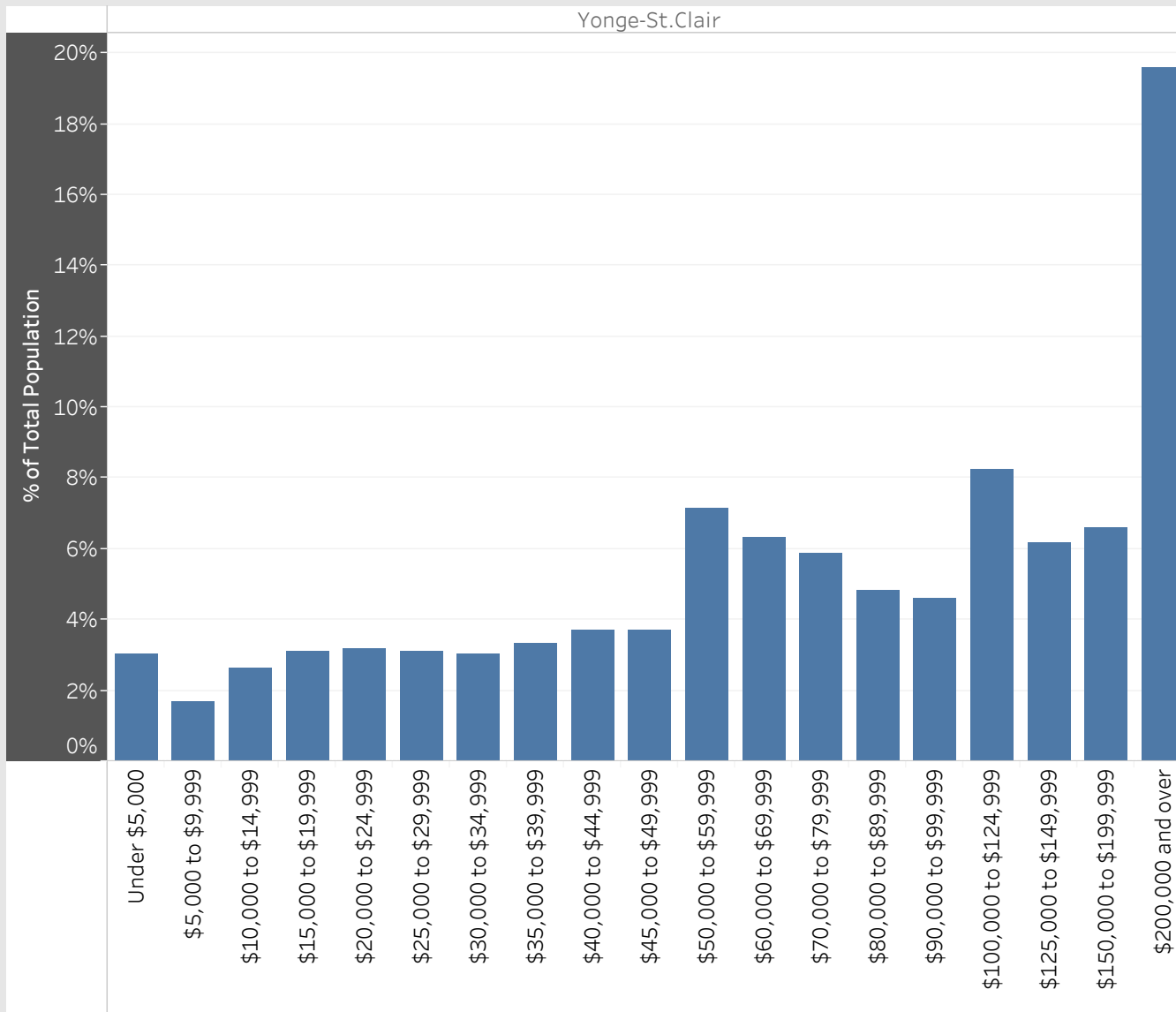


Yonge-St.Clair
Neighbourhood Breakdown
July 1st, 2015 - March 31st, 2018

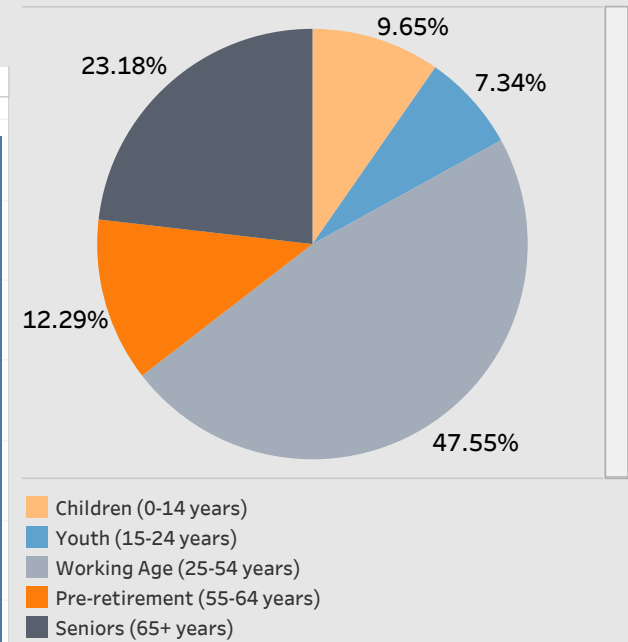


2016 StatsCan Data

Household Income in Yonge-St.Clair



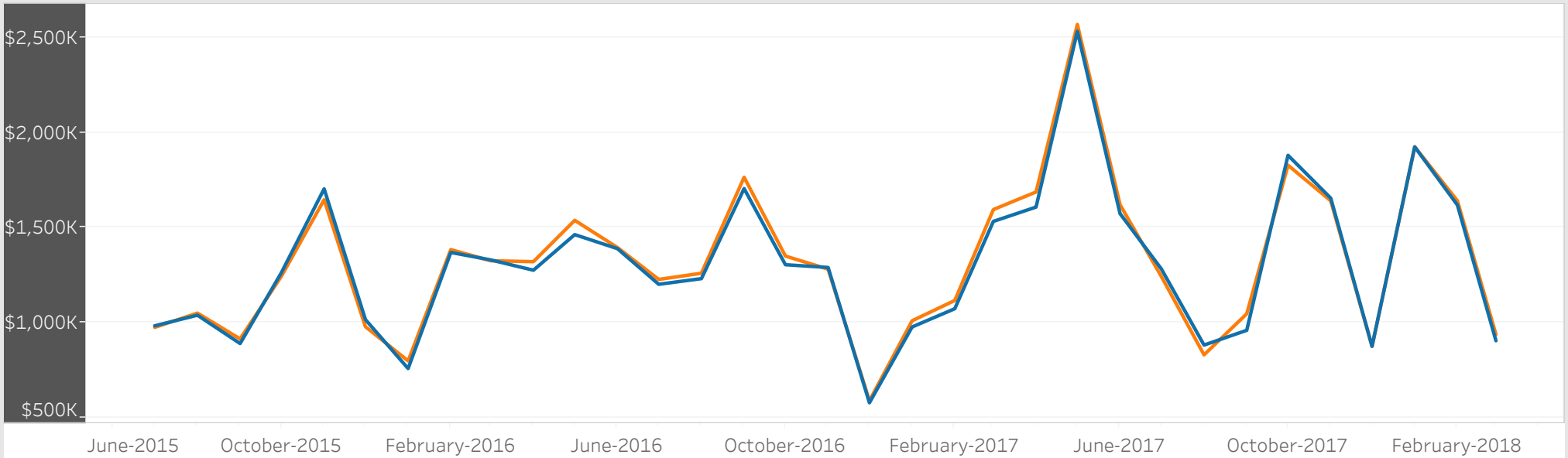
Age



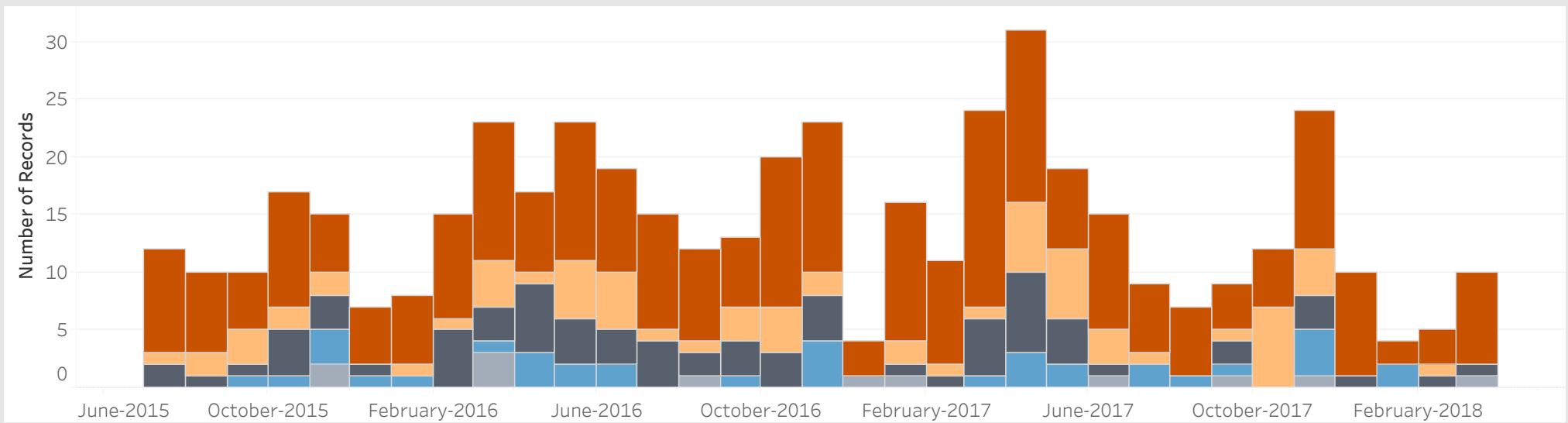
Visible Minorities

Not a visible minority	79.19%
Chinese	4.67%
South Asian	4.55%
Black	1.91%
Filipino	1.87%
West Asian	1.54%
Latin American	1.30%
Korean	1.10%
Arab	1.02%
Multiple visible minorities	0.98%
Japanese	0.93%
Visible minority; n.i.e.	0.53%
Southeast Asian	0.41%

Average Sold Price vs. Average Ask Price in Yonge-St.Clair



Properties Sold in Yonge-St.Clair by Month



Data

Month, Day, Year of Sold Date	Address1	Property Type	Bedrooms	Washrooms	Days on the Market	List Price	Sold Price
1 July, 2015	903, 10 Delisle Ave, Toronto	Condo	2	2	8	\$898K	\$938K
	1107, 60 St Clair Ave, Toronto	Condo	2	1	15	\$469K	\$460K
6 July, 2015	21 Gormley Ave, Toronto	Semi-Detached	4	4	4	\$1,249K	\$1,374K
7 July, 2015	206, 10 Delisle Ave, Toronto	Condo	2	2	6	\$789K	\$800K
	606, 1430 Yonge St, Toronto	Condo	2	2	16	\$549K	\$549K
10 July, 2015	4 Walmsley Blvd, Toronto	Detached	5	3	17	\$1,495K	\$1,425K
17 July, 2015	407, 111 St Clair Ave, Toronto	Condo	1	2	23	\$599K	\$597K
24 July, 2015	915, 10 Delisle Ave, Toronto	Condo	2	1	19	\$460K	\$450K
28 July, 2015	70 Lawton Blvd, Toronto	Semi-Detached	4	7	56	\$3,795K	\$3,650K
	304, 150 Farnham Ave, Toronto	Condo	2	1	58	\$269K	\$235K
30 July, 2015	6, 423 Avenue Rd, Toronto	Condo	2	3	15	\$839K	\$839K
	#404, 97 Lawton Blvd, Toronto	Condo	2	1	16	\$369K	\$364K
6 August, 2015	313, 1 Balmoral Ave, Toronto	Condo	2	1	23	\$460K	\$435K
7 August, 2015	8 Walmsley Blvd, Toronto	Detached	5	5	4	\$1,499K	\$1,528K
10 August, 2015	105 Alcorn Ave, Toronto	Semi-Detached	2	4	7	\$1,150K	\$1,350K
17 August, 2015	333, 40 Oaklands Ave, Toronto	Condo	1	3	1	\$1,475K	\$1,527K
19 August, 2015	320, 10 Delisle Ave, Toronto	Condo	2	2	22	\$469K	\$462K
21 August, 2015	1404, 61 St Clair Ave, Toronto	Condo	2	2	140	\$779K	\$779K
24 August, 2015	1805, 32 Davenport Rd, Toronto	Condo	2	2	148	\$755K	\$735K
28 August, 2015	747 Avenue Rd, Toronto	Detached	3	2	10	\$1,440K	\$1,380K
30 August, 2015	1803, 63 St Clair Ave, Toronto	Condo	2	2	70	\$949K	\$940K
31 August, 2015	704, 619 Avenue Rd, Toronto	Condo	2	2	53	\$1,399K	\$1,350K
1 September, 2015	822, 111 St Clair Ave, Toronto	Condo	1	2	44	\$679K	\$677K
15 September, 2015	59 Oriole Gdns, Toronto	Detached	6	2	6	\$1,289K	\$1,370K
17 September, 2015	127, 10 Walker Ave, Toronto	Townhouse	3	3	13	\$989K	\$1,000K
18 September, 2015	131 Alcorn Ave, Toronto	Semi-Detached	1	2	4	\$1,049K	\$1,100K
20 September, 2015	19 Gormley Ave, Toronto	Detached	5	3	6	\$1,368K	\$1,551K
21 September, 2015	330, 150 Farnham Ave, Toronto	Condo	2	1	6	\$375K	\$365K

Data

Month, Day, Year of Sold Date	Address1	Property Type	Bedrooms	Washrooms	Days on the Market	List Price	Sold Price
22 September, 2015	301, 32 Davenport Rd, Toronto	Condo	2	2	85	\$949K	\$930K
24 September, 2015	51 Gormley Ave, Toronto	Detached	3	2	10	\$1,195K	\$1,195K
	404, 48 St Clair Ave, Toronto	Condo	2	2	63	\$618K	\$575K
30 September, 2015	202, 1 Deer Park Cres, Toronto	Condo	2	1	14	\$370K	\$363K
1 October, 2015	58 Birch Ave, Toronto	Townhouse	2	3	15	\$1,529K	\$1,517K
3 October, 2015	10 Foxbar Rd, Toronto	Semi-Detached	4	5	40	\$1,599K	\$1,581K
5 October, 2015	1, 105 Heath St, Toronto	Condo	2	2	25	\$478K	\$460K
	11, 423 Avenue Rd, Toronto	Condo	2	2	8	\$1,089K	\$1,060K
	201, 619 Avenue Rd, Toronto	Condo	2	2	35	\$979K	\$950K
6 October, 2015	603, 1430 Yonge St, Toronto	Condo	2	2	29	\$585K	\$557K
	1219, 111 St Clair Ave, Toronto	Condo	1	2	22	\$679K	\$676K
9 October, 2015	504, 47 St Clair Ave, Toronto	Condo	2	2	45	\$499K	\$485K
	1510, 111 St Clair Ave, Toronto	Condo	1	3	23	\$1,677K	\$1,640K
14 October, 2015	802, 47 St Clair Ave, Toronto	Condo	2	2	30	\$559K	\$552K
20 October, 2015	8 Foxbar Rd, Toronto	Semi-Detached	4	5	30	\$1,699K	\$1,600K
	59 Woodlawn Ave, Toronto	Semi-Detached	4	3	8	\$1,949K	\$2,035K
21 October, 2015	902, 1 Balmoral Ave, Toronto	Condo	2	2	6	\$1,099K	\$1,099K
22 October, 2015	804, 61 St Clair Ave, Toronto	Condo	2	2	4	\$749K	\$780K
25 October, 2015	121 Farnham Ave, Toronto	Detached	5	4	21	\$2,698K	\$2,600K
28 October, 2015	41 Kilbarry Rd, Toronto	Detached	3	4	37	\$1,828K	\$1,780K
	126 Alcorn Ave, Toronto	Semi-Detached	2	4	8	\$1,765K	\$1,765K
1 November, 2015	59 Heath St, Toronto	Detached	4	5	39	\$3,995K	\$3,820K
3 November, 2015	85 Cottingham St, Toronto	Townhouse	3	2	27	\$950K	\$910K
	127 Cottingham St, Toronto	Other	4	4	5	\$1,350K	\$1,350K
5 November, 2015	154 Cottingham St, Toronto	Semi-Detached	4	5	15	\$1,995K	\$1,950K
9 November, 2015	103, 33 Delisle Ave, Toronto	Condo	2	3	26	\$1,750K	\$1,715K
10 November, 2015	418, 10 Delisle Ave, Toronto	Condo	2	2	7	\$599K	\$575K
12 November, 2015	332, 40 Oaklands Ave, Toronto	Condo	1	3	18	\$1,299K	\$1,260K

Data

Month, Day, Year of Sold Date	Address1	Property Type	Bedrooms	Washrooms	Days on the Market	List Price	Sold Price
12 November, 2015	818, 111 St. Clair Ave, Toronto	Condo	1	3	113	\$1,700K	\$1,613K
	#5, 12 Macpherson Ave, Toronto	Townhouse	4	4	46	\$3,795K	\$3,586K
15 November, 2015	72 Lawton Blvd, Toronto	Semi-Detached	4	6	66	\$3,695K	\$3,613K
22 November, 2015	29 Highbourne Rd, Toronto	Detached	3	2	54	\$1,298K	\$1,258K
	402, 150 St Clair Ave, Toronto	Other	2	1	70	\$499K	\$470K
24 November, 2015	304, 60 St Clair Ave, Toronto	Condo	2	1	41	\$362K	\$356K
29 November, 2015	114 Alcorn Ave, Toronto	Semi-Detached	3	2	6	\$1,288K	\$1,288K
30 November, 2015	107, 10 Walker Ave, Toronto	Townhouse	3	2	63	\$975K	\$925K
7 December, 2015	1201, 48 St Clair Ave, Toronto	Condo	2	2	27	\$1,075K	\$985K
8 December, 2015	703, 619 Avenue Rd, Toronto	Condo	2	2	44	\$1,150K	\$1,104K
	2903, 32 Davenport Rd, Toronto	Condo	2	1	21	\$528K	\$515K
12 December, 2015	86 Farnham Ave, Toronto	Semi-Detached	5	4	53	\$1,599K	\$1,550K
15 December, 2015	412, 10 Delisle Ave, Toronto	Condo	2	2	35	\$725K	\$684K
16 December, 2015	20 Oaklands Ave, Toronto	Townhouse	3	3	23	\$1,525K	\$1,510K
28 December, 2015	305, 1 Deer Park Cres, Toronto	Condo	2	2	25	\$499K	\$490K
7 January, 2016	410, 150 Farnham Ave, Toronto	Condo	2	1	31	\$409K	\$400K
12 January, 2016	212, 1 Balmoral Ave, Toronto	Condo	2	1	2	\$450K	\$450K
17 January, 2016	901, 61 St Clair Ave, Toronto	Condo	2	2	7	\$859K	\$1,050K
22 January, 2016	68 Balmoral Ave	Townhouse	3	2	3	\$1,050K	\$1,225K
	710, 10 Delisle Ave	Condo	1	1	2	\$450K	\$440K
25 January, 2016	1006, 32 Davenport Rd	Condo	2	2	7	\$719K	\$705K
26 January, 2016	31 Kilbarry Rd	Detached	3	2	6	\$1,499K	\$1,500K
28 January, 2016	1407, 111 St Clair Ave W	Condo	2	2	22	\$615K	\$603K
5 February, 2016	501, 1430 Yonge St	Condo	2	2	15	\$449K	\$470K
8 February, 2016	1718, 111 St Clair Ave W	Condo	1	1	19	\$588K	\$583K
	1906, 111 St Clair Ave W	Condo	4	4	28	\$2,995K	\$2,750K
9 February, 2016	41A Oriole Rd	Semi-Detached	3	5	1	\$2,095K	\$2,250K
12 February, 2016	145 Balmoral Ave	Semi-Detached	3	4	2	\$1,899K	\$1,899K

Data

Month, Day, Year of Sold Date	Address1	Property Type	Bedrooms	Washrooms	Days on the Market	List Price	Sold Price
16 February, 2016	2904, 32 Davenport Rd	Condo	2	2	111	\$699K	\$700K
18 February, 2016	43 Duggan Ave	Semi-Detached	5	5	2	\$1,400K	\$1,651K
	702, 1 Deer Park Cres	Condo	2	2	9	\$549K	\$537K
	704, 48 St Clair Ave W	Condo	1	2	21	\$689K	\$660K
19 February, 2016	30 Wilberton Rd	Detached	5	5	3	\$1,699K	\$1,700K
21 February, 2016	117A Farnham Ave	Semi-Detached	4	5	3	\$2,695K	\$2,680K
22 February, 2016	501, 616 Avenue Rd	Condo	2	2	12	\$639K	\$625K
23 February, 2016	105 Alcorn Ave	Semi-Detached	2	4	7	\$1,699K	\$1,820K
	#322, 1 Balmoral Ave	Condo	2	2	6	\$729K	\$725K
24 February, 2016	502, 112 St Clair St W	Condo	2	3	37	\$1,700K	\$1,700K
1 March, 2016	105 Balmoral Ave	Other	5	5	50	\$2,900K	\$2,698K
3 March, 2016	324, 150 Farnham Ave	Condo	2	1	22	\$449K	\$481K
4 March, 2016	15 Sidney St	Detached	3	3	3	\$1,499K	\$1,678K
	129, 1 Benvenuto St	Condo	1	1	15	\$569K	\$530K
	720, 111 St Clair Ave W	Condo	1	1	43	\$399K	\$390K
	Ph6, 1246 Yonge St	Condo	2	2	10	\$879K	\$879K
8 March, 2016	1004, 47 St Clair Ave W	Condo	2	2	5	\$615K	\$615K
11 March, 2016	38 Alcorn Ave	Semi-Detached	4	3	16	\$1,550K	\$1,555K
14 March, 2016	37 Farnham Ave	Detached	4	3	16	\$2,199K	\$2,120K
	211, 1 Balmoral Ave	Condo	3	2	8	\$1,088K	\$1,039K
15 March, 2016	166 Cottingham St	Semi-Detached	4	3	6	\$1,699K	\$1,895K
16 March, 2016	903, 575 Avenue Rd	Other	1	1	2	\$220K	\$220K
17 March, 2016	306, 47 St Clair Ave W	Condo	2	2	13	\$595K	\$585K
18 March, 2016	16 Lonsdale Rd	Townhouse	3	4	28	\$2,195K	\$2,145K
	42 Oriole Rd	Detached	4	6	29	\$3,995K	\$3,775K
22 March, 2016	71 Gormley Ave	Semi-Detached	3	4	6	\$1,459K	\$1,535K
	1704, 61 St Clair Ave W	Condo	2	2	17	\$789K	\$750K
23 March, 2016	501, 97 Lawton Blvd	Condo	1	1	134	\$315K	\$305K

Data

Month, Day, Year of Sold Date	Address1	Property Type	Bedrooms	Washrooms	Days on the Market	List Price	Sold Price
24 March, 2016	335, 40 Oaklands Ave	Condo	2	3	8	\$988K	\$1,078K
25 March, 2016	20 Gormley Ave	Detached	3	2	4	\$1,425K	\$1,600K
26 March, 2016	2708, 32 Davenport Rd	Condo	2	2	57	\$789K	\$789K
28 March, 2016	16 Highbourne Rd	Other	6	5	20	\$2,750K	\$2,650K
31 March, 2016	101, 40 Oaklands Ave	Condo	2	3	30	\$1,198K	\$1,150K
1 April, 2016	15 Balmoral Ave	Semi-Detached	2	3	51	\$1,999K	\$1,900K
7 April, 2016	601, 1 Balmoral Ave	Condo	1	1	7	\$492K	\$490K
9 April, 2016	405, 33 Delisle Ave	Condo	1	1	67	\$599K	\$570K
10 April, 2016	505, 500 Avenue Rd	Condo	1	1	67	\$575K	\$560K
11 April, 2016	303, 60 St Clair Ave W	Condo	2	2	7	\$550K	\$550K
	704, 10 Delisle Ave	Condo	1	1	26	\$470K	\$470K
12 April, 2016	19 Woodlawn Ave W	Semi-Detached	4	4	6	\$2,395K	\$2,450K
	27 Duggan Ave	Townhouse	3	3	8	\$1,100K	\$1,360K
13 April, 2016	65 Duggan Ave	Detached	3	4	7	\$1,450K	\$1,500K
15 April, 2016	112 Balmoral Ave	Semi-Detached	3	3	9	\$1,595K	\$1,595K
18 April, 2016	21 Balmoral Ave	Semi-Detached	3	4	11	\$2,149K	\$2,125K
21 April, 2016	18A Deer Park Cres	Semi-Detached	3	4	3	\$2,350K	\$2,681K
25 April, 2016	602, 1430 Yonge St	Condo	2	2	19	\$699K	\$699K
26 April, 2016	24 Oaklands Ave	Townhouse	3	3	7	\$1,595K	\$1,777K
	110, 10 Walker Ave	Townhouse	2	3	7	\$1,000K	\$1,169K
27 April, 2016	10 Deer Park Cres	Semi-Detached	4	4	14	\$1,950K	\$1,850K
29 April, 2016	315, 10 Delisle Ave	Condo	2	2	16	\$700K	\$690K
2 May, 2016	89 Walker Ave	Semi-Detached	4	4	5	\$1,790K	\$2,001K
3 May, 2016	207, 10 Delisle Ave	Condo	2	2	8	\$770K	\$780K
	401, 61 St Clair Ave W	Condo	2	2	7	\$875K	\$1,069K
	1903, 63 St Clair Ave W	Condo	2	2	43	\$1,795K	\$1,665K
6 May, 2016	613, 111 St Clair Ave W	Condo	1	1	147	\$515K	\$509K
9 May, 2016	301, 12 Woodlawn Ave W	Condo	2	3	1	\$1,095K	\$1,195K

Data

Month, Day, Year of Sold Date	Address1	Property Type	Bedrooms	Washrooms	Days on the Market	List Price	Sold Price
11 May, 2016	6 Walmsley Blvd	Detached	5	5	7	\$2,350K	\$2,610K
	35 Heath St W	Detached	4	5	1	\$2,350K	\$2,600K
12 May, 2016	1005, 60 St Clair Ave W	Condo	2	1	2	\$458K	\$456K
14 May, 2016	Lph02, 1 Deer Park Cres	Condo	2	2	73	\$539K	\$525K
16 May, 2016	1508, 61 St Clair Ave W	Condo	2	3	7	\$1,995K	\$2,633K
17 May, 2016	43 Woodlawn Ave W	Semi-Detached	4	4	7	\$1,849K	\$2,109K
	128, 10 Walker Ave	Townhouse	3	2	6	\$1,325K	\$1,325K
18 May, 2016	1503, 619 Avenue Rd	Condo	2	2	0	\$1,695K	\$1,695K
19 May, 2016	14 Oriole Gdns	Detached	6	4	9	\$2,495K	\$2,375K
	1112, 10 Delisle Ave	Condo	1	1	2	\$463K	\$463K
20 May, 2016	206, 1 Balmoral Ave	Condo	1	1	10	\$439K	\$449K
23 May, 2016	14 Duggan Ave	Semi-Detached	3	5	7	\$1,795K	\$1,778K
26 May, 2016	44 Duggan Ave	Detached	4	4	1	\$1,899K	\$2,251K
27 May, 2016	407, 60 St Clair Ave W	Condo	2	1	3	\$495K	\$490K
30 May, 2016	24 Oriole Rd	Detached	3	5	6	\$3,295K	\$3,000K
	90 Farnham Ave	Semi-Detached	3	3	6	\$1,800K	\$1,810K
31 May, 2016	111 Alcorn Ave	Townhouse	3	3	6	\$1,550K	\$1,575K
2 June, 2016	805, 55 Delisle Ave	Condo	2	2	49	\$874K	\$840K
3 June, 2016	206, 1246 Yonge St	Condo	1	1	51	\$499K	\$455K
	401, 112 St Clair Ave W	Condo	2	2	3	\$899K	\$1,128K
6 June, 2016	422, 10 Delisle Ave	Condo	1	1	13	\$430K	\$427K
7 June, 2016	304, 625 Avenue Rd	Condo	2	2	29	\$1,549K	\$1,525K
9 June, 2016	146 Lawton Blvd	Detached	4	3	3	\$1,295K	\$1,213K
14 June, 2016	33 Oriole Rd	Semi-Detached	3	4	14	\$2,195K	\$2,068K
	141 Lawton Blvd	Detached	3	3	28	\$1,289K	\$1,199K
15 June, 2016	58 Alcorn Ave	Townhouse	3	3	8	\$1,575K	\$1,525K
	402, 47 St Clair Ave W	Condo	2	2	8	\$539K	\$525K
	421, 111 St Clair Ave W	Condo	2	2	56	\$699K	\$692K

Data

Month, Day, Year of Sold Date	Address1	Property Type	Bedrooms	Washrooms	Days on the Market	List Price	Sold Price
16 June, 2016	128 Farnham Ave	Semi-Detached	3	4	9	\$2,799K	\$2,870K
20 June, 2016	128, 1 Benvenuto Pl	Condo	0	1	17	\$345K	\$353K
21 June, 2016	64 Walmsley Blvd	Detached	4	4	14	\$1,949K	\$1,879K
	85 Balmoral Ave	Semi-Detached	3	3	5	\$1,549K	\$1,545K
25 June, 2016	50 Foxbar Rd	Detached	5	4	5	\$2,695K	\$2,910K
27 June, 2016	86 Alcorn Ave	Townhouse	3	4	7	\$1,699K	\$1,889K
28 June, 2016	16 Sidney St	Detached	5	1	6	\$1,399K	\$1,351K
29 June, 2016	805, 33 Delisle Ave	Condo	2	3	13	\$2,100K	\$2,100K
1 July, 2016	75 Lonsdale Rd	Semi-Detached	3	5	57	\$1,995K	\$1,920K
6 July, 2016	209, 61 St Clair Ave W	Condo	2	2	7	\$998K	\$1,310K
	310, 1 Balmoral Ave	Condo	2	2	12	\$695K	\$695K
9 July, 2016	12 Duggan Ave	Semi-Detached	4	2	23	\$1,500K	\$1,400K
	404, 619 Avenue Rd	Condo	2	2	4	\$1,545K	\$1,530K
11 July, 2016	314, 1 Balmoral Ave	Condo	1	1	4	\$465K	\$480K
14 July, 2016	30 Oxton Ave	Semi-Detached	3	3	3	\$1,179K	\$1,311K
	912, 111 St Clair Ave W	Condo	2	3	22	\$1,279K	\$1,223K
17 July, 2016	702, 55 Delisle Ave	Condo	2	2	31	\$799K	\$763K
21 July, 2016	903, 33 Delisle Ave	Condo	2	3	36	\$1,395K	\$1,375K
25 July, 2016	60 Duggan Ave	Detached	4	5	4	\$2,389K	\$2,610K
	234, 150 Farnham Ave	Condo	0	1	13	\$289K	\$285K
	1201, 619 Avenue Rd	Condo	1	1	41	\$1,099K	\$1,050K
27 July, 2016	10 Duggan Ave	Semi-Detached	3	4	6	\$1,299K	\$1,358K
	703, 48 St Clair Ave W	Condo	2	2	8	\$1,080K	\$1,080K
2 August, 2016	1, 105 Heath St W	Condo	1	2	50	\$539K	\$521K
3 August, 2016	48 Balmoral Ave	Semi-Detached	4	4	8	\$1,399K	\$1,756K
8 August, 2016	737 Avenue Rd	Detached	9	5	14	\$2,400K	\$2,350K
9 August, 2016	2, 105 Heath St W	Condo	2	2	1	\$629K	\$629K
	Lph906, 1 Deer Park Cres	Condo	2	2	7	\$890K	\$1,150K

Data

Month, Day, Year of Sold Date	Address1	Property Type	Bedrooms	Washrooms	Days on the Market	List Price	Sold Price
10 August, 2016	20 Birch Ave	Semi-Detached	4	5	70	\$2,998K	\$2,794K
15 August, 2016	305, 40 Oaklands Ave	Condo	3	3	34	\$1,599K	\$1,495K
26 August, 2016	601, 55 Delisle Ave	Condo	1	1	4	\$438K	\$440K
	804, 581 Avenue Rd	Other	1	1	18	\$319K	\$285K
27 August, 2016	606, 60 St Clair Ave W	Condo	1	1	4	\$329K	\$335K
30 August, 2016	410, 1 Balmoral Ave	Condo	3	3	43	\$1,575K	\$1,545K
31 August, 2016	303, 619 Avenue Rd	Condo	2	2	8	\$1,648K	\$1,805K
7 September, 2016	1419, 111 St Clair Ave W	Condo	2	2	128	\$699K	\$710K
10 September, 2016	60 Balmoral Ave	Semi-Detached	3	5	25	\$2,195K	\$2,155K
12 September, 2016	42 Walmsley Blvd	Semi-Detached	4	3	7	\$1,295K	\$1,507K
16 September, 2016	D, 22 Birch Ave	Townhouse	4	5	3	\$2,988K	\$3,116K
19 September, 2016	413, 33 Delisle Ave	Condo	1	2	7	\$700K	\$710K
20 September, 2016	29 Macpherson Ave	Semi-Detached	3	4	8	\$2,450K	\$2,600K
	54 Gormley Ave	Detached	3	4	8	\$1,695K	\$1,910K
	313, 40 Oaklands Ave	Condo	2	2	6	\$1,089K	\$1,225K
21 September, 2016	87 Gormley Ave	Detached	4	5	7	\$2,695K	\$2,695K
22 September, 2016	501, 1 Deer Park Cres	Condo	1	1	14	\$410K	\$410K
27 September, 2016	95 Lonsdale Rd	Detached	4	5	106	\$4,998K	\$4,850K
	922, 111 St Clair Ave W	Condo	1	2	159	\$550K	\$520K
28 September, 2016	203, 40 Oaklands Ave	Condo	1	1	5	\$399K	\$531K
1 October, 2016	87 Woodlawn Ave W	Semi-Detached	4	3	12	\$2,595K	\$2,575K
2 October, 2016	48 Woodlawn Ave W	Semi-Detached	3	4	4	\$2,795K	\$3,025K
4 October, 2016	102, 55 Delisle Ave	Condo	2	2	28	\$825K	\$803K
6 October, 2016	413, 10 Delisle Ave	Condo	2	2	3	\$899K	\$910K
	801, 40 Scollard St	Condo	1	1	1	\$425K	\$435K
	Ph4, 97 Lawton Blvd	Condo	1	1	30	\$439K	\$420K
7 October, 2016	63 Lawton Blvd	Detached	5	6	100	\$2,495K	\$2,310K
	1103, 619 Avenue Rd	Condo	2	3	9	\$1,688K	\$1,688K

Data

Month, Day, Year of Sold Date	Address1	Property Type	Bedrooms	Washrooms	Days on the Market	List Price	Sold Price
13 October, 2016	146 Balmoral Ave	Detached	4	3	1	\$1,949K	\$2,300K
	1002, 60 St Clair St W	Condo	2	1	35	\$498K	\$485K
14 October, 2016	1 Duggan Ave	Semi-Detached	5	4	17	\$1,995K	\$1,945K
	1807, 61 St Clair Ave W	Condo	2	2	10	\$1,000K	\$1,545K
18 October, 2016	1402, 60 St Clair Ave W	Condo	2	1	20	\$465K	\$466K
19 October, 2016	307, 10 Delisle Ave	Condo	2	2	7	\$760K	\$852K
20 October, 2016	405, 61 St Clair Ave W	Condo	1	1	6	\$499K	\$529K
	Ph02, 97 Lawton Blvd	Condo	2	2	21	\$799K	\$775K
24 October, 2016	125 Balmoral Ave	Detached	4	4	6	\$2,775K	\$2,750K
27 October, 2016	405, 111 St Clair Ave W	Condo	2	2	152	\$675K	\$670K
29 October, 2016	256 Oriole Pkwy	Detached	3	3	5	\$1,500K	\$1,550K
	322, 40 Oaklands Ave	Condo	2	3	11	\$995K	\$950K
1 November, 2016	407, 63 St Clair Ave W	Condo	2	2	27	\$990K	\$990K
2 November, 2016	1002, 48 St Clair Ave W	Condo	2	2	23	\$869K	\$800K
3 November, 2016	72 Walmsley Blvd	Semi-Detached	4	3	10	\$1,499K	\$1,575K
	97 Walker Ave	Semi-Detached	6	4	20	\$2,298K	\$2,230K
	206, 1 Deer Park Cres	Condo	2	2	6	\$829K	\$850K
7 November, 2016	18 Gormley Ave	Detached	3	2	5	\$1,295K	\$1,350K
	39 Macpherson Ave	Semi-Detached	3	4	12	\$2,795K	\$2,730K
10 November, 2016	1710, 111 St Clair Ave W	Condo	2	3	35	\$1,625K	\$1,563K
14 November, 2016	306, 61 St Clair Ave W	Condo	1	1	6	\$530K	\$530K
	501, 10 Delisle Ave	Condo	1	1	13	\$450K	\$448K
15 November, 2016	207, 63 St Clair Ave W	Condo	2	2	75	\$1,000K	\$990K
16 November, 2016	50 Alcorn Ave	Townhouse	3	3	9	\$1,888K	\$1,850K
	1006, 10 Delisle Ave	Condo	2	3	8	\$1,499K	\$1,499K
18 November, 2016	328, 40 Oaklands Ave	Condo	2	3	2	\$775K	\$768K
22 November, 2016	339, 40 Oaklands Ave	Condo	2	3	24	\$1,095K	\$1,020K
	1604, 40 Scollard St	Condo	1	1	10	\$425K	\$436K

Data

Month, Day, Year of Sold Date	Address1	Property Type	Bedrooms	Washrooms	Days on the Market	List Price	Sold Price
25 November, 2016	2, 76 Birch Ave	Townhouse	2	2	10	\$909K	\$790K
27 November, 2016	131 Balmoral Ave	Detached	4	5	2	\$2,495K	\$2,536K
28 November, 2016	51 Duggan Ave	Semi-Detached	5	3	10	\$1,575K	\$1,626K
	2704, 32 Davenport Rd	Condo	1	1	4	\$619K	\$615K
30 November, 2016	22B Birch Ave	Townhouse	3	3	6	\$1,495K	\$1,475K
	1402, 10 Delisle Ave	Condo	2	2	5	\$1,199K	\$1,300K
	B, 22 Birch Ave	Townhouse	3	3	6	\$1,495K	\$1,475K
1 December, 2016	507, 60 St Clair Ave W	Condo	2	1	15	\$499K	\$492K
2 December, 2016	311, 10 Delisle Ave	Condo	2	2	15	\$760K	\$770K
15 December, 2016	404, 150 St Clair Ave	Other	2	1	17	\$495K	\$538K
17 December, 2016	Ph04, 1174 Yonge St	Condo	2	1	5	\$550K	\$545K
9 January, 2017	108 Balmoral Ave	Detached	3	2	66	\$1,575K	\$1,600K
	614, 10 Delisle Ave	Condo	1	1	3	\$449K	\$449K
	802, 1 Deer Park Cres	Condo	2	2	4	\$599K	\$650K
	924, 111 St Clair Ave W	Condo	2	2	178	\$650K	\$640K
11 January, 2017	1113, 111 St Clair Ave W	Condo	2	3	83	\$1,275K	\$1,250K
13 January, 2017	523, 111 St Clair Ave W	Condo	1	1	60	\$378K	\$373K
15 January, 2017	1004, 63 St Clair Ave W	Condo	2	1	3	\$635K	\$630K
17 January, 2017	513, 10 Delisle Ave	Condo	2	2	1	\$920K	\$920K
19 January, 2017	1119, 111 St Clair Ave W	Condo	2	2	52	\$775K	\$766K
23 January, 2017	341, 40 Oaklands Ave	Condo	2	3	14	\$1,269K	\$1,259K
29 January, 2017	1004, 581 Avenue Rd	Other	1	1	3	\$295K	\$296K
30 January, 2017	59 Farnham Ave	Detached	5	5	7	\$2,950K	\$3,000K
31 January, 2017	95 Walker Ave	Semi-Detached	6	2	6	\$1,700K	\$1,953K
	102, 1 Balmoral Ave	Condo	1	1	7	\$424K	\$424K
	803, 1 Deer Park Cres	Condo	2	2	13	\$719K	\$721K
	1207, 61 St Clair Ave W	Condo	2	2	8	\$995K	\$1,200K
3 February, 2017	1306, 32 Davenport Rd	Condo	2	2	102	\$699K	\$650K

Data

Month, Day, Year of Sold Date	Address1	Property Type	Bedrooms	Washrooms	Days on the Market	List Price	Sold Price
7 February, 2017	28 Lonsdale Rd	Semi-Detached	4	4	8	\$1,599K	\$2,017K
11 February, 2017	409, 1430 Yonge St	Condo	2	2	9	\$1,275K	\$1,280K
13 February, 2017	303, 1 Deer Park Cres	Condo	1	1	6	\$340K	\$355K
16 February, 2017	2803, 32 Davenport Rd	Condo	2	2	77	\$817K	\$800K
20 February, 2017	80 Farnham Ave	Detached	4	3	11	\$2,795K	\$2,820K
21 February, 2017	228, 150 Farnham Ave	Condo	1	1	13	\$420K	\$415K
	1605, 61 St Clair Ave W	Condo	1	1	6	\$575K	\$575K
23 February, 2017	504, 60 St Clair Ave W	Condo	1	1	9	\$440K	\$440K
27 February, 2017	1417, 111 St. Clair Ave W	Condo	2	2	26	\$1,385K	\$1,315K
28 February, 2017	408, 33 Delisle Ave	Condo	2	3	0	\$1,445K	\$1,600K
2 March, 2017	1608, 61 St Clair Ave W	Condo	2	3	7	\$2,300K	\$2,880K
3 March, 2017	62 Farnham Ave	Semi-Detached	4	4	3	\$2,850K	\$3,000K
6 March, 2017	817, 111 St Clair Ave W	Condo	1	2	21	\$619K	\$600K
8 March, 2017	194 Balmoral Ave	Semi-Detached	4	3	7	\$1,995K	\$2,220K
	508, 111 St Clair Ave W	Condo	1	2	2	\$570K	\$565K
9 March, 2017	2202, 32 Davenport Rd	Condo	1	1	7	\$549K	\$535K
13 March, 2017	605, 111 St Clair Ave W	Condo	2	2	24	\$799K	\$789K
16 March, 2017	302, 63 St Clair Ave W	Condo	2	2	2	\$988K	\$1,120K
	901, 60 St Clair Ave W	Condo	2	2	3	\$470K	\$540K
17 March, 2017	806, 111 St Clair Ave W	Condo	1	1	14	\$440K	\$456K
21 March, 2017	202, 10 Delisle Ave	Condo	2	2	6	\$700K	\$820K
	206, 61 St Clair Ave W	Condo	1	1	8	\$595K	\$595K
22 March, 2017	325, 111 St Clair Ave W	Condo	1	1	67	\$430K	\$440K
	807, 1 Balmoral Ave	Condo	2	3	7	\$1,975K	\$2,150K
23 March, 2017	51 Balmoral Ave	Semi-Detached	3	5	3	\$3,395K	\$3,800K
	61 Lawton Blvd	Detached	3	3	1	\$1,499K	\$1,510K
	823, 111 St Clair Ave W	Condo	2	2	7	\$777K	\$795K
	905, 97 Lawton Blvd	Condo	2	2	2	\$595K	\$595K

Data

Month, Day, Year of Sold Date	Address1	Property Type	Bedrooms	Washrooms	Days on the Market	List Price	Sold Price
28 March, 2017	1905, 111 St Clair Ave W	Condo	3	3	15	\$5,600K	\$5,200K
29 March, 2017	138 Farnham Ave	Semi-Detached	4	5	7	\$2,895K	\$2,895K
	1110, 10 Delisle Ave	Condo	1	1	6	\$499K	\$475K
30 March, 2017	304, 625 Avenue Rd	Condo	3	2	9	\$1,798K	\$1,735K
31 March, 2017	60 Roxborough St W	Semi-Detached	4	3	11	\$3,200K	\$3,010K
	115, 10 Walker Ave	Townhouse	3	3	10	\$1,229K	\$1,539K
1 April, 2017	712, 10 Delisle Ave	Condo	2	2	9	\$975K	\$980K
3 April, 2017	18A Farnham Ave	Semi-Detached	4	5	4	\$3,695K	\$3,825K
	37 Kilbarry Rd	Detached	4	3	6	\$1,995K	\$2,501K
4 April, 2017	40 Woodlawn Ave W	Semi-Detached	4	4	7	\$2,995K	\$2,995K
	72 Farnham Ave	Detached	4	2	7	\$1,895K	\$2,658K
5 April, 2017	1 Oaklands Ave	Semi-Detached	3	2	8	\$1,489K	\$1,489K
	56 Oriole Gdns	Detached	3	4	8	\$2,495K	\$2,400K
6 April, 2017	67 Oriole Gdns	Detached	4	4	10	\$1,998K	\$2,000K
	1024, 111 St. Clair Ave W	Condo	1	1	37	\$559K	\$550K
7 April, 2017	45 Heath St W	Semi-Detached	3	4	11	\$2,849K	\$2,950K
	101, 12 Woodlawn Ave W	Condo	2	3	3	\$1,275K	\$1,275K
8 April, 2017	305, 47 St Clair Ave W	Condo	2	2	8	\$750K	\$725K
9 April, 2017	1903, 609 Avenue Rd	Condo	3	3	11	\$1,879K	\$1,879K
10 April, 2017	111, 40 Oaklands Ave	Condo	2	3	6	\$1,389K	\$1,527K
11 April, 2017	36 Alcorn Ave	Townhouse	2	3	6	\$1,550K	\$1,500K
14 April, 2017	305, 1174 Yonge St	Condo	2	2	3	\$850K	\$880K
15 April, 2017	701, 60 St Clair Ave W	Condo	2	2	4	\$529K	\$625K
19 April, 2017	207, 609 Avenue Rd	Condo	2	2	21	\$800K	\$800K
20 April, 2017	1228, 111 St Clair Ave	Condo	1	1	62	\$490K	\$466K
22 April, 2017	1205, 60 St Clair Ave W	Condo	2	1	3	\$499K	\$547K
23 April, 2017	1408, 111 St Clair Ave W	Condo	1	2	4	\$649K	\$640K
24 April, 2017	509, 1 Balmoral Ave	Condo	3	2	7	\$1,200K	\$1,200K

Data

Month, Day, Year of Sold Date	Address1	Property Type	Bedrooms	Washrooms	Days on the Market	List Price	Sold Price
25 April, 2017	1, 76 Birch Ave	Townhouse	3	3	7	\$1,189K	\$1,300K
	34 Alcorn Ave	Townhouse	3	3	6	\$1,500K	\$1,500K
	45 Duggan Ave	Semi-Detached	4	4	7	\$1,995K	\$1,980K
	62 Lonsdale Rd	Semi-Detached	4	4	5	\$2,995K	\$2,995K
26 April, 2017	10 Oaklands Ave	Semi-Detached	4	4	7	\$2,500K	\$3,107K
	402, 609 Avenue Rd	Condo	2	2	28	\$856K	\$856K
27 April, 2017	30 Kilbarry Rd	Detached	3	4	6	\$2,395K	\$2,570K
	306, 61 St Clair Ave W	Condo	1	1	30	\$699K	\$680K
28 April, 2017	31 Oriole Pkwy	Detached	6	4	8	\$2,895K	\$2,895K
1 May, 2017	205, 1430 Yonge St	Condo	2	2	7	\$539K	\$725K
2 May, 2017	45 Walmsley Blvd	Detached	3	4	6	\$2,695K	\$2,800K
	99 Farnham Ave	Detached	3	6	29	\$5,670K	\$5,350K
	1103, 47 St Clair Ave W	Condo	2	2	7	\$600K	\$640K
3 May, 2017	86 Woodlawn Ave W	Detached	5	6	37	\$5,800K	\$5,700K
	1703, 625 Avenue Rd	Condo	2	4	61	\$3,750K	\$3,450K
5 May, 2017	1004, 60 St Clair Ave W	Condo	1	1	16	\$470K	\$473K
	Lph02, 111 St Clair Ave W	Condo	2	3	77	\$4,688K	\$4,250K
11 May, 2017	8 Oaklands Ave	Semi-Detached	4	4	9	\$2,700K	\$2,775K
	214, 150 Farnham Ave	Condo	2	1	3	\$580K	\$580K
12 May, 2017	5, 11 Woodlawn Ave W	Condo	2	3	3	\$1,395K	\$1,725K
	99 Balmoral Ave	Detached	4	5	24	\$2,495K	\$2,400K
15 May, 2017	34 Walker Ave	Semi-Detached	3	4	6	\$2,850K	\$2,700K
	135 Cottingham St	Detached	3	3	7	\$1,699K	\$2,010K
	141 Cottingham St	Detached	4	4	6	\$2,850K	\$3,300K
16 May, 2017	17B Alcorn Ave	Townhouse	4	5	6	\$1,999K	\$2,615K
24 May, 2017	22A Birch Ave	Townhouse	4	4	14	\$2,885K	\$2,850K
	87 Walmsley Blvd	Semi-Detached	3	3	1	\$2,499K	\$2,560K
	115 Walker Ave	Semi-Detached	5	3	7	\$1,975K	\$1,925K

Data

Month, Day, Year of Sold Date	Address1	Property Type	Bedrooms	Washrooms	Days on the Market	List Price	Sold Price
1 June, 2017	119 Balmoral Ave	Detached	5	4	9	\$2,495K	\$2,400K
	302, 12 Woodlawn Ave W	Condo	2	2	16	\$1,195K	\$1,175K
	326, 40 Oaklands Ave	Condo	2	3	1	\$1,195K	\$1,250K
	814, 980 Yonge St	Condo	1	1	8	\$423K	\$421K
5 June, 2017	Ph1, 1246 Yonge St	Condo	2	2	6	\$1,295K	\$1,295K
6 June, 2017	1507, 61 St Clair Ave W	Condo	2	2	8	\$1,175K	\$1,500K
	Ph03, 55 Delisle Ave	Condo	2	3	50	\$2,599K	\$2,500K
7 June, 2017	33 Woodlawn Ave W	Detached	4	3	7	\$2,200K	\$2,600K
9 June, 2017	1002, 581 Avenue Rd	Other	2	2	31	\$699K	\$725K
16 June, 2017	1023, 111 St Clair Ave W	Condo	1	1	32	\$448K	\$433K
19 June, 2017	1602, 155 St Clair Ave W	Condo	2	3	28	\$3,595K	\$3,600K
20 June, 2017	129 Walker Ave	Semi-Detached	3	5	7	\$2,750K	\$3,000K
	902, 47 St Clair Ave W	Condo	2	2	15	\$749K	\$709K
29 June, 2017	26 Oriole Gdns	Detached	3	4	37	\$2,125K	\$2,050K
30 June, 2017	501, 1430 Yonge St	Condo	2	2	4	\$649K	\$640K
2 July, 2017	140 Balmoral Ave	Detached	5	4	40	\$2,995K	\$2,760K
4 July, 2017	32 Oxtan Ave	Townhouse	3	2	22	\$898K	\$898K
11 July, 2017	324, 150 Farnham Ave	Condo	2	1	21	\$500K	\$520K
12 July, 2017	901, 47 St Clair Ave W	Condo	2	2	6	\$715K	\$707K
14 July, 2017	902, 63 St Clair Ave W	Condo	2	2	2	\$988K	\$1,200K
25 July, 2017	1106, 111 St Clair Ave W	Condo	1	1	12	\$447K	\$440K
26 July, 2017	39 Heath St W	Townhouse	3	4	50	\$3,685K	\$3,295K
	303, 609 Avenue Rd	Condo	2	2	11	\$850K	\$915K
28 July, 2017	1406, 111 St Clair Ave W	Condo	1	1	3	\$455K	\$440K
8 August, 2017	307, 111 St Clair Ave	Condo	2	2	20	\$690K	\$714K
10 August, 2017	607, 60 St Clair Ave W	Condo	2	1	52	\$539K	\$500K
11 August, 2017	Ph 05, 97 Lawton Blvd	Condo	2	2	38	\$749K	\$750K
14 August, 2017	66 Balmoral Ave	Townhouse	3	3	13	\$1,795K	\$1,560K

Data

Month, Day, Year of Sold Date	Address1	Property Type	Bedrooms	Washrooms	Days on the Market	List Price	Sold Price
16 August, 2017	802, 111 St Clair Ave W	Condo	1	1	93	\$658K	\$600K
28 August, 2017	619, 10 Delisle Ave	Condo	2	2	13	\$880K	\$866K
30 August, 2017	1402, 619 Avenue Rd	Condo	1	1	75	\$850K	\$810K
3 September, 2017	90 Alcorn Ave	Semi-Detached	3	3	2	\$1,095K	\$1,235K
7 September, 2017	301, 60 St Clair Ave W	Condo	2	2	91	\$599K	\$585K
14 September, 2017	505, 63 St Clair Ave W	Condo	1	1	34	\$899K	\$863K
17 September, 2017	1727, 111 St Clair Ave W	Condo	1	1	5	\$495K	\$482K
20 September, 2017	148 Lawton Blvd	Semi-Detached	3	2	7	\$999K	\$1,140K
21 September, 2017	414, 111 St Clair Ave W	Condo	1	1	55	\$449K	\$435K
23 September, 2017	75 Cottingham St	Townhouse	3	3	2	\$1,485K	\$1,540K
25 September, 2017	53 Walker Ave	Detached	4	4	0	\$1,950K	\$2,400K
27 September, 2017	202, 150 St Clair Ave W	Other	2	1	16	\$650K	\$725K
4 October, 2017	121 Woodlawn Ave W	Detached	5	5	8	\$3,150K	\$3,000K
5 October, 2017	704, 60 St Clair Ave W	Condo	1	1	17	\$475K	\$475K
6 October, 2017	65 Duggan Ave	Detached	3	4	28	\$1,748K	\$1,648K
9 October, 2017	55 Farnham Ave	Detached	4	4	27	\$2,995K	\$2,875K
11 October, 2017	86 Walmsley Blvd	Detached	3	2	15	\$1,495K	\$1,500K
12 October, 2017	59 Lonsdale Rd	Detached	6	8	2	\$4,995K	\$4,860K
16 October, 2017	28 Duggan Ave	Detached	3	4	27	\$2,395K	\$2,310K
20 October, 2017	102, 10 Delisle Ave	Condo	1	1	11	\$499K	\$495K
	914, 111 St Clair Ave W	Condo	1	2	17	\$898K	\$875K
24 October, 2017	37 Duggan Ave	Detached	4	5	34	\$2,995K	\$2,950K
28 October, 2017	303, 97 Lawton Blvd	Condo	1	1	3	\$369K	\$369K
	1201, 60 St Clair Ave W	Condo	2	2	3	\$549K	\$577K
1 November, 2017	75 Alcorn Ave	Semi-Detached	3	2	8	\$1,095K	\$1,325K
3 November, 2017	46 Alcorn Ave	Townhouse	3	3	1	\$1,550K	\$1,855K
	1513, 111 St Clair Ave W	Condo	2	3	53	\$1,425K	\$1,390K
6 November, 2017	52 Walmsley Blvd	Detached	3	4	13	\$2,199K	\$1,950K

Data

Month, Day, Year of Sold Date	Address1	Property Type	Bedrooms	Washrooms	Days on the Market	List Price	Sold Price
6 November, 2017	503, 48 St Clair Ave W	Condo	1	1	18	\$499K	\$485K
7 November, 2017	Ph403, 1246 Yonge St	Condo	2	3	6	\$1,199K	\$1,355K
8 November, 2017	507, 111 St Clair Ave W	Condo	2	2	14	\$739K	\$737K
	1810, 111 St Clair Ave W	Condo	2	3	7	\$1,795K	\$1,775K
9 November, 2017	111 Cottingham St	Semi-Detached	4	3	16	\$2,250K	\$2,100K
	606, 1 Balmoral Ave	Condo	2	2	8	\$1,089K	\$1,201K
10 November, 2017	304, 40 Oaklands Ave	Condo	2	3	60	\$1,600K	\$1,580K
11 November, 2017	67 Heath St W	Townhouse	3	3	32	\$3,550K	\$3,300K
14 November, 2017	28 Oriole Rd	Detached	3	5	48	\$3,800K	\$3,700K
15 November, 2017	53 Woodlawn Ave	Semi-Detached	2	2	8	\$1,995K	\$1,915K
16 November, 2017	35 Gormley Ave	Other	4	2	2	\$1,500K	\$1,607K
20 November, 2017	329, 10 Delisle Ave	Condo	1	1	6	\$499K	\$621K
23 November, 2017	69 Heath St W	Townhouse	3	3	43	\$3,399K	\$3,165K
	124, 10 Walker Ave	Townhouse	3	2	44	\$1,399K	\$1,300K
	1522, 111 St Clair Ave W	Condo	1	1	16	\$648K	\$625K
24 November, 2017	505, 500 Avenue Rd	Condo	1	2	23	\$799K	\$795K
25 November, 2017	72 Farnham Ave	Detached	4	2	10	\$2,295K	\$2,377K
26 November, 2017	94 Lawton Blvd	Detached	4	4	19	\$1,850K	\$1,750K
29 November, 2017	406, 1 Balmoral Ave	Condo	2	2	16	\$1,089K	\$1,025K
30 November, 2017	606, 10 Delisle Ave	Condo	2	3	28	\$1,449K	\$1,445K
3 December, 2017	724, 111 St Clair Ave W	Condo	1	1	9	\$595K	\$585K
4 December, 2017	714, 1 Balmoral Ave	Condo	2	2	4	\$1,295K	\$1,376K
	924, 111 St Clair Ave W	Condo	1	2	38	\$779K	\$765K
6 December, 2017	416, 111 St Clair Ave W	Condo	1	1	15	\$489K	\$460K
7 December, 2017	807, 10 Delisle Ave	Condo	2	2	6	\$879K	\$880K
9 December, 2017	103, 63 St Clair Ave W	Condo	1	1	8	\$480K	\$445K
11 December, 2017	42 Walmsley Blvd	Semi-Detached	4	4	6	\$2,249K	\$2,315K
13 December, 2017	315, 111 St. Clair Ave W	Condo	1	1	6	\$549K	\$520K

Data

Month, Day, Year of Sold Date	Address1	Property Type	Bedrooms	Washrooms	Days on the Market	List Price	Sold Price
27 December, 2017	403, 1 Balmoral Ave	Condo	1	1	19	\$599K	\$575K
31 December, 2017	1803, 32 Davenport Rd	Condo	2	2	9	\$820K	\$815K
22 January, 2018	903, 619 Avenue Rd	Condo	2	2	4	\$1,750K	\$1,750K
	1608, 111 St Clair Ave W	Condo	1	2	12	\$600K	\$600K
23 January, 2018	71 Heath St W	Townhouse	3	3	68	\$3,399K	\$3,075K
	95 Alcorn Ave	Townhouse	3	3	7	\$1,950K	\$2,275K
12 February, 2018	98 Lawton Blvd	Detached	3	5	6	\$2,289K	\$2,325K
15 February, 2018	205, 40 Oaklands Ave	Condo	2	3	3	\$1,250K	\$1,310K
	331, 40 Oaklands Ave	Condo	2	3	10	\$1,197K	\$1,197K
20 February, 2018	125 Heath St W	Semi-Detached	2	4	7	\$1,875K	\$1,895K
24 February, 2018	903, 61 St Clair Ave W	Condo	2	2	4	\$1,479K	\$1,475K
1 March, 2018	51 Woodlawn Ave W	Semi-Detached	4	4	8	\$2,495K	\$2,390K
2 March, 2018	1423, 111 St Clair Ave W	Condo	1	1	14	\$499K	\$495K
8 March, 2018	408, 111 St Clair Ave W	Condo	1	2	14	\$639K	\$642K
	702, 619 Avenue Rd	Condo	1	1	41	\$1,080K	\$1,125K
12 March, 2018	302, 100 Oriole Pkwy	Other	2	1	11	\$399K	\$470K
21 March, 2018	207, 1 Deer Park Cres	Condo	1	2	14	\$690K	\$759K
25 March, 2018	605, 61 St Clair Ave W	Condo	2	2	4	\$1,149K	\$1,301K
27 March, 2018	9, 105 Heath St W	Condo	2	2	11	\$749K	\$822K
29 March, 2018	511, 1430 Yonge St	Condo	2	2	10	\$750K	\$746K
30 March, 2018	210, 1 Balmoral Ave	Condo	1	1	3	\$579K	\$605K