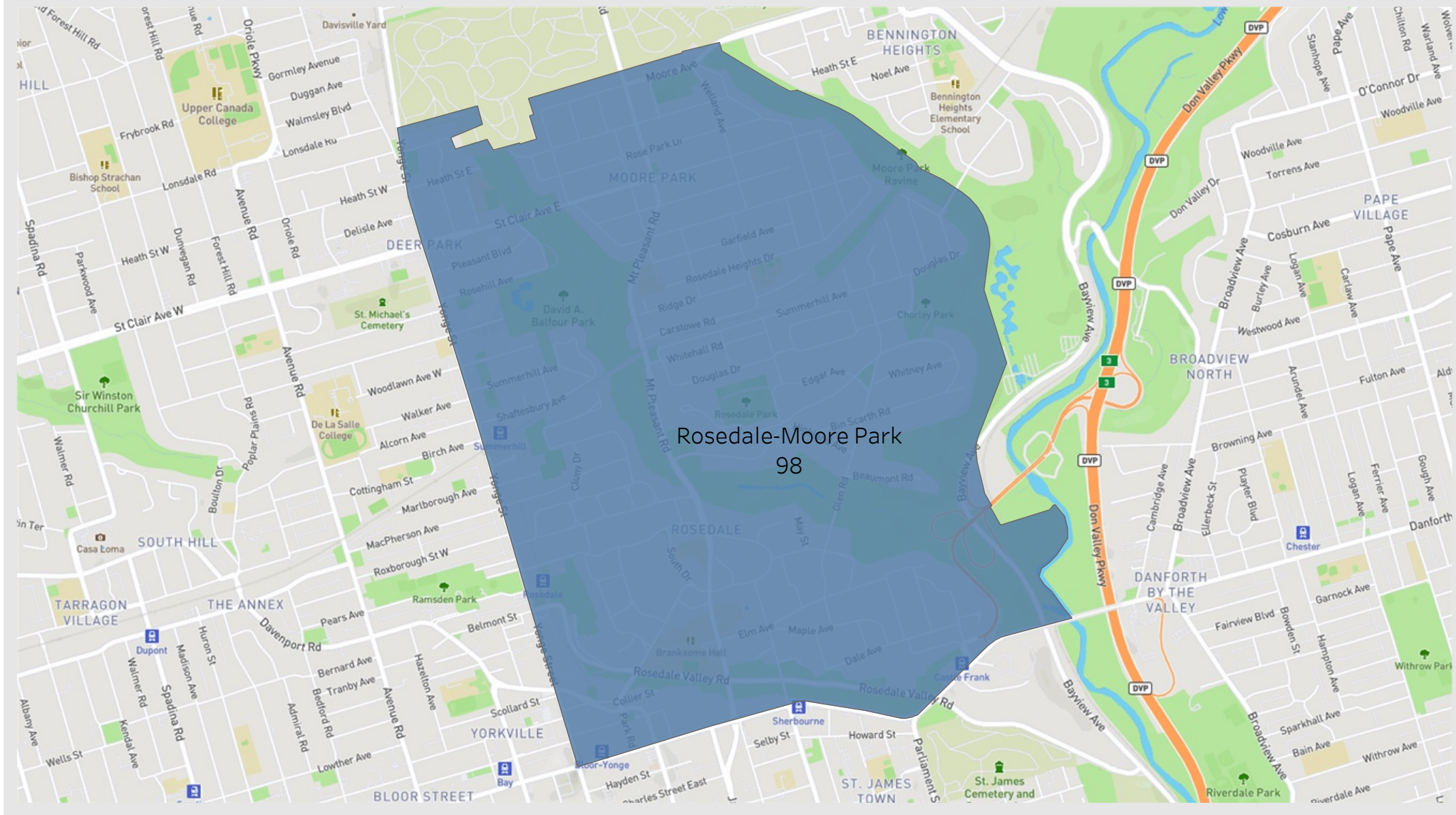
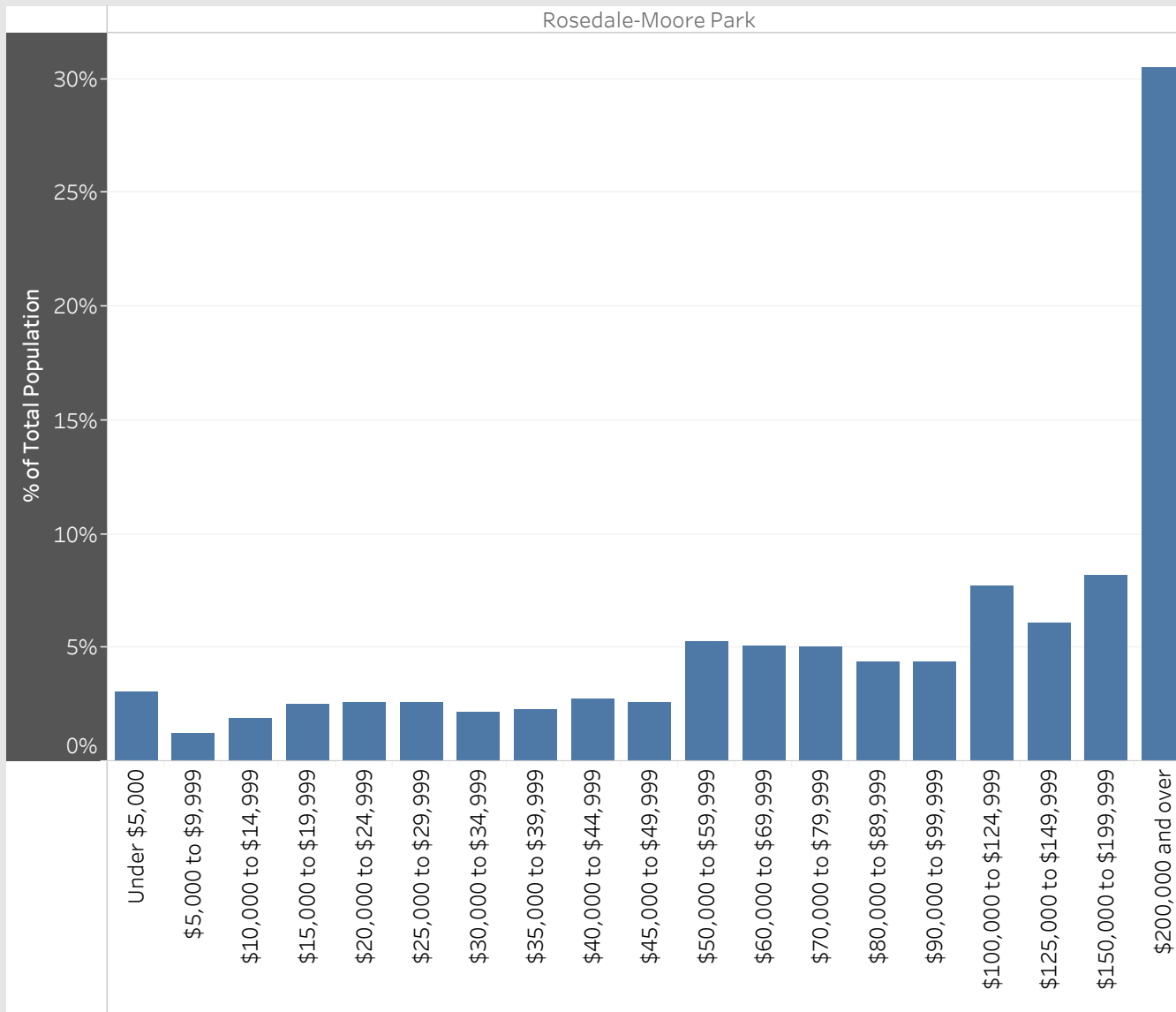


Rosedale-Moore Park  
Neighbourhood Breakdown  
July 1st, 2015 - March 31st, 2018

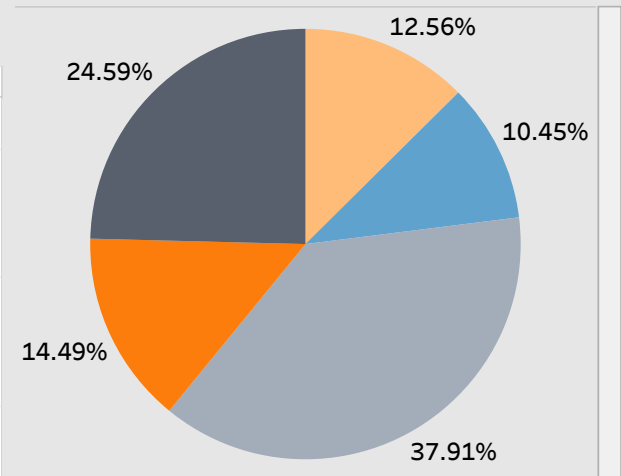


# 2016 StatsCan Data

## Household Income in Rosedale-Moore Park



### Age

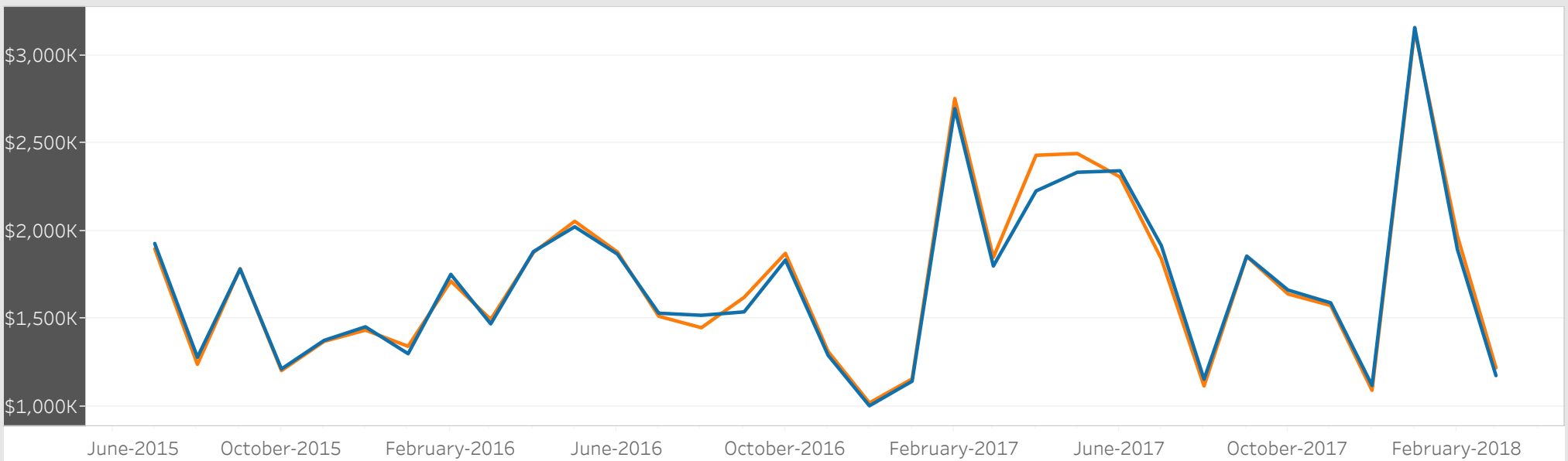


- Children (0-14 years)
- Youth (15-24 years)
- Working Age (25-54 years)
- Pre-retirement (55-64 years)
- Seniors (65+ years)

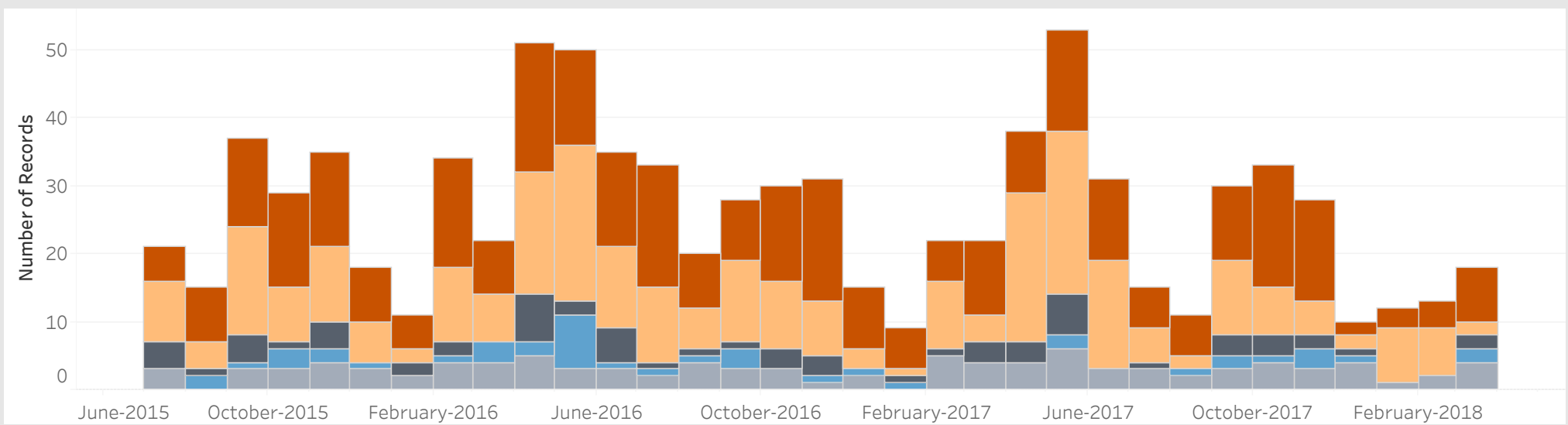
### Visible Minorities

Not a visible minority	81.80%
Chinese	5.57%
South Asian	2.93%
Black	1.91%
Korean	1.45%
Latin American	1.31%
West Asian	1.14%
Filipino	1.02%
Multiple visible minorities	0.92%
Arab	0.75%
Japanese	0.65%
Visible minority; n.i.e.	0.31%
Southeast Asian	0.22%

## Average Sold Price vs. Average Ask Price in Rosedale-Moore Park



## Properties Sold in Rosedale-Moore Park by Month



## Data

Month, Day, Year of Sold Date	Address1	Property Type	Bedrooms	Washrooms	Days on the Market	List Price	Sold Price
6 July, 2015	15 Gregory Ave, Toronto	Detached	4	3	13	\$1,695K	\$1,675K
7 July, 2015	1901, 278 Bloor St, Toronto	Condo	2	2	79	\$850K	\$830K
8 July, 2015	10 Hampton Park Cres, Toronto	Detached	5	5	13	\$1,695K	\$1,510K
9 July, 2015	10 Rosedale Rd, Toronto	Detached	5	5	23	\$2,449K	\$2,400K
10 July, 2015	209, 1A Dale Ave, Toronto	Condo		1	60	\$239K	\$251K
12 July, 2015	206, 360 Bloor St, Toronto	Condo	1	2	59	\$489K	\$450K
13 July, 2015	103 Heath St, Toronto	Detached	6	6	7	\$1,800K	\$1,941K
14 July, 2015	43 Castle Frank Cres, Toronto	Detached	4	3	8	\$1,695K	\$1,958K
	607, 278 Bloor St, Toronto	Condo	2	2	3	\$950K	\$950K
15 July, 2015	19 Maple Ave, Toronto	Semi-Detached	6	5	51	\$2,595K	\$2,350K
	20 Hawthorn Ave, Toronto	Detached	4	5	56	\$2,595K	\$2,515K
19 July, 2015	202, 40 Glen Rd, Toronto	Other	2	1	28	\$319K	\$300K
20 July, 2015	26 Dunbar Rd, Toronto	Semi-Detached	3	4	7	\$2,095K	\$2,075K
23 July, 2015	713, 300 Bloor St, Toronto	Condo	1	1	30	\$373K	\$370K
24 July, 2015	31 Errington Ave, Toronto	Detached	5	5	12	\$3,490K	\$3,400K
26 July, 2015	31 Douglas Dr, Toronto	Detached	5	5	49	\$2,850K	\$2,775K
	44 Summerhill Ave, Toronto	Semi-Detached	3	4	5	\$1,490K	\$1,805K
27 July, 2015	166 Crescent Rd, Toronto	Detached	6	8	50	\$8,380K	\$7,888K
	203, 7 Thornwood Rd, Toronto	Other	3	2	55	\$949K	\$942K
28 July, 2015	3 Hawthorn Gdns, Toronto	Semi-Detached	2	4	3	\$2,000K	\$2,570K
	3A Hawthorn Gdns, Toronto	Other			3	\$1,500K	\$900K
3 August, 2015	65 Highland Ave, Toronto	Detached	5	6	111	\$3,095K	\$2,800K
	1602, 8 Park Rd, Toronto	Condo	2	2	20	\$475K	\$475K
4 August, 2015	3308, 8 Park Rd, Toronto	Condo	2	1	58	\$390K	\$374K
7 August, 2015	84 Moore Ave, Toronto	Semi-Detached	3	3	10	\$1,350K	\$1,285K
8 August, 2015	1711, 8 Park Rd, Toronto	Condo	2	2	5	\$429K	\$415K
12 August, 2015	45B Chestnut Park Rd, Toronto	Townhouse	2	4	79	\$1,950K	\$1,850K
	#911, 25 Scrivener Sq, Toronto	Condo	2	2	6	\$1,687K	\$1,687K

## Data

Month, Day, Year of Sold Date	Address1	Property Type	Bedrooms	Washrooms	Days on the Market	List Price	Sold Price
13 August, 2015	109 Inglewood Dr, Toronto	Detached	4	2	3	\$1,300K	\$1,360K
15 August, 2015	41 Maple Ave, Toronto	Detached	3	5	74	\$2,875K	\$2,685K
16 August, 2015	84 Summerhill Gdns, Toronto	Townhouse	2	2	7	\$929K	\$975K
17 August, 2015	703, 5 Rosehill Ave, Toronto	Condo	2	2	22	\$525K	\$510K
22 August, 2015	907, 388 Bloor St, Toronto	Condo	3	1	3	\$285K	\$310K
25 August, 2015	51 Mathersfield Dr, Toronto	Detached	3	5	9	\$2,875K	\$2,838K
29 August, 2015	403, 2 Roxborough St, Toronto	Condo	2	2	5	\$650K	\$650K
31 August, 2015	307, 20 Collier St, Toronto	Condo	2	1	19	\$389K	\$384K
1 September, 2015	36 Edgar Ave, Toronto	Detached	6	4	72	\$2,999K	\$2,850K
	312, 30 Elm Ave, Toronto	Other	2	1	14	\$369K	\$350K
4 September, 2015	92 Binscarth Rd, Toronto	Semi-Detached	6	4	3	\$1,595K	\$1,500K
7 September, 2015	225 Douglas Dr, Toronto	Detached	6	3		\$2,825K	\$2,800K
	2011, 8 Park Rd, Toronto	Condo	2	2	18	\$425K	\$421K
8 September, 2015	308, 278 Bloor St, Toronto	Condo	2	2	13	\$1,245K	\$1,200K
9 September, 2015	503, 2 Roxborough St, Toronto	Condo	2	2	8	\$989K	\$1,152K
10 September, 2015	1012, 300 Bloor St, Toronto	Condo	1	1	18	\$320K	\$318K
13 September, 2015	90 Rose Park Dr, Toronto	Detached	3	4	6	\$1,650K	\$1,640K
	403, 20 Collier St, Toronto	Condo	2	2	6	\$619K	\$619K
15 September, 2015	36 Standish Ave, Toronto	Detached	3	4	1	\$1,395K	\$1,500K
	117 Hudson Dr, Toronto	Detached	3	4	8	\$2,895K	\$3,101K
	202, 1A Dale Ave, Toronto	Condo		1	5	\$489K	\$484K
16 September, 2015	126 Garfield Ave, Toronto	Detached	5	5	38	\$2,599K	\$2,400K
	1710, 8 Park Rd, Toronto	Condo	2	2	8	\$575K	\$575K
17 September, 2015	11 Whitney Ave, Toronto	Detached	5	7	136	\$6,975K	\$6,500K
	53 Garfield Ave, Toronto	Detached	5	5	3	\$2,799K	\$3,250K
19 September, 2015	51 Glen Rd, Toronto	Detached	7	6	3	\$3,848K	\$3,875K
20 September, 2015	403, 66 Roxborough St, Toronto	Condo	1	2	13	\$849K	\$829K
	805, 10 Avoca Ave, Toronto	Other	2	1	10	\$495K	\$490K

## Data

Month, Day, Year of Sold Date	Address1	Property Type	Bedrooms	Washrooms	Days on the Market	List Price	Sold Price
21 September, 2015	505, 1177 Yonge St, Toronto	Condo	1	1	8	\$459K	\$536K
22 September, 2015	18 Whitney Ave, Toronto	Detached	7	4	9	\$2,395K	\$2,400K
	47 Maple Ave, Toronto	Detached	4	5	13	\$2,495K	\$2,437K
	51 Roxborough Dr, Toronto	Detached	3	3	135	\$4,695K	\$4,554K
	68 Hudson Dr, Toronto	Detached	4	3	8	\$1,950K	\$2,108K
	602, 5 Rosehill Ave, Toronto	Condo	2	2	9	\$590K	\$585K
23 September, 2015	83 Moore Ave, Toronto	Semi-Detached	2	3	10	\$1,295K	\$1,305K
24 September, 2015	31 Whitney Ave, Toronto	Detached	4	5	10	\$3,795K	\$3,795K
25 September, 2015	124 South Dr, Toronto	Detached	2	4	4	\$2,495K	\$2,460K
26 September, 2015	94 Moore Ave, Toronto	Semi-Detached	5	5	5	\$1,695K	\$1,900K
	1806, 388 Bloor St, Toronto	Condo	3	2	19	\$459K	\$452K
28 September, 2015	60A Glen Rd, Toronto	Semi-Detached	3	4	7	\$2,195K	\$2,305K
	76 Asquith Ave, Toronto	Townhouse	2	3	21	\$1,548K	\$1,400K
	203, 2 Roxborough St, Toronto	Condo	2	2	21	\$729K	\$705K
	643, 21 Dale Ave, Toronto	Other	3	1	20	\$429K	\$465K
29 September, 2015	710, 1177 Yonge St, Toronto	Condo	1	2	11	\$1,099K	\$1,133K
30 September, 2015	2 Governor's Rd, Toronto	Detached	3	2	15	\$1,695K	\$1,650K
1 October, 2015	608, 20 Scrivener Sq, Toronto	Condo	2	1	8	\$479K	\$485K
2 October, 2015	411, 1231 Yonge St, Toronto	Condo	2	2	3	\$549K	\$613K
	707, 21 Dale Ave, Toronto	Other	3	1	15	\$229K	\$225K
	Th9, 70 Shaftesbury Ave, Toronto	Townhouse	2	2	4	\$850K	\$795K
4 October, 2015	702, 20 Collier St, Toronto	Condo	2	3	6	\$939K	\$935K
	1702, 388 Bloor St, Toronto	Condo	3	1	31	\$375K	\$349K
5 October, 2015	198 Hudson Dr, Toronto	Detached	4	3	7	\$1,350K	\$1,365K
	2007, 300 Bloor St, Toronto	Condo	1	2	22	\$678K	\$656K
6 October, 2015	44 Heath St, Toronto	Detached	4	2		\$1,599K	\$1,650K
	504 St Clair Ave, Toronto	Detached	3	4		\$2,299K	\$2,261K
7 October, 2015	92 Pleasant Blvd, Toronto	Townhouse	3	3	28	\$1,599K	\$1,570K

## Data

Month, Day, Year of Sold Date	Address1	Property Type	Bedrooms	Washrooms	Days on the Market	List Price	Sold Price
7 October, 2015	719, 20 Scrivener Sq, Toronto	Condo	2	2	7	\$750K	\$745K
13 October, 2015	304, 8 Hawthorn Ave, Toronto	Condo	2	2	30	\$925K	\$870K
14 October, 2015	60 Crescent Rd, Toronto	Detached	6	5	29	\$3,595K	\$3,408K
	303, 25 Scrivener Sq, Toronto	Condo	2	1	2	\$525K	\$531K
	325 Glen Rd, Toronto	Semi-Detached	3	5	16	\$1,495K	\$1,455K
	507, 278 Bloor St, Toronto	Condo	2	2	11	\$949K	\$910K
17 October, 2015	19 Edgewood Cres, Toronto	Detached	3	3	18	\$2,395K	\$2,395K
18 October, 2015	407, 25 Scrivener Sq, Toronto	Condo	2	2	25	\$649K	\$640K
19 October, 2015	80 Summerhill Ave, Toronto	Detached	4	4	7	\$2,349K	\$2,480K
	2001, 20 Avoca Ave, Toronto	Other	2	2	56	\$739K	\$735K
20 October, 2015	90A Shaftesbury Ave, Toronto	Townhouse	3	3	7	\$1,295K	\$1,295K
22 October, 2015	72 Harper Ave, Toronto	Detached	4	4	2	\$2,895K	\$3,150K
	305, 20 Scrivener Sq, Toronto	Condo	2	1	32	\$600K	\$590K
24 October, 2015	415, 25 Scrivener Sq, Toronto	Condo	2	2	40	\$1,269K	\$1,230K
25 October, 2015	107, 1A Dale Ave, Toronto	Condo		2	32	\$499K	\$495K
	107, 31 Rosedale Rd, Toronto	Other	2	1	47	\$529K	\$515K
26 October, 2015	1111, 300 Bloor St, Toronto	Condo	1	1	4	\$335K	\$325K
29 October, 2015	17 Douglas Cres, Toronto	Detached	4	4	17	\$2,450K	\$2,250K
2 November, 2015	311 Heath St, Toronto	Detached	5	5	7	\$2,195K	\$2,220K
4 November, 2015	24 Thornwood Rd, Toronto	Detached	5	5	8	\$3,400K	\$3,900K
5 November, 2015	476 Summerhill Ave, Toronto	Semi-Detached	6	2	19	\$1,395K	\$1,325K
	608, 5 Rosehill Ave, Toronto	Condo	2	1	15	\$285K	\$283K
6 November, 2015	3213, 8 Park Rd, Toronto	Condo	2	1	11	\$330K	\$322K
7 November, 2015	76 Summerhill Gdns, Toronto	Townhouse	1	2	13	\$859K	\$880K
8 November, 2015	106 Pricefield Rd, Toronto	Semi-Detached	4	4	10	\$1,890K	\$1,900K
9 November, 2015	136 Clifton Rd, Toronto	Detached	3	3	8	\$1,399K	\$1,390K
	B3, 75 Crescent Rd, Toronto	Condo	2	1	155	\$425K	\$400K
11 November, 2015	41 Castle Frank Rd, Toronto	Detached	2	2	37	\$1,890K	\$1,825K

## Data

Month, Day, Year of Sold Date	Address1	Property Type	Bedrooms	Washrooms	Days on the Market	List Price	Sold Price
11 November, 2015	291 Heath St, Toronto	Detached	6	3	3	\$1,850K	\$1,981K
	703, 70 Rosehill Ave, Toronto	Condo	2	4	153	\$3,980K	\$3,750K
12 November, 2015	81.5 Woodlawn Ave, Toronto	Detached	2	1	3	\$850K	\$800K
15 November, 2015	201, 1177 Yonge St, Toronto	Condo	1	1	49	\$469K	\$465K
	202, 20 Collier St, Toronto	Condo	2	1	14	\$345K	\$350K
	208, 278 Bloor St, Toronto	Condo	2	2	59	\$1,185K	\$1,050K
	409, 30 Glen Elm Ave, Toronto	Condo	2	2	5	\$499K	\$527K
17 November, 2015	1906, 278 Bloor St, Toronto	Condo	2	2	22	\$719K	\$712K
18 November, 2015	941, 21 Dale Ave, Toronto	Other	3	3	24	\$1,199K	\$1,207K
	Ter 10, 278 Bloor St, Toronto	Condo	2	2	36	\$829K	\$759K
20 November, 2015	519, 5 Rosehill Ave, Toronto	Condo	2	2	8	\$591K	\$591K
21 November, 2015	23 Edgewood Cres, Toronto	Semi-Detached	4	3	53	\$1,280K	\$1,255K
22 November, 2015	26 Summerhill Gdns, Toronto	Detached	5	4	5	\$2,475K	\$2,601K
23 November, 2015	15 Binscarth Rd, Toronto	Semi-Detached	5	5	141	\$2,195K	\$2,000K
	16 Edgewood Cres, Toronto	Detached	4	5	7	\$1,749K	\$1,765K
	303, 2 Roxborough St, Toronto	Condo	2	2	13	\$949K	\$925K
24 November, 2015	55 Rose Park Dr, Toronto	Detached	5	4	8	\$2,400K	\$2,500K
	104, 120 Rosedale Valley Rd, Toronto	Other	2	2	36	\$600K	\$590K
	110 Pleasant Blvd, Toronto	Townhouse	3	4	14	\$1,599K	\$1,585K
25 November, 2015	204, 20 Scrivener Sq, Toronto	Condo	2	1	2	\$479K	\$506K
	410, 30 Glen Elm Ave, Toronto	Condo	2	2	8	\$519K	\$519K
26 November, 2015	199 St Clair Ave, Toronto	Other	7	5	35	\$2,000K	\$1,900K
29 November, 2015	6 Astley Ave, Toronto	Detached	4	5	35	\$2,650K	\$2,560K
	8 Ridge Drive Park, Toronto	Detached	4	6	66	\$1,729K	\$1,690K
30 November, 2015	104, 7 Thornwood Rd, Toronto	Other	3	2	4	\$969K	\$942K
1 December, 2015	2305, 300 Bloor St, Toronto	Condo	1	1	5	\$500K	\$500K
2 December, 2015	67 Alvin Ave, Toronto	Townhouse	3	3	44	\$1,299K	\$1,250K
	609, 38 Avoca Ave, Toronto	Condo	2	1	16	\$410K	\$406K



## Data

Month, Day, Year of Sold Date	Address1	Property Type	Bedrooms	Washrooms	Days on the Market	List Price	Sold Price
4 December, 2015	88 Glenrose Ave, Toronto	Detached	3	2	116	\$1,068K	\$1,025K
	204 Glen Rd, Toronto	Detached	4	3	18	\$1,495K	\$1,530K
6 December, 2015	61 Cluny Dr, Toronto	Detached	9	5	81	\$4,695K	\$4,506K
	606, 20 Collier St, Toronto	Condo	2	1	6	\$450K	\$440K
	620, 5 Rosehill Ave, Toronto	Condo	2	2	10	\$589K	\$570K
	1010, 360 Bloor St, Toronto	Condo	1	3	21	\$799K	\$780K
7 December, 2015	2615, 8 Park Rd, Toronto	Condo	2	1	22	\$390K	\$378K
9 December, 2015	732, 21 Dale Ave, Toronto	Other	3	3	3	\$1,100K	\$1,161K
13 December, 2015	155 Welland Ave, Toronto	Detached	3	3	34	\$1,495K	\$1,415K
	301, 7 Thornwood Rd, Toronto	Other	3	2	4	\$925K	\$1,025K
16 December, 2015	33 Rosedale Rd, Toronto	Detached	4	6	86	\$3,950K	\$3,800K
20 December, 2015	247 St Clair Ave, Toronto	Other	6	4	10	\$1,199K	\$1,654K
	Ph3, 360 Bloor St, Toronto	Condo	1	3	46	\$759K	\$711K
23 December, 2015	87 Harper Ave, Toronto	Detached	4	5	58	\$3,995K	\$3,700K
29 December, 2015	605, 278 Bloor St, Toronto	Condo	2	2	25	\$1,050K	\$975K
13 January, 2016	1212, 360 Bloor St, Toronto	Condo	1	3	114	\$620K	\$592K
14 January, 2016	32 Nanton Ave, Toronto	Detached	3	3	4	\$2,375K	\$2,375K
19 January, 2016	63 Summerhill Ave, Toronto	Semi-Detached	3	3	7	\$1,690K	\$1,825K
	66 Collier St, Toronto	Condo	2	2	8	\$1,299K	\$1,351K
	801, 21 Dale Ave, Toronto	Other	3	2	44	\$859K	\$859K
21 January, 2016	2 Glenrose Ave	Detached	7	5	10	\$2,495K	\$2,595K
24 January, 2016	709, 38 Avoca Ave	Condo	1	1	6	\$420K	\$415K
27 January, 2016	104 Elm Ave	Semi-Detached	3	4	2	\$2,350K	\$2,600K
28 January, 2016	1705, 278 Bloor St E	Condo	3	2	9	\$1,079K	\$1,070K
29 January, 2016	306, 149 South Dr	Other	1	1	4	\$475K	\$470K
31 January, 2016	46, 33 Price St	Condo	1	2	80	\$645K	\$617K
1 February, 2016	31 Edgar Ave	Detached	5	3	7	\$2,400K	\$2,350K
	69 Astley Ave	Detached	3	3	7	\$2,495K	\$2,450K

## Data

Month, Day, Year of Sold Date	Address1	Property Type	Bedrooms	Washrooms	Days on the Market	List Price	Sold Price
1 February, 2016	159 Hudson Dr	Detached	2	3	14	\$2,095K	\$1,865K
	203, 388 Bloor St E	Condo	2	2	103	\$739K	\$720K
3 February, 2016	2 Corrigan Clse	Semi-Detached	3	4	14	\$4,195K	\$4,000K
5 February, 2016	116 Glen Rd	Detached	4	5	11	\$2,395K	\$2,370K
	401, 2 Roxborough St	Condo	2	2	23	\$1,049K	\$975K
6 February, 2016	138 Rosedale Valley Rd	Semi-Detached	3	5	99	\$1,595K	\$1,507K
	514, 20 Scrivener Sq	Condo	2	2	4	\$1,749K	\$1,753K
7 February, 2016	846, 21 Dale Ave	Other	1	1	11	\$449K	\$440K
8 February, 2016	801, 33 Jackes Ave	Condo	2	3	123	\$4,748K	\$4,425K
9 February, 2016	602, 20 Scrivener Sq	Condo	2	2	0	\$1,215K	\$1,215K
10 February, 2016	619, 20 Scrivener Sq	Condo	2	1	14	\$795K	\$795K
11 February, 2016	104* Rosedale Heights Dr	Other	7	6	6	\$2,995K	\$3,100K
	501, 825 Church St	Condo	2	2	6	\$559K	\$540K
	1201, 20 Avoca Ave	Condo	2	2	121	\$749K	\$745K
12 February, 2016	26 Inglewood Dr	Detached	3	4	4	\$1,695K	\$1,825K
15 February, 2016	2805, 8 Park Rd	Condo	2	2	15	\$675K	\$655K
16 February, 2016	305 St Clair Ave E	Other	4	3	7	\$1,329K	\$1,515K
17 February, 2016	101, 20 Scrivener Sq	Condo	2	2	13	\$1,795K	\$1,750K
	1201, 10 Avoca Ave	Other	2	2	19	\$795K	\$795K
18 February, 2016	708, 25 Scrivener Sq	Condo	2	2	10	\$770K	\$789K
	1402, 278 Bloor St E	Condo	2	2	13	\$975K	\$950K
19 February, 2016	5 Governor's Rd	Detached	4	6	3	\$3,295K	\$3,450K
	910, 360 Bloor St E	Condo	1	1	22	\$370K	\$358K
22 February, 2016	7 Sherbourne St N	Townhouse	5	4	12	\$1,950K	\$1,850K
	74 Whitehall Rd	Detached	5	5	6	\$2,170K	\$2,170K
23 February, 2016	907, 360 Bloor St E	Condo	2	2	26	\$595K	\$563K
24 February, 2016	47 Bennington Heights Dr	Detached	4	5	20	\$2,895K	\$2,750K
	56 Standish Ave	Detached	4	5	16	\$2,198K	\$2,150K

## Data

Month, Day, Year of Sold Date	Address1	Property Type	Bedrooms	Washrooms	Days on the Market	List Price	Sold Price
24 February, 2016	138 Glenrose Ave	Detached	4	5	44	\$2,450K	\$2,360K
26 February, 2016	103 Crescent Rd	Detached	4	5	32	\$4,380K	\$4,100K
27 February, 2016	2906, 8 Park Rd	Condo	2	2	19	\$600K	\$590K
28 February, 2016	705, 5 Rosehill Ave	Condo	1	2	12	\$425K	\$420K
2 March, 2016	608, 360 Bloor St E	Condo	2	2	1	\$545K	\$545K
3 March, 2016	16 Kingsmere Rd	Detached	4	3	9	\$1,649K	\$1,605K
4 March, 2016	20 Ottawa St	Townhouse	3	3	2	\$1,399K	\$1,605K
7 March, 2016	87 Rosedale Heights Dr	Detached	5	5	5	\$2,095K	\$2,310K
8 March, 2016	68 Heath St E	Townhouse	3	4	6	\$1,795K	\$1,725K
10 March, 2016	87 Highland Ave	Detached	6	5	10	\$4,295K	\$4,450K
	103, 75 Crescent Rd	Condo	2	2	1	\$779K	\$779K
14 March, 2016	48 Glenrose Ave	Detached	6	5	10	\$2,698K	\$2,565K
15 March, 2016	411, 1177 Yonge St	Condo	2	2	49	\$1,399K	\$1,350K
16 March, 2016	602, 300 Bloor St E	Condo	2	2	43	\$625K	\$620K
17 March, 2016	205, 20 Collier St	Condo	2	3	30	\$1,000K	\$1,000K
18 March, 2016	642, 21 Dale Ave	Other	0	1	35	\$233K	\$228K
21 March, 2016	85 Pleasant Blvd	Townhouse	2	3	3	\$750K	\$828K
	317 Glen Rd	Detached	2	2	13	\$1,299K	\$1,283K
22 March, 2016	9 Binscarth Rd	Detached	4	4	7	\$2,575K	\$2,825K
23 March, 2016	636, 21 Dale Ave	Other	2	2	34	\$585K	\$631K
24 March, 2016	306, 1A Dale Ave	Condo	3	4	64	\$1,575K	\$1,482K
26 March, 2016	707, 388 Bloor St E	Condo	1	1	15	\$325K	\$322K
27 March, 2016	1203, 300 Bloor St	Condo	2	2	6	\$645K	\$643K
29 March, 2016	515, 16 Rosedale Rd	Other	2	2	15	\$639K	\$703K
30 March, 2016	89 Whitehall Rd	Other	6	3	39	\$2,250K	\$2,200K
31 March, 2016	165 Roxborough Dr	Detached	4	5	1	\$3,195K	\$3,205K
1 April, 2016	4D, 66 Collier St	Condo	2	2	8	\$1,199K	\$1,175K
	21 Roxborough St E	Semi-Detached	4	4	2	\$3,350K	\$3,685K

## Data

Month, Day, Year of Sold Date	Address1	Property Type	Bedrooms	Washrooms	Days on the Market	List Price	Sold Price
1 April, 2016	2908, 8 Park Rd	Condo	1	1	10	\$390K	\$378K
	Ph1, 20 Scrivener Sq	Condo	1	2	1	\$1,550K	\$1,650K
3 April, 2016	404, 33 Jackes Ave	Condo	2	3	52	\$2,680K	\$2,400K
4 April, 2016	355 Mount Pleasant Rd	Detached	4	3	0	\$1,179K	\$1,150K
	725, 21 Dale Ave	Other	2	1	6	\$625K	\$663K
	3005, 8 Park Rd	Condo	2	2	19	\$688K	\$708K
5 April, 2016	3, 34 Rowanwood Ave	Condo	2	1	7	\$675K	\$675K
	63 Rosedale Heights Dr	Detached	5	4	6	\$2,195K	\$2,525K
	Th5, 94 Crescent Rd	Townhouse	3	3	34	\$1,895K	\$1,800K
6 April, 2016	137 Roxborough Dr	Detached	6	4	85	\$3,400K	\$3,300K
8 April, 2016	82 Shaftesbury Ave	Semi-Detached	4	4	1	\$1,499K	\$1,556K
	204, 33 Jackes Ave	Condo	2	3	10	\$2,548K	\$2,359K
11 April, 2016	28 Brendan Rd	Detached	4	4	7	\$1,500K	\$1,636K
12 April, 2016	92 Glen Rd	Semi-Detached	4	3	7	\$2,495K	\$2,450K
	712, 300 Bloor St, Toronto	Condo	1	1	2	\$345K	\$351K
13 April, 2016	10 Burnham Rd	Detached	4	4	2	\$1,795K	\$2,090K
	1803, 388 Bloor St E	Condo	3	2	99	\$589K	\$580K
15 April, 2016	201, 2 Roxborough St E	Condo	2	2	10	\$949K	\$949K
18 April, 2016	16 Dunbar Rd	Semi-Detached	3	4	5	\$1,649K	\$1,901K
	104 Summerhill Ave	Semi-Detached	3	3	6	\$1,575K	\$1,550K
	703, 20 Avoca Ave	Other	1	2	58	\$549K	\$535K
	Coach, 1 Chestnut Park Rd	Condo	2	4	5	\$3,750K	\$3,810K
20 April, 2016	1812, 8 Park Rd	Condo	2	2	2	\$618K	\$608K
	1905, 825 Church St	Condo	2	2	16	\$750K	\$709K
21 April, 2016	21 Evergreen Gdns	Detached	4	5	23	\$3,295K	\$3,250K
	601, 120 Rosedale Valley Rd	Other	2	2	30	\$849K	\$800K
22 April, 2016	16, 95 Summerhill Ave	Townhouse	3	3	52	\$1,179K	\$1,148K
	96 Douglas Dr	Detached	4	5	2	\$3,295K	\$3,250K

## Data

Month, Day, Year of Sold Date	Address1	Property Type	Bedrooms	Washrooms	Days on the Market	List Price	Sold Price
22 April, 2016	128 Glenrose Ave	Detached	4	5	4	\$1,995K	\$2,230K
	140 Collier St	Semi-Detached	3	3	4	\$1,665K	\$1,665K
	602, 20 Avoca Ave	Other	1	1	25	\$498K	\$490K
	Main, 1 Chestnut Park Rd	Condo	3	4	73	\$4,500K	\$3,850K
24 April, 2016	Lph08, 20 Collier St	Condo	2	2	3	\$818K	\$818K
25 April, 2016	13 Binscarth Rd	Detached	5	6	27	\$2,975K	\$2,840K
	171 Roxborough Dr	Detached	5	7	81	\$5,775K	\$5,310K
	351 Inglewood Dr	Detached	6	4	0	\$2,500K	\$2,800K
	406, 2 Roxborough St E	Condo	1	1	13	\$570K	\$550K
	609, 120 Rosedale Valley Rd	Other	3	3	28	\$980K	\$970K
26 April, 2016	22 Garfield Ave	Detached	4	5	8	\$3,295K	\$3,295K
	607, 5 Rosehill Ave	Condo	2	2	9	\$539K	\$529K
27 April, 2016	49 Cluny Dr	Detached	6	6	16	\$4,150K	\$4,215K
	458 St Clair Ave E	Semi-Detached	3	2	8	\$975K	\$1,180K
28 April, 2016	4 Mckenzie Ave	Detached	3	6	3	\$3,100K	\$3,100K
	14 Whitehall Rd	Detached	4	4	2	\$1,799K	\$1,930K
	16 Ferndale Ave	Detached	5	4	23	\$1,450K	\$1,300K
	94 Inglewood Dr	Detached	5	6	46	\$5,170K	\$4,850K
	3612, 8 Park Rd	Condo	1	1	69	\$579K	\$550K
30 April, 2016	17 Nesbitt Dr	Detached	4	5	4	\$2,995K	\$2,995K
	1208, 300 Bloor St E	Condo	2	2	5	\$610K	\$610K
1 May, 2016	307, 300 Bloor St E	Condo	2	2	2	\$650K	\$640K
2 May, 2016	40 Castle Frank Cres	Detached	5	4	5	\$2,850K	\$3,050K
	57 Highland Ave	Detached	5	7	34	\$7,898K	\$7,400K
	238 Rosedale Heights Dr	Detached	3	1	6	\$1,375K	\$1,520K
	2006, 388 Bloor St E	Condo	3	2	13	\$1,075K	\$1,250K
3 May, 2016	89 Ridge Dr	Detached	5	6	15	\$3,995K	\$3,875K
	103 Pleasant Blvd	Townhouse	2	3	6	\$849K	\$971K

## Data

Month, Day, Year of Sold Date	Address1	Property Type	Bedrooms	Washrooms	Days on the Market	List Price	Sold Price
4 May, 2016	506, 1177 Yonge St	Condo	1	1	0	\$480K	\$490K
	604, 300 Bloor St E	Condo	1	1	18	\$500K	\$506K
	2705, 300 Bloor St E	Condo	1	1	6	\$500K	\$503K
5 May, 2016	4, 58 Elm Ave	Townhouse	2	3	10	\$1,395K	\$1,345K
	905, 20 Avoca Ave	Other	1	1	14	\$555K	\$551K
6 May, 2016	35 Whitehall Rd	Other	6	3	8	\$2,125K	\$2,010K
9 May, 2016	31 Nanton Ave	Detached	3	4	5	\$2,475K	\$2,588K
10 May, 2016	100, 21 Shaftesbury Ave	Townhouse	3	3	7	\$1,475K	\$1,667K
	Ph1, 94 Crescent Rd	Condo	3	5	29	\$3,695K	\$3,600K
11 May, 2016	18 Standish Ave	Detached	3	1	7	\$1,575K	\$1,682K
	72 Crescent Rd	Detached	5	6	7	\$4,295K	\$4,200K
	289 Heath St E	Detached	3	3	2	\$1,895K	\$2,238K
13 May, 2016	187 Roxborough Dr	Detached	5	5	4	\$4,195K	\$4,195K
15 May, 2016	2808, 300 Bloor St E	Condo	2	2	6	\$580K	\$580K
16 May, 2016	50A Maple Ave	Townhouse	2	4	7	\$1,640K	\$1,700K
17 May, 2016	34 South Dr	Detached	3	3	1	\$2,749K	\$3,000K
	48 Moore Ave	Detached	3	2	7	\$1,500K	\$1,611K
	502, 278 Bloor St E	Condo	2	2	76	\$995K	\$980K
	504, 2 Roxborough St E	Condo	2	2	6	\$879K	\$879K
18 May, 2016	68 Summerhill Gdns	Townhouse	2	2	10	\$995K	\$1,305K
	335 Glen Rd	Semi-Detached	4	3	6	\$1,495K	\$1,610K
	502, 388 Bloor St E	Condo	1	1	49	\$350K	\$350K
	2101, 388 Bloor St E	Condo	2	2	8	\$598K	\$590K
19 May, 2016	296 Heath St E	Detached	4	3	6	\$1,960K	\$1,900K
20 May, 2016	11 Binscarth Rd	Detached	4	4	10	\$2,250K	\$2,200K
	11 Errington Ave	Detached	4	4	38	\$2,595K	\$2,530K
	46 A Castle Frank Rd	Semi-Detached	3	4	11	\$1,895K	\$1,750K
	91 Crescent Rd	Detached	4	6	87	\$4,500K	\$4,279K

## Data

Month, Day, Year of Sold Date	Address1	Property Type	Bedrooms	Washrooms	Days on the Market	List Price	Sold Price
22 May, 2016	65 Castle Frank Rd	Detached	5	5	6	\$3,895K	\$4,159K
24 May, 2016	50 Shaftesbury Ave	Townhouse	3	3	6	\$1,799K	\$1,925K
	52 Roxborough Dr	Detached	4	2	20	\$2,195K	\$2,100K
25 May, 2016	32 Douglas Dr	Detached	4	4	8	\$3,195K	\$3,300K
26 May, 2016	47 Elm Ave	Detached	5	5	2	\$2,495K	\$2,750K
27 May, 2016	68 Standish Ave	Detached	3	4	2	\$1,399K	\$1,675K
	1603, 388 Bloor St E	Condo	3	2	78	\$589K	\$589K
	P H, 34 Rowanwood Ave	Condo	2	2	86	\$2,595K	\$2,250K
28 May, 2016	62 Maple Ave	Detached	5	5	164	\$3,998K	\$3,655K
	117 Roxborough Dr	Detached	4	4	4	\$2,200K	\$2,220K
30 May, 2016	844, 21 Dale Ave	Other	3	3	6	\$1,495K	\$1,495K
31 May, 2016	4, 70 Shaftesbury Ave	Townhouse	2	3	6	\$890K	\$1,069K
	38 Mathersfield Dr	Detached	4	5	6	\$3,495K	\$3,726K
	110 Shaftesbury Ave	Townhouse	2	3	6	\$1,249K	\$1,456K
	3107, 825 Church St	Condo	2	2	5	\$855K	\$840K
1 June, 2016	59 Standish Ave	Detached	4	1	6	\$999K	\$1,300K
	130 Glenrose Ave	Detached	4	4	8	\$1,899K	\$2,189K
	417, 20 Scrivener Sq	Condo	2	3	13	\$2,695K	\$2,513K
3 June, 2016	161 Roxborough Dr	Detached	5	6	45	\$4,395K	\$4,100K
	500 St Clair Ave E	Detached	5	8	78	\$4,499K	\$4,225K
5 June, 2016	#201, 33 Jackes Ave	Condo	2	3	5	\$2,100K	\$2,133K
6 June, 2016	190 Moore Ave	Detached	3	3	7	\$1,400K	\$1,400K
	503, 38 Avoca Ave	Condo	2	2	13	\$900K	\$1,140K
	605, 120 Rosedale Valley Rd	Other	2	2	13	\$659K	\$773K
7 June, 2016	801, 20 Scrivener Sq	Condo	2	2	14	\$1,289K	\$1,289K
	2910, 300 Bloor St E	Condo	1	2	12	\$685K	\$685K
	# 3, 149 South Dr	Other	2	1	37	\$470K	\$415K
8 June, 2016	23 Errington Ave	Detached	4	4	6	\$2,795K	\$2,877K

## Data

Month, Day, Year of Sold Date	Address1	Property Type	Bedrooms	Washrooms	Days on the Market	List Price	Sold Price
8 June, 2016	102 Elm Ave	Semi-Detached	3	4	7	\$2,350K	\$2,315K
10 June, 2016	9 Sherbourne St N	Semi-Detached	5	5	45	\$3,850K	\$3,575K
11 June, 2016	60 Highland Ave	Detached	5	4	3	\$3,895K	\$4,500K
13 June, 2016	22, 1 Baxter St	Townhouse	2	2	5	\$788K	\$855K
	802, 20 Avoca Ave, Toronto	Other	2	1	27	\$529K	\$520K
14 June, 2016	208, 20 Scrivener Sq	Condo	2	2	8	\$1,495K	\$1,500K
	208, 30 Glen Elm Ave	Condo	1	2	29	\$449K	\$445K
	1006, 388 Bloor St E	Condo	1	2	14	\$519K	\$513K
16 June, 2016	1205, 388 Bloor St E	Condo	2	2	16	\$599K	\$606K
17 June, 2016	110 Pricefield Rd	Semi-Detached	5	5	9	\$2,188K	\$2,141K
20 June, 2016	43 Rosedale Rd	Semi-Detached	5	6	21	\$3,500K	\$3,200K
	54 Standish Ave	Detached	4	2	6	\$1,295K	\$1,502K
22 June, 2016	2 Castle Frank Rd	Detached	6	6	23	\$6,750K	\$6,225K
23 June, 2016	176 Douglas Dr	Detached	4	4	8	\$2,695K	\$2,855K
	2109, 300 Bloor St E	Condo	2	2	25	\$579K	\$575K
25 June, 2016	98 Elm Ave	Semi-Detached	3	4	4	\$2,450K	\$2,650K
26 June, 2016	208, 38 Avoca Ave	Condo	2	2	6	\$635K	\$605K
27 June, 2016	101, 1A Dale Ave	Condo	2	1	4	\$549K	\$544K
	213, 20 Scrivener Sq	Condo	1	2	7	\$939K	\$939K
29 June, 2016	57 Astley Ave	Detached	3	4	29	\$1,709K	\$1,620K
30 June, 2016	132 Glenrose Ave	Detached	4	3	3	\$1,998K	\$2,287K
	412, 25 Scrivener Sq	Condo	2	2	16	\$829K	\$780K
4 July, 2016	920, 825 Church St	Condo	2	2	41	\$590K	\$645K
6 July, 2016	7 Douglas Cres	Detached	4	4	61	\$2,599K	\$2,500K
	64 Whitehall Rd	Detached	3	4	14	\$1,820K	\$1,800K
	610, 5 Rosehill Ave	Condo	1	2	7	\$460K	\$498K
7 July, 2016	9, 95 Summerhill Ave	Townhouse	3	3	32	\$1,356K	\$1,325K
	3506, 825 Church St	Condo	2	2	17	\$770K	\$750K



## Data

Month, Day, Year of Sold Date	Address1	Property Type	Bedrooms	Washrooms	Days on the Market	List Price	Sold Price
8 July, 2016	52 Standish Ave	Detached	4	3	9	\$1,650K	\$1,610K
11 July, 2016	57 Elm Ave	Detached	3	4	83	\$3,395K	\$3,110K
	202, 8 Hawthorn Ave	Condo	2	1	28	\$639K	\$633K
12 July, 2016	139 Glenrose Ave	Detached	4	5	0	\$4,520K	\$4,520K
13 July, 2016	8 Astley Ave	Detached	4	5	19	\$2,638K	\$2,480K
	20 Whitney Ave	Detached	6	5	43	\$3,495K	\$3,415K
	2313, 8 Park Rd	Condo	1	1	10	\$349K	\$344K
14 July, 2016	2108, 8 Park Rd	Condo	1	1	1	\$420K	\$412K
15 July, 2016	413, 25 Scrivener Sq	Condo	1	2	3	\$649K	\$716K
20 July, 2016	308A Rose Park Dr	Detached	5	6	2	\$3,150K	\$3,150K
	1102, 300 Bloor St E	Condo	2	2	13	\$778K	\$770K
	1206, 300 Bloor St E	Condo	2	2	16	\$809K	\$808K
21 July, 2016	201, 21 Shaftesbury Ave	Condo	2	2	6	\$699K	\$752K
22 July, 2016	8 Powell Ave	Semi-Detached	5	3	31	\$2,795K	\$2,500K
	181 Crescent Rd	Detached	6	7	36	\$5,295K	\$5,200K
23 July, 2016	518, 5 Rosehill Ave	Condo	2	2	2	\$598K	\$612K
26 July, 2016	84 Highland Ave	Detached	3	3	42	\$2,395K	\$2,397K
	103, 30 Glen Elm Ave	Condo	2	2	6	\$639K	\$839K
	406, 21 Shaftesbury Ave	Condo	2	2	8	\$1,229K	\$1,400K
	623, 21 Dale Ave	Other	2	1	105	\$549K	\$542K
	935, 21 Dale Ave	Other	3	2	43	\$850K	\$862K
	1206, 360 Bloor St E	Condo	1	2	5	\$420K	\$555K
	2803, 8 Park Rd	Condo	1	1	22	\$363K	\$350K
28 July, 2016	2703, 8 Park Rd	Condo	1	1	57	\$346K	\$337K
29 July, 2016	234 Heath St E	Detached	3	3	59	\$1,450K	\$1,375K
	2702, 300 Bloor St E	Condo	2	3	10	\$2,149K	\$2,100K
30 July, 2016	204, 2 Roxborough St E	Condo	2	2	4	\$669K	\$650K
2 August, 2016	212, 30 Glen Elm Ave	Condo	1	1	23	\$430K	\$415K

## Data

Month, Day, Year of Sold Date	Address1	Property Type	Bedrooms	Washrooms	Days on the Market	List Price	Sold Price
4 August, 2016	200 Inglewood Dr	Detached	4	6	85	\$3,995K	\$3,740K
5 August, 2016	11 Ancroft Pl	Townhouse	3	3	38	\$1,598K	\$1,520K
7 August, 2016	27 Scarth Rd	Detached	5	5	39	\$3,288K	\$3,140K
8 August, 2016	3708, 8 Park Rd	Condo	1	1	42	\$450K	\$445K
9 August, 2016	1615, 8 Park Rd	Condo	1	1	7	\$380K	\$375K
15 August, 2016	112, 30 Elm Ave	Other	2	1	99	\$525K	\$500K
16 August, 2016	1610, 8 Park Rd	Condo	2	2	5	\$639K	\$639K
17 August, 2016	941, 21 Dale Ave	Other	4	3	64	\$1,349K	\$1,300K
21 August, 2016	45C Chestnut Park	Semi-Detached	4	4	38	\$2,900K	\$2,450K
22 August, 2016	708, 20 Collier St	Condo	2	2	20	\$880K	\$875K
23 August, 2016	14 Binscarth Rd	Detached	5	3	6	\$1,995K	\$2,100K
	902, 20 Avoca Ave	Other	1	1	42	\$498K	\$498K
24 August, 2016	37 Alvin Ave	Detached	2	4	4	\$1,925K	\$1,950K
	166 Douglas Dr	Detached	4	5	100	\$3,588K	\$3,370K
26 August, 2016	301, 30 Elm Ave	Other	2	2	9	\$619K	\$680K
27 August, 2016	2608, 300 Bloor St E	Condo	2	2	58	\$580K	\$570K
28 August, 2016	31 Summerhill Ave	Detached	6	3	31	\$2,950K	\$2,650K
31 August, 2016	1707, 825 Church St	Condo	2	2	49	\$900K	\$900K
	3507, 825 Church St	Condo	2	2	12	\$898K	\$855K
1 September, 2016	618, 825 Church St	Condo	1	1	2	\$468K	\$455K
6 September, 2016	101, 66 Roxborough St E	Condo	1	1	55	\$460K	\$455K
9 September, 2016	32 Cornish Rd	Semi-Detached	4	5	3	\$2,100K	\$2,202K
	313 Glen Rd	Detached	3	4	2	\$1,750K	\$1,800K
12 September, 2016	159 Glen Rd	Detached	5	4	13	\$3,120K	\$3,025K
	402, 25 Scrivener Sq	Condo	1	1	6	\$615K	\$630K
	1008, 38 Avoca Ave	Condo	2	2	6	\$649K	\$707K
13 September, 2016	2008, 300 Bloor St E	Condo	2	2	83	\$574K	\$560K
14 September, 2016	93 Elm Ave	Detached	5	5	8	\$3,199K	\$3,150K

## Data

Month, Day, Year of Sold Date	Address1	Property Type	Bedrooms	Washrooms	Days on the Market	List Price	Sold Price
15 September, 2016	25, 1 Baxter St	Townhouse	2	2	7	\$880K	\$965K
	115 Welland Ave	Detached	4	2	3	\$1,475K	\$1,715K
19 September, 2016	3 Governor's Rd	Detached	4	4	7	\$2,000K	\$2,250K
	107, 158 Crescent Rd	Other	1	1	11	\$319K	\$336K
20 September, 2016	25 Crescent Rd	Detached	3	4	14	\$1,895K	\$2,200K
	37 Shaftesbury Ave	Townhouse	2	3	7	\$1,289K	\$1,289K
23 September, 2016	808, 825 Church St	Condo	1	1	11	\$486K	\$470K
	814, 300 Bloor St E	Condo	2	2	11	\$510K	\$510K
24 September, 2016	19 Ottawa St	Detached	4	4	9	\$2,490K	\$2,490K
25 September, 2016	21, 1 Baxter St	Townhouse	2	2	6	\$949K	\$995K
	716, 825 Church St	Condo	1	1	5	\$489K	\$480K
26 September, 2016	410, 158 Crescent Rd	Other	2	1	4	\$399K	\$460K
27 September, 2016	37 Douglas Cres	Detached	4	3	6	\$1,950K	\$2,100K
28 September, 2016	39 Douglas Cres	Detached	4	5	21	\$3,190K	\$3,200K
29 September, 2016	32 Crescent Rd	Detached	4	4	2	\$4,495K	\$5,260K
	65 Castle Frank Rd	Detached	5	5	22	\$3,995K	\$3,600K
	901, 21 Dale Ave	Other	2	2	19	\$859K	\$953K
	2006, 8 Park Rd W	Condo	2	2	1	\$630K	\$645K
30 September, 2016	5 Hawthorn Ave	Detached	6	2	11	\$1,849K	\$2,500K
3 October, 2016	19 Chestnut Park Rd	Detached	6	7	0	\$5,995K	\$5,820K
4 October, 2016	15 Castle Frank Cres	Detached	4	5	15	\$4,299K	\$4,250K
	309, 25 Scrivener Sq	Condo	1	1	5	\$700K	\$711K
5 October, 2016	188 Hudson Dr	Detached	3	2	6	\$1,595K	\$1,719K
	208, 30 Elm Ave	Other	2	1	27	\$549K	\$538K
	401, 9 Jackes Ave	Condo	2	3	126	\$3,995K	\$3,730K
	Ph01, 360 Bloor St E	Condo	2	3	8	\$799K	\$958K
10 October, 2016	602, 825 Church St	Condo	2	2	69	\$649K	\$633K
11 October, 2016	15 Jean St	Detached	4	2	8	\$1,495K	\$1,700K

## Data

Month, Day, Year of Sold Date	Address1	Property Type	Bedrooms	Washrooms	Days on the Market	List Price	Sold Price
12 October, 2016	94 Binscarth Rd	Detached	5	5	2	\$2,199K	\$2,900K
	Lph6, 38 Avoca Ave	Condo	3	3	1	\$2,000K	\$2,550K
14 October, 2016	45 Heath St E	Semi-Detached	3	4	1	\$2,995K	\$3,050K
	304, 21 Shaftesbury Ave	Condo	2	1	21	\$867K	\$833K
15 October, 2016	99 Whitehall Rd	Detached	4	2	39	\$2,299K	\$2,250K
	1512, 8 Park Rd	Condo	1	1	89	\$439K	\$430K
18 October, 2016	52 Moore Ave	Semi-Detached	3	4	1	\$1,399K	\$1,520K
	502/503, 10 Avoca Ave	Other	3	2	12	\$1,995K	\$1,925K
21 October, 2016	206, 31 Rosedale Rd	Other	2	2	35	\$629K	\$681K
	229 Douglas Dr	Detached	4	5	17	\$5,495K	\$5,250K
	2307, 300 Bloor St E	Condo	2	2	1	\$650K	\$650K
22 October, 2016	2 Lumley Ave	Detached	4	5	8	\$3,998K	\$3,775K
24 October, 2016	9B, 66 Collier St	Condo	2	2	6	\$1,149K	\$1,430K
25 October, 2016	88 Asquith Ave	Semi-Detached	3	3	8	\$1,595K	\$1,595K
	173 St Clair Ave E	Detached	4	3	43	\$1,995K	\$1,939K
	601, 825 Church St	Condo	2	2	7	\$622K	\$612K
26 October, 2016	2111, 8 Park Rd	Condo	2	2	5	\$500K	\$551K
27 October, 2016	401, 38 Avoca Ave	Condo	2	2	7	\$729K	\$829K
28 October, 2016	341 St Clair Ave E	Detached	3	4	11	\$1,995K	\$1,950K
29 October, 2016	2301, 8 Park Rd	Condo	2	2	9	\$499K	\$495K
31 October, 2016	1101, 300 Bloor St E	Condo	2	2	0	\$900K	\$900K
1 November, 2016	100 Shaftesbury Ave	Townhouse	3	3	8	\$1,279K	\$1,333K
	805, 20 Collier St	Condo	1	1	7	\$469K	\$505K
	1702, 825 Church St	Condo	2	2	13	\$658K	\$660K
2 November, 2016	28 Whitehall Rd	Detached	3	4	1	\$2,250K	\$2,400K
	Ph5, 360 Bloor St E	Condo	1	2	0	\$699K	\$720K
3 November, 2016	715, 1177 Yonge St	Condo	2	2	15	\$1,088K	\$1,075K
	3015, 8 Park Rd	Condo	1	1	2	\$400K	\$394K

## Data

Month, Day, Year of Sold Date	Address1	Property Type	Bedrooms	Washrooms	Days on the Market	List Price	Sold Price
6 November, 2016	208 Moore Ave	Detached	3	5	17	\$2,195K	\$2,050K
7 November, 2016	3002, 825 Church St	Condo	2	2	28	\$740K	\$728K
8 November, 2016	504, 278 Bloor St E	Condo	2	2	28	\$925K	\$890K
13 November, 2016	204, 21 Shaftesbury Ave	Condo	2	2	10	\$795K	\$796K
14 November, 2016	2503, 825 Church St	Condo	1	1	17	\$560K	\$552K
15 November, 2016	49 Summerhill Ave	Semi-Detached	2	2	6	\$1,498K	\$1,756K
16 November, 2016	901, 10 Avoca Ave	Other	2	2	9	\$695K	\$801K
	Lph08, 38 Avoca Ave	Condo	2	2	6	\$840K	\$830K
17 November, 2016	502, 5 Rosehill Ave	Condo	2	2	2	\$598K	\$598K
18 November, 2016	602, 33 Jackes Ave	Condo	2	3	60	\$2,550K	\$2,450K
	609, 825 Church St	Condo	1	1	106	\$515K	\$510K
	G01, 21 Shaftesbury Ave	Condo	1	1	21	\$399K	\$345K
20 November, 2016	123 Rose Park Dr	Detached	3	3	18	\$1,800K	\$1,700K
	2809, 825 Church St	Condo	2	2	53	\$770K	\$755K
24 November, 2016	88A Glen Rd	Semi-Detached	3	4	15	\$2,050K	\$2,000K
	232 Glenrose Ave	Detached	5	3	2	\$1,595K	\$1,900K
25 November, 2016	133 Heath St E	Detached	4	3	1	\$1,149K	\$1,435K
27 November, 2016	615, 5 Rosehill Ave	Condo	1	1	2	\$375K	\$382K
28 November, 2016	6 Lamport Ave	Detached	4	7	82	\$4,500K	\$4,300K
	15 Dale Ave	Detached	2	4	7	\$1,295K	\$1,700K
	44 Dale Ave	Detached	4	5	76	\$4,195K	\$4,100K
	515, 825 Church St	Condo	1	1	47	\$486K	\$475K
30 November, 2016	108 Highland Ave	Semi-Detached	5	5	79	\$2,199K	\$2,120K
	407, 38 Avoca Ave	Condo	1	1	20	\$465K	\$447K
2 December, 2016	405, 1177 Yonge St	Condo	1	1	9	\$589K	\$660K
	901, 300 Bloor St E	Condo	2	2	9	\$875K	\$876K
3 December, 2016	409, 38 Avoca Ave	Condo	1	1	3	\$465K	\$465K
4 December, 2016	687 Bloor St E	Detached	4	3	25	\$1,888K	\$1,880K

## Data

Month, Day, Year of Sold Date	Address1	Property Type	Bedrooms	Washrooms	Days on the Market	List Price	Sold Price
6 December, 2016	201, 158 Crescent Rd	Other	2	1	35	\$425K	\$412K
	803, 388 Bloor St E	Condo	3	2	7	\$625K	\$625K
7 December, 2016	714, 16 Rosedale Rd	Other	2	2	26	\$670K	\$658K
9 December, 2016	321, 20 Scrivener Sq	Condo	2	2	1	\$859K	\$902K
12 December, 2016	116 Shaftesbury Ave	Townhouse	2	1	6	\$789K	\$960K
	357 Mt Pleasant Rd	Detached	4	3	9	\$1,425K	\$1,402K
15 December, 2016	202, 2 Roxborough St E	Condo	2	2	10	\$1,395K	\$1,505K
16 December, 2016	34 Shaftesbury Ave	Detached	3	3	22	\$1,895K	\$1,910K
17 December, 2016	805, 20 Scrivener Sq	Condo	1	1	50	\$700K	\$679K
19 December, 2016	515, 20 Scrivener Sq	Condo	2	2	33	\$1,795K	\$1,700K
21 December, 2016	3107, 300 Bloor St E	Condo	2	2	1	\$664K	\$672K
18 January, 2017	1507, 388 Bloor St E	Condo	1	1	4	\$399K	\$385K
19 January, 2017	506, 825 Church St	Condo	1	1	10	\$429K	\$439K
20 January, 2017	2902, 825 Church St	Condo	2	2	4	\$750K	\$735K
23 January, 2017	509, 20 Collier St	Condo	1	1	6	\$399K	\$435K
24 January, 2017	4 Douglas Dr	Detached	4	5	8	\$3,850K	\$3,800K
25 January, 2017	709, 825 Church St	Condo	1	1	50	\$573K	\$628K
27 January, 2017	476 Summerhill Ave	Semi-Detached	6	3	4	\$1,695K	\$1,850K
29 January, 2017	318, 825 Church St	Condo	1	1	13	\$500K	\$490K
30 January, 2017	92 Pleasant Blvd	Townhouse	3	3	45	\$1,699K	\$1,650K
1 February, 2017	507, 388 Bloor St E	Condo	1	1	42	\$399K	\$387K
3 February, 2017	474 St Clair Ave E	Detached	3	2	10	\$1,598K	\$1,650K
5 February, 2017	18 Cluny Dr	Detached	5	9	4	\$9,800K	\$9,800K
6 February, 2017	206, 21 Shaftesbury Ave	Condo	2	2	73	\$1,199K	\$1,165K
9 February, 2017	206, 20 Collier St	Condo	1	1	2	\$500K	\$520K
12 February, 2017	19 Edgewood Cres	Detached	3	3	11	\$2,699K	\$2,789K
13 February, 2017	45 Moore Ave	Detached	3	3	7	\$1,595K	\$1,905K
	111 Glen Rd	Detached	6	7	7	\$5,395K	\$5,580K

## Data

Month, Day, Year of Sold Date	Address1	Property Type	Bedrooms	Washrooms	Days on the Market	List Price	Sold Price
14 February, 2017	394 Summerhill Ave	Semi-Detached	2	3	2	\$1,399K	\$1,333K
	406, 70 Rosehill Ave	Condo	2	3	6	\$1,995K	\$1,995K
16 February, 2017	100-102 Rosedale Heights Dr	Other	9	7	23	\$5,200K	\$5,000K
17 February, 2017	215, 25 Scrivener Sq	Condo	2	2	2	\$789K	\$825K
	310, 20 Scrivener Sq	Condo	1	1	23	\$649K	\$620K
21 February, 2017	305, 120 Rosedale Valley Rd	Other	2	2	7	\$799K	\$1,039K
22 February, 2017	209, 7 Thornwood Rd	Other	3	2	9	\$989K	\$1,313K
	2002-03, 20 Avoca Ave	Other	2	2	16	\$1,975K	\$2,200K
24 February, 2017	76 Glen Rd	Detached	5	6	3	\$5,888K	\$5,500K
	135 Glen Rd	Detached	7	5	23	\$4,750K	\$4,638K
26 February, 2017	60 St Andrews Gdns	Detached	7	5	6	\$3,000K	\$3,050K
27 February, 2017	1402, 10 Avoca Ave	Other	1	1	15	\$529K	\$510K
28 February, 2017	31 St Andrews Gdns	Detached	5	6	7	\$4,495K	\$4,900K
	169 Inglewood Dr	Detached	5	4	7	\$3,675K	\$3,875K
1 March, 2017	9 Sherbourne St N	Semi-Detached	5	5	1	\$3,795K	\$3,811K
	64 Highland Ave	Detached	6	8	29	\$6,495K	\$6,175K
	632, 21 Dale Ave	Other	1	1	7	\$425K	\$425K
	3302, 825 Church St	Condo	2	2	23	\$798K	\$785K
4 March, 2017	608, 825 Church St	Condo	1	1	82	\$542K	\$597K
6 March, 2017	36 Binscarth Rd	Detached	4	4	4	\$2,595K	\$2,470K
	107, 20 Scrivener Sq	Condo	1	1	6	\$829K	\$930K
	315, 25 Scrivener Sq	Condo	2	2	6	\$1,379K	\$1,526K
7 March, 2017	44 Castle Frank Rd	Semi-Detached	4	4	7	\$2,250K	\$2,605K
8 March, 2017	438, 21 Dale Ave	Other	2	2	7	\$619K	\$738K
9 March, 2017	908, 825 Church St	Condo	1	1	7	\$549K	\$549K
	Ph01, 9 Jackes Ave	Condo	2	3	45	\$3,695K	\$3,550K
10 March, 2017	28 St Andrews Gdns	Detached	6	3	9	\$3,150K	\$3,360K
14 March, 2017	36, 33 Price St	Condo	2	2	7	\$989K	\$1,093K

## Data

Month, Day, Year of Sold Date	Address1	Property Type	Bedrooms	Washrooms	Days on the Market	List Price	Sold Price
14 March, 2017	369 Mount Pleasant Rd	Semi-Detached	3	3	6	\$1,100K	\$1,250K
17 March, 2017	1101, 20 Avoca Ave	Other	2	2	2	\$795K	\$888K
24 March, 2017	1501, 825 Church St	Condo	2	2	22	\$849K	\$830K
25 March, 2017	905, 825 Church St	Condo	2	2	9	\$699K	\$835K
28 March, 2017	40 Edgar Ave	Detached	5	6	6	\$6,450K	\$6,398K
	909, 38 Avoca Ave	Condo	1	1	7	\$449K	\$505K
29 March, 2017	703, 300 Bloor St E	Condo	1	2	9	\$500K	\$605K
31 March, 2017	304, 149 South Dr	Other	2	1	16	\$649K	\$755K
2 April, 2017	1607, 388 Bloor St E	Condo	1	1	22	\$425K	\$425K
3 April, 2017	30 Castle Frank Rd	Semi-Detached	4	4	8	\$2,788K	\$2,677K
	56 Mathersfield Dr	Semi-Detached	4	5	21	\$2,550K	\$2,500K
	144 Moore Ave	Semi-Detached	3	1	1	\$900K	\$1,250K
	172 Roxborough Dr	Detached	4	5	7	\$3,695K	\$4,337K
4 April, 2017	27 Astley Ave	Detached	3	3	7	\$1,895K	\$2,400K
	143 Rosedale Heights Dr	Detached	7	5	8	\$3,695K	\$3,886K
5 April, 2017	10 Whitehall Rd	Detached	5	4	28	\$2,290K	\$2,150K
6 April, 2017	32 Summerhill Ave	Detached	4	3	2	\$2,699K	\$3,400K
	38 Nesbitt Dr	Detached	3	3	2	\$1,849K	\$2,300K
	402, 33 Jackes Ave	Condo	2	3	43	\$2,249K	\$2,100K
9 April, 2017	304, 40 Glen Rd	Other	2	2	19	\$449K	\$578K
10 April, 2017	19 Maclennan Ave	Detached	3	2	6	\$1,795K	\$2,300K
11 April, 2017	16 Harper Ave	Detached	5	4	7	\$3,499K	\$3,500K
12 April, 2017	104 Highland Ave	Detached	5	4	16	\$2,095K	\$2,015K
	235, 21 Dale Ave	Other	3	2	9	\$949K	\$1,310K
	2906, 825 Church St E	Condo	2	2	8	\$889K	\$895K
13 April, 2017	36 Astley Ave	Detached	5	6	9	\$2,495K	\$2,908K
17 April, 2017	703, 70 Rosehill Ave	Condo	3	4	16	\$5,500K	\$5,500K
18 April, 2017	204 Glen Rd	Detached	4	4	8	\$1,899K	\$2,300K



## Data

Month, Day, Year of Sold Date	Address1	Property Type	Bedrooms	Washrooms	Days on the Market	List Price	Sold Price
18 April, 2017	3603, 8 Park Rd	Condo	2	2	0	\$1,250K	\$1,251K
19 April, 2017	63 Highland Ave	Detached	7	4	18	\$4,500K	\$4,275K
	174 Rosedale Heights Dr	Detached	6	5	8	\$2,895K	\$3,350K
21 April, 2017	Ph2, 94 Crescent Rd	Condo	2	3	10	\$3,695K	\$3,900K
23 April, 2017	66 Rowanwood Ave	Detached	4	5	5	\$4,495K	\$4,650K
24 April, 2017	16 Lumley Ave	Detached	3	4	6	\$1,995K	\$2,300K
	307, 825 Church St	Condo	1	1	18	\$529K	\$529K
	1507, 388 Bloor St E	Condo	1	1	3	\$475K	\$480K
25 April, 2017	30 Ferndale Ave	Detached	4	3	11	\$1,499K	\$1,770K
	33 Clifton Rd	Detached	4	1	6	\$1,099K	\$1,500K
	38 Astley Ave	Detached	4	4	7	\$2,495K	\$2,901K
	206, 7 Thornwood Rd	Other	2	2	20	\$945K	\$1,060K
26 April, 2017	51 Rosedale Heights Dr	Detached	5	5	7	\$2,595K	\$3,201K
	167 Rosedale Heights Dr	Detached	4	5	6	\$4,850K	\$5,480K
27 April, 2017	802, 20 Avoca Ave	Other	1	1	38	\$550K	\$546K
28 April, 2017	189 Rosedale Heights Dr	Detached	4	4	1	\$3,950K	\$4,100K
29 April, 2017	126 Hudson Dr	Detached	4	2	11	\$1,600K	\$1,635K
30 April, 2017	307, 5 Rosehill Ave	Condo	2	2	24	\$629K	\$714K
1 May, 2017	201, 7 Thornwood Rd	Other	3	2	12	\$975K	\$1,255K
	255 Heath St E	Detached	4	3	5	\$1,498K	\$2,100K
2 May, 2017	82 Pricefield Rd	Semi-Detached	4	4	8	\$2,095K	\$2,950K
	94 Binscarth Rd	Detached	5	5	7	\$2,950K	\$3,375K
	912, 300 Bloor St E	Condo	1	1	13	\$399K	\$461K
3 May, 2017	16 Mckenzie Ave	Detached	5	5	14	\$4,950K	\$4,710K
	178 Crescent Rd	Detached	6	8	8	\$3,895K	\$4,511K
	209 Rosedale Heights Dr	Detached	4	4	6	\$4,295K	\$4,513K
	812, 21 Dale Ave	Other	2	1	8	\$769K	\$877K
5 May, 2017	14 Nesbitt Dr	Detached	4	5	2	\$2,750K	\$2,900K

## Data

Month, Day, Year of Sold Date	Address1	Property Type	Bedrooms	Washrooms	Days on the Market	List Price	Sold Price
5 May, 2017	801, 360 Bloor St E	Condo	2	2	3	\$899K	\$860K
	2204, 278 Bloor St E	Condo	2	2	4	\$998K	\$1,150K
6 May, 2017	21 Chestnut Park Rd	Detached	6	8	17	\$7,250K	\$6,900K
	47 Astley Ave	Detached	4	5	12	\$2,495K	\$2,650K
	508, 360 Bloor St E	Condo	2	2	16	\$748K	\$755K
7 May, 2017	404, 20 Collier St	Condo	1	1	16	\$449K	\$425K
8 May, 2017	231 Heath St E	Detached	2	2	13	\$1,549K	\$1,500K
9 May, 2017	29 Edgewood Cres	Detached	4	4	6	\$1,995K	\$2,000K
	68 Summerhill Ave	Semi-Detached	4	5	7	\$2,850K	\$3,825K
	223 Glen Rd	Detached	3	4	7	\$2,269K	\$2,514K
	907, 825 Church St	Condo	1	1	54	\$625K	\$615K
10 May, 2017	117 Glen Rd	Detached	5	9	69	\$9,995K	\$9,000K
	197 Rosedale Heights Dr	Detached	4	5	6	\$3,395K	\$3,450K
11 May, 2017	715, 1177 Yonge St	Condo	2	2	42	\$1,195K	\$1,195K
13 May, 2017	4 Brendan Rd	Detached	3	2	11	\$2,300K	\$2,350K
	109 Douglas Dr	Detached	4	4	3	\$3,395K	\$3,500K
	126 Crescent Rd	Detached	5	4	46	\$4,198K	\$4,000K
	604, 38 Avoca Ave	Condo	1	1	8	\$548K	\$565K
14 May, 2017	34 Binscarth Rd	Detached	4	4	25	\$2,800K	\$2,775K
	58 Mathersfield Dr	Semi-Detached	3	4	5	\$2,749K	\$3,200K
15 May, 2017	431 St Clair Ave E	Semi-Detached	3	3	14	\$1,595K	\$1,625K
16 May, 2017	17 Hawthorn Ave	Detached	6	4	8	\$1,985K	\$2,450K
	112 Hudson Dr	Other	4	5	5	\$1,499K	\$1,555K
	301, 40 Glen Rd	Other	3	2	6	\$575K	\$729K
	2608, 825 Church St	Condo	1	1	7	\$598K	\$595K
17 May, 2017	19 Elm Ave	Detached	6	9	12	\$2,980K	\$3,301K
	55A Rowanwood Ave	Semi-Detached	3	4	50	\$2,950K	\$2,850K
18 May, 2017	2001, 825 Church St	Condo	2	2	23	\$878K	\$830K

## Data

Month, Day, Year of Sold Date	Address1	Property Type	Bedrooms	Washrooms	Days on the Market	List Price	Sold Price
18 May, 2017	2507, 825 Church St	Condo	2	2	68	\$965K	\$939K
19 May, 2017	809**, 120 Rosedale Valley Rd	Other	2	2	18	\$749K	\$950K
23 May, 2017	119 Inglewood Dr	Detached	3	4	35	\$1,799K	\$1,750K
24 May, 2017	14 Edgewood Cres	Detached	3	3	13	\$2,095K	\$1,940K
	90 Roxborough St E	Detached	4	5	8	\$6,995K	\$7,000K
25 May, 2017	4 Ancroft Pl	Townhouse	3	3	15	\$1,649K	\$1,750K
	101, 360 Bloor St E	Condo	2	2	7	\$748K	\$725K
26 May, 2017	732, 21 Dale Ave	Other	3	2	18	\$1,387K	\$1,610K
29 May, 2017	6 Charlesworth Lane	Townhouse	3	3	13	\$1,495K	\$1,450K
	619, 20 Scrivener Sq	Condo	2	1	3	\$899K	\$1,009K
30 May, 2017	27 Nanton Ave	Semi-Detached	5	4	6	\$1,850K	\$2,175K
	64 Garfield Ave	Detached	6	5	7	\$3,250K	\$3,401K
	814, 20 Scrivener Sq	Condo	2	4	6	\$5,250K	\$5,257K
31 May, 2017	172 Rosedale Heights Dr	Detached	4	5	7	\$3,150K	\$3,250K
	406, 38 Avoca Ave	Condo	2	2	7	\$1,088K	\$1,338K
1 June, 2017	212, 1177 Yonge St	Condo	2	2	22	\$1,249K	\$1,100K
	312 St Clair Ave E	Detached	4	4	3	\$1,950K	\$2,005K
2 June, 2017	50 Chestnut Park Rd	Detached	6	6	32	\$6,495K	\$6,000K
3 June, 2017	715, 825 Church St	Condo	1	1	25	\$569K	\$571K
5 June, 2017	130 South Dr	Detached	5	5	10	\$3,000K	\$3,250K
	299 Glen Rd	Detached	5	5	7	\$2,695K	\$2,600K
	505, 25 Scrivener Sq	Condo	2	2	7	\$1,689K	\$1,654K
6 June, 2017	601, 20 Collier St	Condo	2	2	5	\$665K	\$800K
	1103, 38 Avoca Ave	Condo	2	3	5	\$1,378K	\$1,804K
9 June, 2017	2602, 825 Church St	Condo	2	2	21	\$860K	\$845K
	2908, 825 Church St	Condo	1	1	7	\$625K	\$625K
10 June, 2017	182A Moore Ave	Detached	3	4	14	\$2,599K	\$2,600K
13 June, 2017	79 Ridge Dr	Detached	5	5	8	\$3,250K	\$3,400K

## Data

Month, Day, Year of Sold Date	Address1	Property Type	Bedrooms	Washrooms	Days on the Market	List Price	Sold Price
13 June, 2017	501, 33 Jackes Ave	Condo	2	3	11	\$2,899K	\$2,800K
14 June, 2017	89 Whitehall Rd	Other	5	4	21	\$3,095K	\$3,025K
15 June, 2017	105, 1177 Yonge St	Condo	1	1	58	\$899K	\$865K
17 June, 2017	201, 20 Avoca Ave	Other	2	2	9	\$949K	\$935K
18 June, 2017	38 St Andrews Gdns	Detached	3	4	3	\$3,995K	\$4,138K
	100 Douglas Dr	Detached	4	4	20	\$3,550K	\$3,375K
19 June, 2017	89 Inglewood Dr	Detached	5	2	19	\$1,995K	\$1,940K
20 June, 2017	157 Welland Ave	Detached	3	3	8	\$1,499K	\$1,575K
	2609, 300 Bloor St E	Condo	2	2	11	\$610K	\$598K
23 June, 2017	22, 33 Price St	Condo	2	2	10	\$989K	\$975K
	604, 120 Rosedale Valley Rd	Other	2	2	39	\$769K	\$700K
	605, 70 Rosehill Ave	Condo	2	3	10	\$2,995K	\$2,810K
24 June, 2017	131 South Dr	Detached	5	6	5	\$6,578K	\$6,550K
28 June, 2017	25 Hudson Dr	Detached	4	5	16	\$3,295K	\$2,950K
	27 Woodlawn Ave E	Detached	4	5	9	\$2,395K	\$2,350K
	88 Binscarth Rd	Detached	6	6	36	\$5,895K	\$5,700K
	254 St Clair Ave E	Detached	3	2	40	\$1,490K	\$1,438K
30 June, 2017	31 Clifton Rd	Detached	4	2	11	\$1,695K	\$1,550K
7 July, 2017	408, 158 Crescent Rd	Other	1	1	21	\$379K	\$375K
8 July, 2017	518, 5 Rosehill Ave	Condo	2	2	4	\$725K	\$720K
9 July, 2017	20 Elm Ave	Detached	6	9	207	\$9,950K	\$9,150K
10 July, 2017	82 Rosedale Heights Dr	Detached	5	4	5	\$3,150K	\$2,995K
11 July, 2017	1603, 10 Avoca Ave	Other	2	2	1	\$949K	\$1,108K
12 July, 2017	67 Rose Park Dr	Detached	4	2	2	\$1,795K	\$1,795K
	73 Astley Ave	Detached	4	4	7	\$2,550K	\$2,500K
13 July, 2017	606, 38 Avoca Ave	Condo	2	2	3	\$1,289K	\$1,265K
14 July, 2017	102, 30 Elm Ave	Other	2	1	51	\$499K	\$495K
17 July, 2017	3208, 8 Park Rd	Condo	1	1	59	\$500K	\$487K

## Data

Month, Day, Year of Sold Date	Address1	Property Type	Bedrooms	Washrooms	Days on the Market	List Price	Sold Price
21 July, 2017	1205, 38 Avoca Ave	Condo	2	2	2	\$1,448K	\$1,428K
22 July, 2017	11 Ottawa St	Semi-Detached	3	2	31	\$1,795K	\$1,750K
23 July, 2017	18 Astley Ave	Detached	4	3	12	\$1,880K	\$1,800K
24 July, 2017	601, 20 Scrivener Sq	Condo	2	2	16	\$1,300K	\$1,220K
26 July, 2017	617, 5 Rosehill Ave	Condo	1	2	16	\$529K	\$520K
2 August, 2017	3108, 825 Church St	Condo	1	1	63	\$635K	\$625K
3 August, 2017	3 Corrigan Clse	Detached	3	4	51	\$3,670K	\$3,500K
	1105, 20 Avoca Ave	Other	1	1	30	\$575K	\$563K
9 August, 2017	2707, 825 Church St	Condo	2	2	47	\$900K	\$910K
10 August, 2017	132, 20 Scrivener Sq	Other		0	6	\$40K	\$40K
14 August, 2017	128 Mount Pleasant Rd	Detached	4	3	48	\$2,769K	\$2,500K
15 August, 2017	8 Tacoma Ave	Townhouse	2	2	6	\$1,089K	\$1,226K
	303, 25 Scrivener Sq	Condo	1	1	21	\$700K	\$684K
17 August, 2017	202, 66 Roxborough St E	Condo	2	2	17	\$1,000K	\$915K
22 August, 2017	701, 20 Collier St	Condo	2	2	6	\$799K	\$795K
24 August, 2017	707, 825 Church St	Condo	1	1	106	\$529K	\$525K
4 September, 2017	42 Astley Ave	Semi-Detached	3	3	13	\$1,695K	\$1,692K
7 September, 2017	2A, 66 Collier St	Condo	3	2	1	\$1,350K	\$1,518K
11 September, 2017	103 Clifton Rd	Detached	4	2	6	\$1,599K	\$1,636K
	1001, 825 Church St	Condo	2	2	67	\$835K	\$820K
12 September, 2017	9 Tacoma Ave	Townhouse	3	2	6	\$1,185K	\$1,410K
	45, 33 Price St	Condo	2	1	7	\$739K	\$739K
	336 Douglas Dr	Detached	4	4	7	\$3,098K	\$3,050K
13 September, 2017	65 Binscarth Rd	Detached	3	6	2	\$7,500K	\$7,500K
	205, 25 Scrivener Sq	Condo	2	2	2	\$1,645K	\$1,675K
	212, 40 Glen Rd	Other	2	1	1	\$499K	\$499K
14 September, 2017	19 Inglewood Dr	Semi-Detached	4	2	8	\$1,595K	\$1,700K
	102 Heath St E	Detached	3	1	8	\$1,098K	\$1,385K

## Data

Month, Day, Year of Sold Date	Address1	Property Type	Bedrooms	Washrooms	Days on the Market	List Price	Sold Price
15 September, 2017	100, 21 Shaftesbury Ave	Townhouse	3	3	3	\$1,849K	\$1,825K
16 September, 2017	29 Nesbitt Dr	Detached	4	4	4	\$2,195K	\$2,225K
17 September, 2017	21 Highland Cres	Detached	3	4	5	\$2,250K	\$2,155K
	1004, 20 Collier St	Condo	1	1	1	\$485K	\$480K
	2708, 825 Church St	Condo	1	1	38	\$625K	\$610K
18 September, 2017	87 Harper Ave	Detached	5	5	21	\$4,888K	\$4,600K
	405, 30 Glen Elm Ave	Condo	2	2	6	\$749K	\$825K
	801, 120 Rosedale Valley Rd	Other	2	2	5	\$850K	\$925K
	2212, 8 Park Rd	Condo	2	2	11	\$700K	\$670K
19 September, 2017	305, 70 Rosehill Ave	Condo	2	3	14	\$2,750K	\$2,700K
	602, 20 Avoca Ave	Other	1	1	5	\$575K	\$570K
20 September, 2017	1906, 388 Bloor St E	Condo	2	2	12	\$999K	\$1,061K
21 September, 2017	414, 25 Scrivener Sq	Condo	2	2	14	\$1,525K	\$1,400K
23 September, 2017	2 Ottawa St	Semi-Detached	4	3	11	\$1,879K	\$1,835K
24 September, 2017	35 Castle Frank Rd	Detached	3	3	18	\$2,100K	\$1,850K
27 September, 2017	176 Moore Ave	Detached	5	4	20	\$1,895K	\$1,850K
29 September, 2017	163 Heath St E	Detached	4	5	22	\$3,295K	\$3,260K
30 September, 2017	220 Heath St E	Detached	4	5	18	\$3,250K	\$3,175K
1 October, 2017	6 Scarth Rd	Detached	6	6	26	\$5,995K	\$5,100K
	1003, 388 Bloor St E	Condo	3	2	3	\$810K	\$795K
2 October, 2017	334 Inglewood Dr	Detached	4	4	18	\$3,795K	\$3,850K
3 October, 2017	42 Garfield Ave	Detached	6	4	8	\$3,200K	\$3,425K
4 October, 2017	49 Chestnut Park	Semi-Detached	3	4	20	\$4,629K	\$4,785K
	2208, 825 Church St	Condo	1	1	16	\$619K	\$610K
5 October, 2017	27 Nanton Ave	Semi-Detached	4	3	8	\$1,995K	\$2,225K
	42 Douglas Cres	Detached	4	5	24	\$3,350K	\$3,191K
6 October, 2017	302, 20 Avoca Ave	Other	1	1	31	\$585K	\$575K
	707, 360 Bloor St E	Condo	2	2	17	\$799K	\$775K

## Data

Month, Day, Year of Sold Date	Address1	Property Type	Bedrooms	Washrooms	Days on the Market	List Price	Sold Price
6 October, 2017	805, 278 Bloor St E	Condo	2	2	21	\$1,298K	\$1,298K
	1009, 360 Bloor St E	Condo	2	2	25	\$679K	\$670K
7 October, 2017	707, 278 Bloor St E	Condo	2	2	1	\$1,295K	\$1,480K
9 October, 2017	401, 21 Shaftesbury Ave	Condo	1	2	27	\$1,195K	\$1,100K
10 October, 2017	205, 7 Thornwood Rd	Other	2	2	12	\$939K	\$975K
11 October, 2017	902, 278 Bloor St E	Condo	2	2	29	\$1,289K	\$1,200K
12 October, 2017	107 Moore Ave	Semi-Detached	3	1	14	\$1,098K	\$1,031K
13 October, 2017	604, 278 Bloor St E	Condo	2	2	7	\$1,200K	\$1,195K
17 October, 2017	22 Whitehall Rd	Detached	4	5	27	\$2,525K	\$2,525K
	51 Summerhill Gdns	Townhouse	2	2	35	\$1,040K	\$1,035K
	107, 40 Glen Rd	Other	2	2	20	\$659K	\$680K
	1009, 300 Bloor St E	Condo	2	2	40	\$659K	\$658K
	1602, 825 Church St	Condo	2	2	12	\$849K	\$800K
20 October, 2017	2903, 825 Church St	Condo	1	1	30	\$660K	\$632K
23 October, 2017	1102, 300 Bloor St E	Condo	2	2	7	\$959K	\$939K
25 October, 2017	94 Douglas Cres	Detached	3	4	7	\$2,849K	\$2,790K
	150 Douglas Dr	Detached	5	5	41	\$4,295K	\$4,200K
26 October, 2017	Ter10, 278 Bloor St E	Condo	2	2	13	\$1,395K	\$1,365K
27 October, 2017	803, 120 Rosedale Valley Rd	Other	2	2	24	\$950K	\$918K
28 October, 2017	1005, 388 Bloor St E	Condo	2	2	4	\$679K	\$706K
30 October, 2017	312, 825 Church St	Condo	2	2	32	\$910K	\$965K
	1201, 825 Church St	Condo	2	2	35	\$835K	\$820K
	3502, 825 Church St	Condo	2	2	39	\$849K	\$830K
2 November, 2017	33 Alvin Ave	Detached	3	3	8	\$1,995K	\$2,025K
4 November, 2017	46 Castle Frank Rd	Semi-Detached	3	4	47	\$2,495K	\$2,315K
	3208, 825 Church St	Condo	1	1	4	\$635K	\$635K
7 November, 2017	6C, 66 Collier St	Condo	2	2	5	\$1,499K	\$1,625K
	502, 5 Rosehill Ave	Condo	2	2	7	\$800K	\$821K

## Data

Month, Day, Year of Sold Date	Address1	Property Type	Bedrooms	Washrooms	Days on the Market	List Price	Sold Price
7 November, 2017	607, 825 Church St E	Condo	1	1	6	\$529K	\$522K
8 November, 2017	503, 40 Rosehill Ave	Condo	2	2	22	\$849K	\$801K
9 November, 2017	617, 5 Rosehill Ave	Condo	2	2	10	\$700K	\$690K
10 November, 2017	2806, 825 Church St	Condo	2	2	44	\$850K	\$848K
13 November, 2017	603, 825 Church St	Condo	1	1	11	\$629K	\$605K
14 November, 2017	78 Crescent Rd	Condo	3	3	43	\$2,800K	\$2,600K
15 November, 2017	90A Glen Rd	Semi-Detached	3	4	22	\$2,480K	\$2,285K
	106 Glenrose Ave	Detached	5	4	50	\$1,995K	\$1,950K
16 November, 2017	506, 25 Scrivener Sq	Condo	2	2	2	\$1,228K	\$1,430K
17 November, 2017	45B Chestnut Park	Townhouse	1	2	11	\$3,450K	\$3,315K
	64 Binscarth Rd	Detached	6	6	9	\$8,695K	\$8,200K
19 November, 2017	12 Inglewood Dr	Detached	4	5	3	\$2,495K	\$2,605K
20 November, 2017	204, 30 Elm Ave	Other	2	1	8	\$579K	\$625K
	509, 38 Avoca Ave	Condo	1	1	34	\$525K	\$510K
22 November, 2017	3002, 300 Bloor St E	Condo	2	2	9	\$960K	\$960K
24 November, 2017	2815, 8 Park Rd	Condo	1	1	39	\$480K	\$465K
26 November, 2017	201, 30 Elm Ave	Other	2	2	6	\$689K	\$808K
28 November, 2017	134 Clifton Rd	Detached	5	5	4	\$1,999K	\$2,250K
29 November, 2017	Th 20, 1 Baxter St	Townhouse	2	2	47	\$1,209K	\$1,165K
30 November, 2017	8 Charlesworth Lane	Townhouse	3	2	8	\$1,188K	\$1,170K
	11 1/2 Ancroft Pl	Condo	2	1	2	\$1,389K	\$1,500K
	3008, 8 Park Rd	Condo	1	1	28	\$498K	\$490K
	#344, 21 Dale Ave	Other	2	2	23	\$889K	\$889K
3 December, 2017	30 Ridge Dr	Detached	5	5	9	\$3,250K	\$3,150K
11 December, 2017	86 Summerhill Gdns	Townhouse	2	1	20	\$1,099K	\$1,099K
12 December, 2017	214, 30 Elm Ave	Other	2	1	7	\$599K	\$626K
	703, 21 Dale Ave	Other	2	2	35	\$678K	\$665K
15 December, 2017	110, 158 Crescent Rd	Other	2	1	7	\$430K	\$425K



## Data

Month, Day, Year of Sold Date	Address1	Property Type	Bedrooms	Washrooms	Days on the Market	List Price	Sold Price
16 December, 2017	1101, 825 Church St	Condo	2	2	45	\$835K	\$809K
18 December, 2017	703, 5 Rosehill Ave	Condo	2	2	8	\$700K	\$710K
19 December, 2017	394 Summerhill Ave	Semi-Detached	2	3	35	\$1,150K	\$1,115K
	920, 21 Dale Ave	Other	2	1	62	\$675K	\$650K
29 December, 2017	77 Astley Ave	Detached	3	4	32	\$1,780K	\$1,670K
4 January, 2018	240 Glenrose Ave	Other	4	4	34	\$1,825K	\$1,740K
5 January, 2018	276 Inglewood Dr	Detached	4	6	45	\$4,575K	\$4,350K
10 January, 2018	812, 20 Scrivener Sq	Condo	1	1	48	\$659K	\$640K
	3101, 8 Park Rd	Condo	2	2	36	\$625K	\$618K
11 January, 2018	30 Rosedale Heights Dr	Detached	4	5	30	\$2,448K	\$2,300K
	58 Roxborough Dr	Detached	3	4	86	\$3,650K	\$3,465K
	507, 825 Church St	Condo	1	1	47	\$599K	\$620K
15 January, 2018	28 Dunbar Rd	Detached	3	4	75	\$5,495K	\$5,475K
16 January, 2018	56 Binscarth Rd	Detached	5	8	6	\$8,250K	\$8,400K
	226 Heath St E	Detached	4	5	41	\$2,790K	\$2,700K
22 January, 2018	2 Orchard Green	Detached	5	6	5	\$4,995K	\$4,995K
23 January, 2018	228 Glen Rd	Detached	3	4	7	\$1,990K	\$2,400K
2 February, 2018	1911, 8 Park Rd	Condo	1	2	2	\$649K	\$651K
11 February, 2018	3 Edgewood Cres	Detached	4	4	12	\$2,300K	\$2,200K
12 February, 2018	16 Rowanwood Ave	Detached	3	4	4	\$2,125K	\$2,271K
15 February, 2018	508, 360 Bloor St E	Condo	2	2	9	\$900K	\$1,025K
17 February, 2018	314, 40 Glen Rd	Other	1	1	31	\$380K	\$375K
20 February, 2018	181 Hudson Dr	Detached	3	3	6	\$1,629K	\$2,000K
	517, 120 Rosedale Valley Rd	Other	2	2	20	\$899K	\$897K
21 February, 2018	64 South Dr	Detached	5	5	1	\$3,895K	\$4,200K
	#4A, 66 Collier St	Condo	2	2	7	\$1,599K	\$1,650K
23 February, 2018	3 Scholfield Ave	Detached	4	4	0	\$3,595K	\$3,595K
27 February, 2018	510, 5 Rosehill Ave	Condo	1	2	7	\$570K	\$610K

## Data

Month, Day, Year of Sold Date	Address1	Property Type	Bedrooms	Washrooms	Days on the Market	List Price	Sold Price
28 February, 2018	31 Douglas Dr	Detached	5	5	5	\$3,695K	\$3,745K
	284 St Clair Ave E	Detached	4	3	5	\$2,395K	\$2,400K
5 March, 2018	7 Jean St	Detached	3	4	11	\$1,695K	\$1,810K
	3108, 300 Bloor St E	Condo	2	2	7	\$730K	\$784K
7 March, 2018	80 Mathersfield Dr	Semi-Detached	3	5	7	\$2,799K	\$3,355K
	606, 360 Bloor St	Condo	2	2	15	\$980K	\$1,300K
8 March, 2018	812, 825 Church St	Condo	2	2	85	\$1,145K	\$1,079K
	919, 21 Dale Ave	Other	2	2	64	\$675K	\$650K
11 March, 2018	32 Dale Ave	Semi-Detached	3	3	11	\$2,349K	\$2,285K
13 March, 2018	603, 388 Bloor St E	Condo	3	2	5	\$868K	\$868K
15 March, 2018	738, 21 Dale Ave	Other	2	2	26	\$849K	\$830K
16 March, 2018	53 Shaftesbury Ave	Townhouse	3	4	17	\$1,675K	\$1,570K
	101, 158 Crescent Rd	Other	2	1	29	\$375K	\$375K
18 March, 2018	3307, 8 Park Rd	Condo	1	1	5	\$499K	\$521K
19 March, 2018	602, 388 Bloor St E	Condo	1	1	6	\$469K	\$469K
20 March, 2018	27 Glen Elm Ave	Detached	7	6	26	\$2,799K	\$2,710K
21 March, 2018	1706, 278 Bloor St E	Condo	2	2	15	\$1,150K	\$1,100K
22 March, 2018	541, 21 Dale Ave	Other	2	1	13	\$600K	\$610K
	1807, 388 Bloor St E	Condo	1	1	3	\$479K	\$475K
27 March, 2018	87 Pleasant Blvd	Townhouse	2	3	7	\$1,029K	\$1,170K