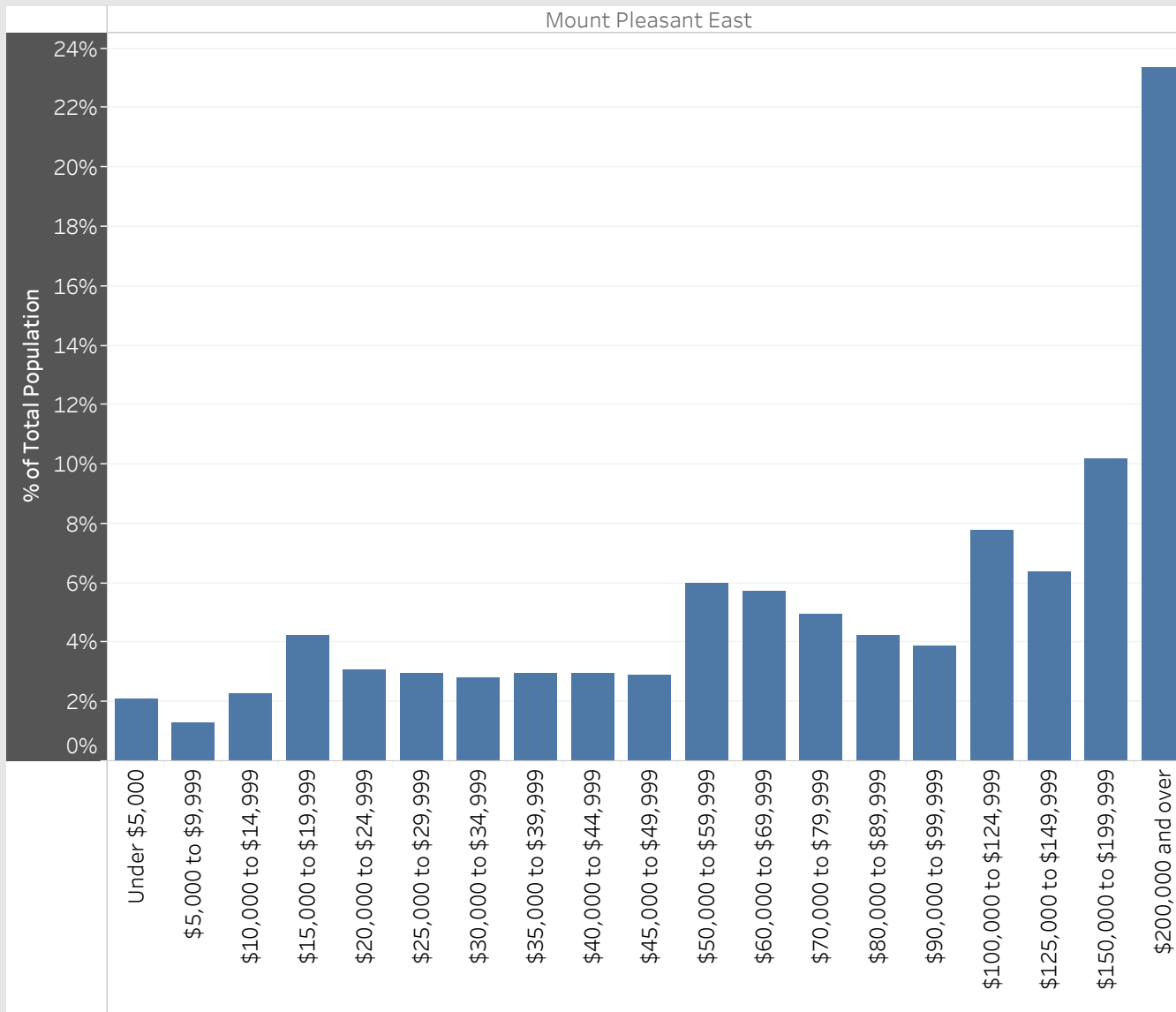


Mount Pleasant East
Neighbourhood Breakdown
July 1st, 2015 - March 31st, 2018

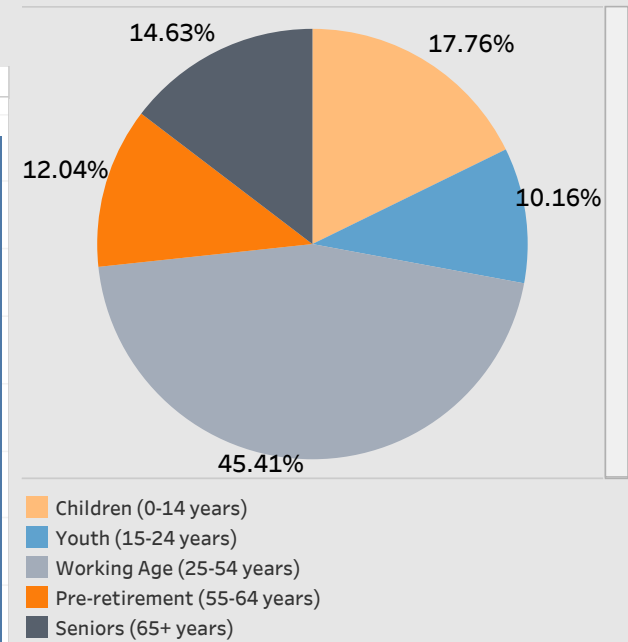


2016 StatsCan Data

Household Income in Mount Pleasant East



Age

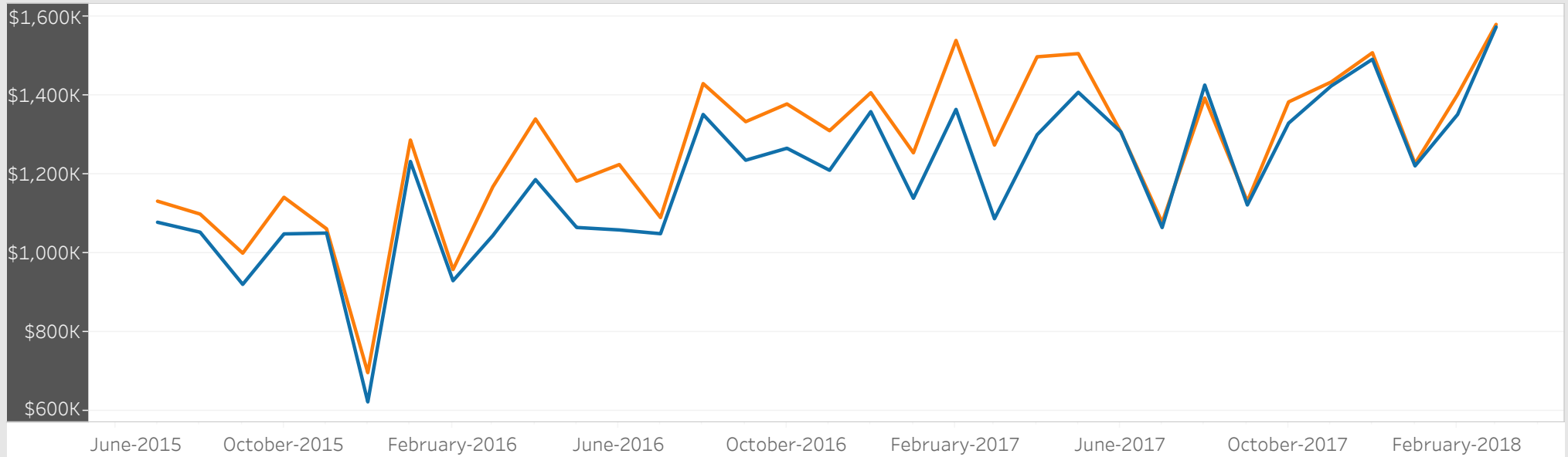


Visible Minorities

Not a visible minority	77.12%
Chinese	5.91%
South Asian	4.06%
Black	2.80%
Filipino	2.42%
Latin American	1.70%
West Asian	1.46%
Korean	1.43%
Multiple visible minorities	1.28%
Japanese	0.86%
Arab	0.36%
Southeast Asian	0.30%
Visible minority; n.i.e.	0.30%

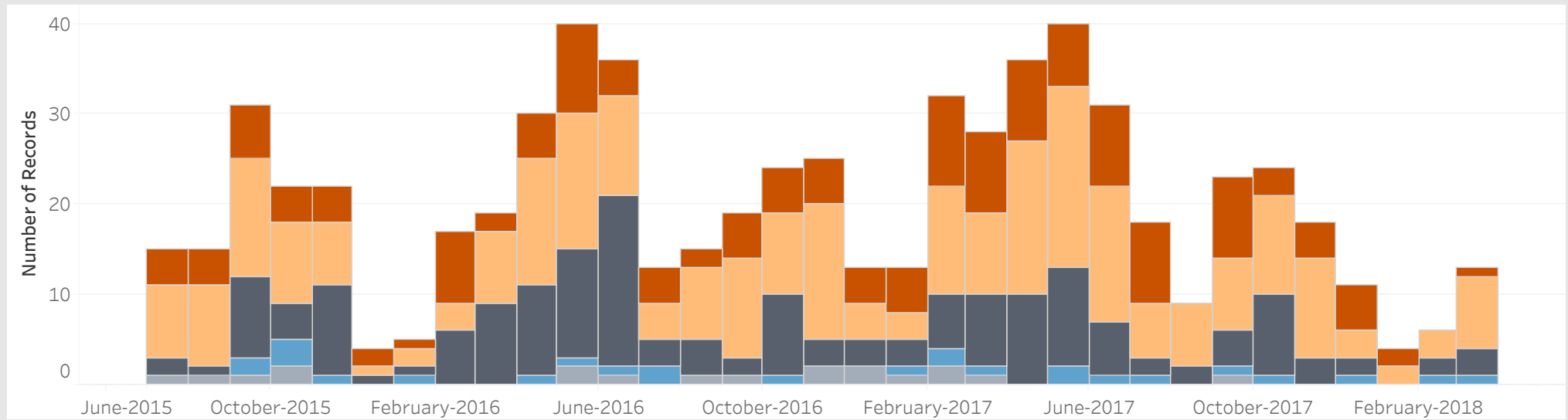
Average Sold Price vs. Average Ask Price in Mount Pleasant East

■ Avg. List Price ■ Avg. Sold Price



Properties Sold in Mount Pleasant East by Month

■ Condo ■ Detached ■ Semi-Detached ■ Townhouse ■ Other



Data

Month, Day, Year of Sold Date	Address1	Property Type	Bedrooms	Washrooms	Days on the Market	List Price	Sold Price
1 July, 2015	207, 1815 Yonge St, Toronto	Condo	1	2	14	\$840K	\$820K
5 July, 2015	202, 170 Roehampton Ave, Toronto	Other	2	1	19	\$415K	\$410K
	1403, 83 Redpath Ave, Toronto	Condo	1	1	21	\$379K	\$368K
7 July, 2015	460 Balliol St, Toronto	Semi-Detached	3	1	14	\$750K	\$799K
15 July, 2015	43 Cardiff Rd, Toronto	Detached	4	5	22	\$2,295K	\$2,279K
	450 Soudan Ave, Toronto	Detached	3	4	10	\$1,499K	\$1,500K
17 July, 2015	6 Brynhurst Crt, Toronto	Detached	4	5	5	\$2,395K	\$2,750K
19 July, 2015	210, 562 Eglinton Ave, Toronto	Condo	1	1	56	\$345K	\$340K
	377 Soudan Ave, Toronto	Detached	3	2	5	\$1,138K	\$1,250K
20 July, 2015	587 Hillsdale Ave, Toronto	Detached	2	2	1	\$899K	\$1,170K
21 July, 2015	14 Forsyth Cres, Toronto	Semi-Detached	3	2	15	\$995K	\$995K
	805, 398 Eglinton Ave, Toronto	Condo	1	2	7	\$459K	\$453K
27 July, 2015	21 Cardiff Rd, Toronto	Detached	2	2	20	\$1,099K	\$1,085K
	42B Elvina Gdns, Toronto	Detached	3	4	53	\$1,765K	\$1,745K
	553 Davisville Ave, Toronto	Detached	3	2	7	\$890K	\$1,002K
4 August, 2015	273 Keewatin Ave, Toronto	Detached	3	2	8	\$1,150K	\$1,365K
5 August, 2015	8, 58 Sherwood Ave, Toronto	Other	1	1	42	\$375K	\$367K
7 August, 2015	1110, 25 Broadway Ave, Toronto	Condo	2	1	12	\$445K	\$435K
8 August, 2015	247 Forman Ave, Toronto	Detached	3	2	5	\$1,099K	\$1,225K
10 August, 2015	1109, 43 Eglinton Ave, Toronto	Condo	1	1	29	\$446K	\$440K
11 August, 2015	332 Millwood Rd, Toronto	Detached	4	4	6	\$1,975K	\$1,900K
	336 Broadway Ave, Toronto	Detached	4	4	9	\$1,499K	\$1,475K
	690 Hillsdale Ave, Toronto	Semi-Detached	3	2	29	\$999K	\$1,055K
19 August, 2015	505, 7 Broadway Ave, Toronto	Condo	1	2	16	\$360K	\$366K
23 August, 2015	740 Balliol St, Toronto	Detached	3	5	4	\$1,795K	\$1,828K
25 August, 2015	220 Manor Rd, Toronto	Detached	3	5	12	\$1,799K	\$1,853K
	294 Keewatin Ave, Toronto	Detached	3	2	7	\$1,189K	\$1,356K
	907, 2181 Yonge St, Toronto	Condo	2	1	8	\$350K	\$345K

Data

Month, Day, Year of Sold Date	Address1	Property Type	Bedrooms	Washrooms	Days on the Market	List Price	Sold Price
27 August, 2015	453 Soudan Ave, Toronto	Detached	3	2	7	\$1,175K	\$1,335K
30 August, 2015	435 Manor Rd, Toronto	Detached	3	2	12	\$1,129K	\$1,129K
2 September, 2015	306, 188 Eglinton Ave, Toronto	Condo	2	2	23	\$485K	\$480K
3 September, 2015	334 Cleveland St, Toronto	Detached	2	4	16	\$1,198K	\$1,235K
8 September, 2015	428, 139 Merton St, Toronto	Condo	1	2	48	\$375K	\$365K
13 September, 2015	123 Belsize Dr, Toronto	Detached	4	1	6	\$999K	\$1,154K
14 September, 2015	379 Cleveland St, Toronto	Semi-Detached	3	4	7	\$929K	\$1,050K
	472 Balliol St, Toronto	Semi-Detached	3	2	7	\$899K	\$1,025K
15 September, 2015	56 Thurston Rd, Toronto	Semi-Detached	2	2	7	\$795K	\$918K
	163 Banff Rd, Toronto	Detached	4	4	2	\$1,249K	\$1,420K
	257 Manor Rd, Toronto	Detached	3	1	8	\$1,050K	\$1,100K
16 September, 2015	506, 398 Eglinton Ave, Toronto	Condo	1	1	3	\$305K	\$305K
19 September, 2015	28 Fairfield Rd, Toronto	Detached	2	3	18	\$1,150K	\$1,105K
20 September, 2015	60 Dalewood Rd, Toronto	Detached	4	5	6	\$1,899K	\$2,165K
	215 Erskine Ave, Toronto	Semi-Detached	2	2	7	\$689K	\$745K
	292 Soudan Ave, Toronto	Semi-Detached	3	2	6	\$900K	\$1,007K
21 September, 2015	297 Broadway Ave, Toronto	Detached	2	3	7	\$929K	\$1,145K
22 September, 2015	333 Shel Drake Blvd, Toronto	Detached	3	1	8	\$1,100K	\$1,200K
	541 Hillside Ave, Toronto	Semi-Detached	3	1	7	\$699K	\$863K
23 September, 2015	402, 562 Eglinton Ave, Toronto	Condo	1	2	29	\$499K	\$480K
	521, 70 Roehampton Ave, Toronto	Condo	2	2	13	\$699K	\$680K
	601 Balliol St, Toronto	Detached	2	1	8	\$986K	\$966K
	635 Merton St, Toronto	Detached	4	4	8	\$1,450K	\$1,511K
24 September, 2015	2 Marmot St, Toronto	Semi-Detached	3	2	3	\$935K	\$1,050K
	22 Forman Ave, Toronto	Semi-Detached	3	2	1	\$899K	\$1,105K
	905, 7 Broadway Ave, Toronto	Condo	1	1	4	\$280K	\$280K
25 September, 2015	9 Elvina Gdns, Toronto	Detached	3	1	5	\$1,049K	\$1,049K
27 September, 2015	515 Soudan Ave, Toronto	Detached	4	3	5	\$1,149K	\$1,300K

Data

Month, Day, Year of Sold Date	Address1	Property Type	Bedrooms	Washrooms	Days on the Market	List Price	Sold Price
27 September, 2015	607 Roehampton Ave, Toronto	Townhouse	3	2	6	\$839K	\$905K
28 September, 2015	40 Walder Ave, Toronto	Detached	3	3	8	\$989K	\$1,255K
	577 Roehampton Ave, Toronto	Townhouse	2	3	7	\$829K	\$900K
	1093 Mt. Pleasant Rd, Toronto	Other	6	5	32	\$1,400K	\$1,350K
30 September, 2015	322 Hillside Ave, Toronto	Semi-Detached	2	3	6	\$869K	\$860K
1 October, 2015	699 Soudan Ave, Toronto	Detached	4	2	4	\$1,039K	\$1,200K
4 October, 2015	27 Glenavy Ave, Toronto	Detached	3	2	5	\$950K	\$1,052K
	419 Balliol St, Toronto	Other	6	3	7	\$1,399K	\$1,515K
	Ph#05, 398 Eglinton Ave, Toronto	Condo	1	2	6	\$620K	\$625K
5 October, 2015	23 Glenavy Ave, Toronto	Detached	3	2	7	\$975K	\$998K
	53 Thurston Rd, Toronto	Semi-Detached	3	1	6	\$890K	\$890K
	415 Hillside Ave, Toronto	Semi-Detached	2	1	1	\$800K	\$810K
6 October, 2015	565 Roehampton Ave, Toronto	Semi-Detached	3	2	6	\$950K	\$944K
	1704, 30 Holly St, Toronto	Condo	2	2	14	\$498K	\$492K
15 October, 2015	228 Belsize Dr, Toronto	Detached	4	4	36	\$1,898K	\$1,750K
	502, 1750 Bayview Ave, Toronto	Condo	1	2	17	\$465K	\$460K
18 October, 2015	44A Elvina Gdns, Toronto	Detached	4	5	26	\$1,825K	\$1,820K
	704, 1818 Bayview Ave, Toronto	Condo	2	2	6	\$499K	\$504K
20 October, 2015	386 Eglinton Ave, Toronto	Other			30	\$615K	\$1,925K
21 October, 2015	528 Hillside Ave, Toronto	Semi-Detached	3	2	1	\$799K	\$900K
25 October, 2015	81 Stibbard Ave, Toronto	Detached	3	3	7	\$1,295K	\$1,551K
26 October, 2015	395 Balliol St, Toronto	Detached	2	3	15	\$1,499K	\$1,460K
27 October, 2015	55 Elvina Gdns, Toronto	Townhouse	3	3	6	\$950K	\$998K
	363B Roehampton Ave, Toronto	Townhouse	6	6	39	\$1,798K	\$1,900K
29 October, 2015	48 Keewatin Ave, Toronto	Detached	3	3	9	\$1,195K	\$1,211K
31 October, 2015	279 Manor Rd, Toronto	Detached	4	4	5	\$2,097K	\$2,095K
1 November, 2015	517 Millwood Rd, Toronto	Semi-Detached	3	2	7	\$880K	\$963K
2 November, 2015	58 Stibbard Ave, Toronto	Detached	4	2	8	\$1,395K	\$1,469K

Data

Month, Day, Year of Sold Date	Address1	Property Type	Bedrooms	Washrooms	Days on the Market	List Price	Sold Price
2 November, 2015	#23, 240 Broadway Ave, Toronto	Townhouse	2	4	54	\$850K	\$850K
8 November, 2015	6 Mcbain Ave, Toronto	Detached	4	4	73	\$2,288K	\$2,230K
	452 Balliol St, Toronto	Detached	3	2	10	\$1,295K	\$1,328K
	1401, 123 Eglinton Ave, Toronto	Condo	1	2	90	\$625K	\$615K
	4703, 2191 Yonge St, Toronto	Condo	1	3	104	\$1,499K	\$1,450K
9 November, 2015	433 Davisville Ave, Toronto	Semi-Detached	1	2	5	\$699K	\$699K
12 November, 2015	340 Broadway Ave, Toronto	Detached	2	2	3	\$949K	\$1,100K
	500 Davisville Ave, Toronto	Semi-Detached	3	2	25	\$879K	\$870K
16 November, 2015	144 Forman Ave, Toronto	Detached	4	2	7	\$979K	\$980K
	588 Millwood Rd, Toronto	Semi-Detached	3	1	6	\$800K	\$749K
19 November, 2015	905, 398 Eglinton Ave, Toronto	Condo	1	2	44	\$479K	\$463K
22 November, 2015	447 Soudan Ave, Toronto	Detached	3	2	28	\$1,175K	\$1,164K
24 November, 2015	87 Hillside Ave, Toronto	Detached	4	5	26	\$1,968K	\$1,932K
	452 Davisville Ave, Toronto	Semi-Detached	3	2	6	\$829K	\$881K
	644 Merton St, Toronto	Semi-Detached	3	3	7	\$959K	\$1,020K
26 November, 2015	1608, 25 Broadway Ave, Toronto	Condo	2	1	50	\$499K	\$458K
29 November, 2015	331 Davisville Ave, Toronto	Semi-Detached	3	2	20	\$990K	\$960K
	385 Hillside Ave, Toronto	Semi-Detached	4	2	6	\$879K	\$950K
30 November, 2015	244 Broadway Ave, Toronto	Semi-Detached	3	3	6	\$1,359K	\$1,385K
	279 Davisville Ave, Toronto	Semi-Detached	3	3	7	\$828K	\$824K
1 December, 2015	203, 398 Eglinton Ave, Toronto	Condo	1	1	37	\$310K	\$302K
5 December, 2015	567 Roehampton Ave, Toronto	Semi-Detached	3	1	3	\$859K	\$880K
7 December, 2015	75 Cardiff Rd, Toronto	Detached	2	2	5	\$999K	\$1,290K
23 December, 2015	511, 1750 Bayview Ave, Toronto	Condo	1	1	59	\$320K	\$313K
11 January, 2016	343 Balliol St, Toronto	Detached	3	3	36	\$1,400K	\$1,380K
17 January, 2016	Suite 2, 83 Lillian St, Toronto	Townhouse	2	2	7	\$520K	\$508K
25 January, 2016	10 Glenavy Ave	Semi-Detached	3	2	6	\$839K	\$931K
	664 Hillside Ave E	Detached	3	3	7	\$1,150K	\$1,511K

Data

Month, Day, Year of Sold Date	Address1	Property Type	Bedrooms	Washrooms	Days on the Market	List Price	Sold Price
28 January, 2016	107, 65 Sheldrake Blvd	Condo	2	3	7	\$2,250K	\$2,100K
1 February, 2016	602, 1818 Bayview Ave	Condo	2	2	6	\$549K	\$560K
2 February, 2016	306 Soudan Ave	Semi-Detached	3	2	7	\$930K	\$968K
3 February, 2016	172 Blythwood Rd	Detached	3	1	2	\$1,299K	\$1,561K
	1706, 83 Redpath Ave	Condo	1	1	7	\$399K	\$395K
4 February, 2016	686 Balliol St	Detached	5	5	85	\$2,179K	\$2,115K
5 February, 2016	18A Sherwood Ave	Semi-Detached	4	5	8	\$1,599K	\$1,530K
	1707, 2191 Yonge St	Condo	1	1	24	\$389K	\$380K
9 February, 2016	480 Merton St	Semi-Detached	3	2	6	\$749K	\$881K
	606, 398 Eglinton Ave E	Condo	1	1	76	\$310K	\$300K
	611 Millwood Rd	Semi-Detached	3	1	7	\$880K	\$901K
	2515, 70 Roehampton Ave	Condo	2	3	8	\$1,368K	\$1,368K
10 February, 2016	611, 398 Eglinton Ave E	Condo	1	1	7	\$330K	\$325K
19 February, 2016	#601, 1818 Bayview Ave	Condo	2	2	3	\$565K	\$575K
21 February, 2016	18B Sherwood Ave	Semi-Detached	4	5	10	\$1,545K	\$1,550K
22 February, 2016	58 Petman Ave	Semi-Detached	3	2	6	\$879K	\$980K
24 February, 2016	318, 245 Davisville Ave	Condo	1	1	14	\$399K	\$385K
26 February, 2016	82 Stibbard Ave	Detached	3	3	9	\$1,429K	\$1,505K
1 March, 2016	21 Lemay Rd	Semi-Detached	3	2	1	\$989K	\$1,150K
3 March, 2016	149 Sherwood Ave	Detached	3	3	23	\$1,495K	\$1,475K
5 March, 2016	108 Banff Rd	Detached	3	4	3	\$1,269K	\$1,350K
7 March, 2016	734 Merton St	Semi-Detached	3	3	1	\$1,050K	\$1,020K
	1404A Bayview Ave	Semi-Detached	3	4	7	\$1,169K	\$1,375K
8 March, 2016	23 Glenavy Ave	Detached	3	2	9	\$988K	\$1,139K
	637 Hillside Ave E	Semi-Detached	2	2	7	\$799K	\$825K
10 March, 2016	46 Petman Ave	Semi-Detached	3	4	17	\$1,179K	\$1,165K
14 March, 2016	46 Falcon St	Semi-Detached	3	3	5	\$1,099K	\$1,300K
15 March, 2016	126 Sherwood Ave	Detached	4	2	5	\$999K	\$1,401K

Data

Month, Day, Year of Sold Date	Address1	Property Type	Bedrooms	Washrooms	Days on the Market	List Price	Sold Price
15 March, 2016	411, 1818 Bayview Ave	Condo	2	2	6	\$569K	\$585K
16 March, 2016	14 Whitewood Rd	Detached	2	1	8	\$1,000K	\$1,281K
22 March, 2016	530 Millwood Rd	Semi-Detached	3	1	10	\$749K	\$889K
	2006, 25 Broadway Ave	Condo	1	1	24	\$475K	\$465K
23 March, 2016	12 Blythwood Gdns	Detached	5	3	6	\$1,299K	\$1,550K
24 March, 2016	324 Hillside Ave E	Semi-Detached	2	3	9	\$969K	\$1,091K
29 March, 2016	48 Mann Ave	Detached	2	2	1	\$1,088K	\$1,368K
30 March, 2016	302 Erskine Ave	Detached	3	4	0	\$1,779K	\$1,831K
	378 Roehampton Ave	Semi-Detached	2	2	6	\$869K	\$923K
4 April, 2016	87 Taunton Rd	Semi-Detached	3	3	32	\$1,349K	\$1,349K
5 April, 2016	233 Belsize Dr	Semi-Detached	3	2	7	\$990K	\$1,306K
	665 Balliol St	Detached	4	4	6	\$1,799K	\$1,850K
7 April, 2016	38 Glenavy Ave	Detached	2	2	8	\$999K	\$1,450K
	333 Shelldrake Blvd	Detached	3	1	7	\$999K	\$1,425K
	563 Millwood Rd	Detached	3	3	7	\$1,150K	\$1,310K
11 April, 2016	13 Brynhurst Crt	Detached	4	5	5	\$2,795K	\$2,958K
	361 Soudan Ave	Detached	3	1	7	\$1,100K	\$1,100K
	3810, 2191 Yonge St	Condo	1	1	38	\$449K	\$440K
12 April, 2016	148 Banff Rd	Detached	3	4	0	\$1,449K	\$1,610K
	208, 600 Eglinton Ave, Toronto	Condo	1	1	28	\$308K	\$300K
	359 Cleveland St	Detached	3	4	8	\$1,300K	\$1,477K
	381 Hillside Ave E	Semi-Detached	3	2	6	\$949K	\$1,153K
	1004, 25 Broadway Ave	Condo	2	2	1	\$600K	\$615K
13 April, 2016	1 Belle Ayre Blvd	Semi-Detached	3	2	6	\$750K	\$905K
14 April, 2016	67 Falcon St	Semi-Detached	3	2	2	\$899K	\$1,300K
15 April, 2016	21 Martin Rd	Semi-Detached	3	2	1	\$949K	\$1,200K
18 April, 2016	2 Cleveland St	Detached	4	4	4	\$1,789K	\$1,725K
	685 Soudan Ave	Semi-Detached	3	4	7	\$1,249K	\$1,518K

Data

Month, Day, Year of Sold Date	Address1	Property Type	Bedrooms	Washrooms	Days on the Market	List Price	Sold Price
19 April, 2016	393 Belsize Dr	Semi-Detached	3	3	7	\$998K	\$1,335K
20 April, 2016	142 Forman Ave	Semi-Detached	3	3	8	\$990K	\$1,270K
	512, 1818 Bayview Ave	Condo	1	2	14	\$500K	\$485K
21 April, 2016	30 Fairfield Rd	Detached	3	2	2	\$1,225K	\$1,525K
22 April, 2016	1201, 123 Eglinton Ave E	Condo	2	2	36	\$625K	\$610K
24 April, 2016	242 Erskine Ave	Detached	4	5	59	\$2,695K	\$2,584K
25 April, 2016	345 Keewatin Ave	Detached	3	4	14	\$1,499K	\$1,760K
26 April, 2016	3, 525 Balliol St	Townhouse	3	3	14	\$999K	\$998K
28 April, 2016	70 Banff Rd	Semi-Detached	3	2	1	\$980K	\$1,225K
29 April, 2016	261 Hillside Ave E	Detached	3	2	1	\$1,299K	\$1,570K
30 April, 2016	55 Petman Ave	Detached	3	4	16	\$1,889K	\$1,830K
2 May, 2016	52 McBain Ave	Detached	4	5	1	\$2,400K	\$2,338K
3 May, 2016	31 Fairfield Rd	Detached	2	3	8	\$1,268K	\$1,585K
	408 Davisville Ave	Semi-Detached	3	3	8	\$899K	\$999K
5 May, 2016	554 Hillside Ave E	Detached	3	2	7	\$1,195K	\$1,360K
6 May, 2016	199 Blythwood Rd	Detached	4	2	11	\$1,500K	\$1,500K
	326 Soudan Ave	Semi-Detached	3	1	2	\$749K	\$900K
	502, 1818 Bayview Ave	Condo	2	2	22	\$570K	\$567K
	728 Balliol St	Detached	3	3	3	\$950K	\$1,251K
9 May, 2016	4 Whitewood Rd	Detached	3	2	11	\$1,000K	\$1,120K
	351 Blythwood Rd	Detached	3	4	6	\$1,975K	\$1,975K
	365 Keewatin Ave	Townhouse	2	2	6	\$869K	\$921K
	459 Balliol St	Semi-Detached	3	1	7	\$799K	\$928K
	720 Merton St	Semi-Detached	3	2	7	\$950K	\$1,250K
10 May, 2016	1458 Bayview Ave	Other	6	7	7	\$1,800K	\$1,910K
11 May, 2016	308, 398 Eglinton Ave E	Condo	1	1	16	\$320K	\$320K
12 May, 2016	1002, 7 Broadway Ave	Condo	2	2	72	\$490K	\$450K
13 May, 2016	238 Erskine Ave	Detached	3	4	2	\$1,599K	\$1,740K

Data

Month, Day, Year of Sold Date	Address1	Property Type	Bedrooms	Washrooms	Days on the Market	List Price	Sold Price
15 May, 2016	357 Roehampton Ave	Other	5	3	67	\$1,739K	\$1,700K
	1210, 2191 Yonge St	Condo	1	1	13	\$429K	\$415K
16 May, 2016	29 Elvina Gdns	Semi-Detached	3	2	6	\$899K	\$1,202K
	52 Harwood Rd	Semi-Detached	3	2	7	\$929K	\$1,250K
	200 Broadway Ave	Semi-Detached	2	1	5	\$749K	\$928K
	710 Hillside Ave E	Detached	3	3	7	\$1,249K	\$1,535K
17 May, 2016	10 Marmot St	Semi-Detached	3	2	6	\$999K	\$999K
	507, 1815 Yonge St	Condo	2	2	40	\$640K	\$630K
18 May, 2016	61 Thurston Rd	Detached	2	1	7	\$955K	\$1,077K
19 May, 2016	32 Mccord Rd	Semi-Detached	3	3	8	\$968K	\$1,100K
	107, 562 Eglinton Ave E	Condo	1	1	35	\$309K	\$295K
	1109, 398 Eglinton Ave E	Condo	1	1	8	\$335K	\$333K
20 May, 2016	44 Fairfield Rd	Detached	3	2	11	\$1,256K	\$1,460K
	303, 562 Eglinton Ave E	Condo	1	1	73	\$289K	\$281K
25 May, 2016	339 Cleveland St	Detached	4	4	7	\$1,499K	\$1,688K
26 May, 2016	190 Broadway Ave	Semi-Detached	3	2	3	\$899K	\$1,200K
	403 Soudan Ave	Detached	4	5	70	\$2,490K	\$2,380K
28 May, 2016	307, 600 Eglinton Ave E	Condo	1	1	4	\$270K	\$272K
30 May, 2016	30 Elvina Gdns	Semi-Detached	3	2	7	\$949K	\$1,241K
	218, 245 Davisville Ave	Condo	1	1	6	\$390K	\$395K
	385 Keewatin Ave	Semi-Detached	0	0	6	\$699K	\$860K
	444 Millwood Rd	Detached	3	3	6	\$1,349K	\$1,499K
31 May, 2016	185 Stibbard Ave	Detached	4	6	7	\$2,950K	\$3,419K
1 June, 2016	293 Belsize Dr	Semi-Detached	3	1	6	\$799K	\$1,080K
5 June, 2016	389 Davisville Ave	Semi-Detached	3	2	5	\$849K	\$1,000K
6 June, 2016	36 Elvina Gdns	Semi-Detached	3	2	6	\$999K	\$1,401K
7 June, 2016	55 Tilson Rd	Detached	2	1	6	\$1,149K	\$1,375K
8 June, 2016	21, 58 Sherwood Ave	Other	1	1	44	\$339K	\$339K

Data

Month, Day, Year of Sold Date	Address1	Property Type	Bedrooms	Washrooms	Days on the Market	List Price	Sold Price
8 June, 2016	28 Le May Rd	Semi-Detached	3	1	7	\$750K	\$958K
	365 Davisville Ave E	Semi-Detached	3	2	1	\$879K	\$1,050K
	495 Millwood Rd	Semi-Detached	3	2	1	\$839K	\$1,225K
	571 Soudan Ave	Semi-Detached	3	2	7	\$949K	\$1,202K
	603 Roehampton Ave	Townhouse	3	3	0	\$899K	\$1,025K
9 June, 2016	97B Sherwood Ave	Semi-Detached	4	5	23	\$2,550K	\$2,520K
	332 Soudan Ave	Semi-Detached	3	3	3	\$899K	\$1,051K
13 June, 2016	596 Soudan Ave	Detached	3	2	4	\$1,225K	\$1,330K
14 June, 2016	247 Belsize Dr	Detached	3	2	7	\$1,099K	\$1,476K
	617 Millwood Rd	Semi-Detached	3	3	1	\$998K	\$1,275K
	713 Balliol St	Detached	3	2	6	\$1,350K	\$1,450K
15 June, 2016	48 Petman Ave	Semi-Detached	3	2	2	\$819K	\$1,075K
	425 Belsize Dr	Detached	4	5	9	\$2,388K	\$2,284K
	531 Davisville Ave	Semi-Detached	3	2	3	\$859K	\$1,070K
16 June, 2016	203, 1901 Yonge St	Condo	3	2	6	\$700K	\$745K
	313 Belsize Dr	Detached	4	5	42	\$2,450K	\$2,300K
	390 Belsize Dr	Semi-Detached	3	2	1	\$969K	\$1,200K
17 June, 2016	1008, 212 Eglinton Ave E	Condo	1	1	11	\$400K	\$401K
18 June, 2016	313, 245 Davisville Ave	Condo	1	1	3	\$399K	\$461K
20 June, 2016	331 Balliol St	Semi-Detached	3	2	7	\$868K	\$1,000K
21 June, 2016	401 Manor Rd E	Semi-Detached	3	2	14	\$800K	\$1,070K
	456 Roehampton Ave	Detached	3	2	7	\$1,288K	\$1,588K
	488 Soudan Ave	Semi-Detached	2	1	8	\$599K	\$740K
	598 Soudan Ave	Detached	3	1	6	\$1,000K	\$1,130K
23 June, 2016	228 Belsize Dr	Detached	4	4	2	\$1,899K	\$2,100K
	722 Merton St	Semi-Detached	3	2	0	\$989K	\$1,200K
24 June, 2016	269 Broadway Ave	Semi-Detached	3	2	4	\$899K	\$1,201K
27 June, 2016	38 Hadley Rd	Detached	3	4	4	\$1,599K	\$1,675K

Data

Month, Day, Year of Sold Date	Address1	Property Type	Bedrooms	Washrooms	Days on the Market	List Price	Sold Price
27 June, 2016	406, 600 Eglinton Ave E	Condo	2	2	25	\$400K	\$400K
	501 Davisville Ave	Detached	3	2	6	\$1,199K	\$1,380K
28 June, 2016	296 Forman Ave	Semi-Detached	3	3	4	\$995K	\$1,282K
3 July, 2016	2108, 25 Broadway Ave	Condo	1	1	3	\$480K	\$480K
4 July, 2016	40 Hoyle Ave	Detached	4	5	20	\$2,889K	\$2,710K
11 July, 2016	12, 525 Balliol St	Townhouse	4	3	19	\$1,199K	\$1,160K
	16 Glenavy Ave	Detached	3	3	4	\$1,320K	\$1,580K
	411 Davisville Ave	Semi-Detached	3	1	15	\$850K	\$850K
12 July, 2016	25 Mccord Rd	Semi-Detached	3	2	1	\$899K	\$1,050K
18 July, 2016	297 Manor Rd E	Detached	3	2	7	\$1,199K	\$1,465K
	705, 398 Eglinton Ave E	Condo	2	2	6	\$459K	\$503K
20 July, 2016	242 Hillside Ave E	Detached	3	4	14	\$1,749K	\$1,750K
21 July, 2016	24 Rowley Ave	Townhouse	2	1	15	\$889K	\$800K
24 July, 2016	439 Davisville Ave	Semi-Detached	2	3	4	\$879K	\$1,025K
26 July, 2016	309, 1750 Bayview Ave	Condo	2	2	49	\$489K	\$470K
29 July, 2016	401, 600 Eglinton Ave E	Condo	1	1	60	\$330K	\$320K
3 August, 2016	9 Blythwood Gdns	Detached	4	2	1	\$1,349K	\$1,580K
	594 Hillside Ave E	Detached	4	4	9	\$1,499K	\$1,765K
5 August, 2016	148 Blythwood Rd	Detached	4	4	58	\$2,799K	\$2,799K
	255 Blythwood Rd	Detached	3	2	58	\$1,750K	\$1,670K
9 August, 2016	500 Balliol St	Detached	3	1	6	\$999K	\$1,150K
11 August, 2016	12 Walder Ave	Detached	4	5	49	\$2,499K	\$2,499K
12 August, 2016	57 Gresham Rd	Detached	4	3	31	\$1,499K	\$1,480K
	386 Davisville Ave	Semi-Detached	2	2	10	\$1,000K	\$1,075K
15 August, 2016	563 Mount Pleasant Rd	Other	2	1	42	\$1,285K	\$1,201K
18 August, 2016	3 Belle Ayre Blvd	Semi-Detached	3	2	19	\$799K	\$1,100K
19 August, 2016	1006, 900 Mount Pleasant Rd	Condo	1	1	29	\$414K	\$395K
22 August, 2016	105 Cleveland St	Detached	4	4	6	\$1,599K	\$1,770K

Data

Month, Day, Year of Sold Date	Address1	Property Type	Bedrooms	Washrooms	Days on the Market	List Price	Sold Price
23 August, 2016	401 Hillsdale Ave E	Semi-Detached	2	4	6	\$1,549K	\$1,549K
26 August, 2016	716, 60 Berwick Ave	Condo	1	1	143	\$425K	\$405K
30 August, 2016	76 Forman Ave	Semi-Detached	2	1	8	\$799K	\$1,000K
1 September, 2016	1108, 25 Broadway Ave	Condo	1	1	2	\$473K	\$472K
	1416, 99 Broadway Ave	Condo	1	1	25	\$318K	\$318K
7 September, 2016	1111, 123 Eglinton Ave E	Condo	2	2	23	\$860K	\$820K
8 September, 2016	46 Mann Ave	Detached	2	2	4	\$1,295K	\$1,450K
9 September, 2016	16 Le May Rd	Semi-Detached	3	2	3	\$865K	\$975K
12 September, 2016	57 Stibbard Ave	Detached	4	4	7	\$1,320K	\$1,675K
	325 Davisville Ave	Detached	3	2	6	\$1,000K	\$1,255K
14 September, 2016	283 Erskine Ave	Detached	4	6	18	\$1,750K	\$1,715K
	333 Davisville Ave	Detached	3	2	2	\$1,000K	\$1,415K
15 September, 2016	311, 562 Eglinton Ave E	Condo	2	2	9	\$480K	\$478K
20 September, 2016	714 Hillsdale Ave E	Detached	4	4	6	\$1,700K	\$2,000K
22 September, 2016	30 Walder Ave	Detached	4	4	3	\$1,688K	\$1,850K
23 September, 2016	8 Hoyle Ave	Detached	4	4	17	\$1,899K	\$1,860K
	405 Belsize Dr	Detached	3	2	2	\$1,349K	\$1,530K
24 September, 2016	325 Broadway Ave	Detached	2	1	61	\$1,400K	\$1,400K
27 September, 2016	210 Manor Rd E	Detached	4	5	15	\$2,449K	\$2,365K
29 September, 2016	372 Merton St	Other	6	4	4	\$1,850K	\$1,865K
	440B Soudan Ave	Semi-Detached	3	4	7	\$1,278K	\$1,402K
	612, 1818 Bayview Ave	Condo	1	2	22	\$489K	\$475K
4 October, 2016	6 Rowley Ave	Semi-Detached	4	3	8	\$1,199K	\$1,360K
	362 Roehampton Ave	Detached	3	3	5	\$1,559K	\$1,471K
6 October, 2016	801, 35 Merton St	Condo	1	1	7	\$368K	\$385K
11 October, 2016	6 Forsyth Rd	Semi-Detached	3	2	0	\$998K	\$1,300K
12 October, 2016	29 Fairfield Rd	Detached	3	2	8	\$1,450K	\$1,605K
13 October, 2016	111, 562 Eglinton Ave E	Condo	2	2	71	\$480K	\$462K

Data

Month, Day, Year of Sold Date	Address1	Property Type	Bedrooms	Washrooms	Days on the Market	List Price	Sold Price
13 October, 2016	206 Erskine Ave	Detached	4	6	2	\$1,749K	\$2,155K
15 October, 2016	97A Sherwood Ave	Semi-Detached	4	5	1	\$2,575K	\$2,555K
16 October, 2016	4, 525 Balliol St	Townhouse	3	3	10	\$1,025K	\$1,000K
17 October, 2016	3 Fairfield Rd	Detached	3	4	5	\$1,695K	\$1,755K
	46 Gresham Rd	Semi-Detached	3	1	5	\$860K	\$1,180K
	73 Sherwood Ave	Semi-Detached	4	2	5	\$1,050K	\$1,510K
	680 Hillside Ave E	Semi-Detached	3	1	6	\$849K	\$1,205K
18 October, 2016	51B Sherwood Ave	Semi-Detached	4	5	27	\$2,248K	\$2,185K
	397 Hillside Ave E	Detached	3	1	3	\$1,399K	\$1,550K
	512 Millwood Rd	Semi-Detached	3	2	0	\$1,099K	\$1,150K
	1450 Bayview Ave	Detached	4	4	7	\$1,495K	\$1,460K
20 October, 2016	32 Fairfield Rd	Detached	3	2	7	\$1,299K	\$1,560K
	460 Davisville Ave	Semi-Detached	3	3	3	\$899K	\$1,143K
22 October, 2016	335 Broadway Ave	Detached	4	5	8	\$2,088K	\$2,160K
29 October, 2016	1110, 398 Eglinton Ave E	Condo	2	2	2	\$463K	\$470K
30 October, 2016	51 Rowley Ave	Detached	4	5	2	\$2,699K	\$2,600K
31 October, 2016	201, 562 Eglinton Ave E	Condo	2	2	26	\$470K	\$465K
	903, 398 Eglinton Ave E	Condo	1	1	14	\$350K	\$375K
1 November, 2016	53 Sherwood Ave	Detached	4	5	6	\$1,699K	\$1,910K
	1601, 25 Broadway Ave	Condo	1	1	6	\$486K	\$490K
4 November, 2016	585 Balliol St	Detached	3	4	8	\$1,635K	\$1,600K
5 November, 2016	270 Keewatin Ave	Detached	3	3	4	\$1,689K	\$1,908K
7 November, 2016	310, 1818 Bayview Ave	Condo	1	2	55	\$449K	\$449K
8 November, 2016	33 Marmot St	Detached	2	3	0	\$1,400K	\$1,500K
	333 Belsize Dr	Detached	2	2	12	\$1,538K	\$1,538K
12 November, 2016	453 Merton St	Detached	3	1	10	\$995K	\$1,118K
14 November, 2016	274 Shelldrake Blvd	Detached	3	2	5	\$1,649K	\$1,700K
	482 Merton St	Semi-Detached	3	2	7	\$799K	\$935K

Data

Month, Day, Year of Sold Date	Address1	Property Type	Bedrooms	Washrooms	Days on the Market	List Price	Sold Price
14 November, 2016	507 Davisville Ave	Detached	3	1	6	\$929K	\$930K
	1012 Mount Pleasant Rd	Semi-Detached	3	2	7	\$899K	\$1,120K
15 November, 2016	61 Fairfield Rd	Detached	2	2	5	\$1,200K	\$1,425K
	380 Roehampton Ave	Detached	2	2	8	\$1,099K	\$1,099K
16 November, 2016	391 Broadway Ave	Detached	2	2	6	\$1,299K	\$1,285K
	518 Balliol St	Semi-Detached	3	2	7	\$998K	\$1,350K
21 November, 2016	55 Fairfield Rd	Detached	3	3	20	\$1,695K	\$1,695K
	305/6, 1818 Bayview Ave	Condo	3	3	63	\$1,149K	\$1,100K
22 November, 2016	1506, 30 Holly St	Condo	2	2	5	\$550K	\$536K
23 November, 2016	174-180 Broadway Ave	Other	9	11	7	\$3,700K	\$4,250K
	203, 170 Roehampton Ave	Other	1	1	97	\$329K	\$298K
24 November, 2016	205, 645 Millwood Rd	Condo	1	1	33	\$450K	\$438K
28 November, 2016	60 Cleveland St	Detached	2	1	7	\$899K	\$1,150K
	650 Balliol St	Detached	2	2	59	\$1,450K	\$1,445K
30 November, 2016	707 Hillside Ave E	Detached	3	2	2	\$1,249K	\$1,475K
1 December, 2016	204, 170 Roehampton Ave	Other	3	2	2	\$500K	\$485K
2 December, 2016	311, 1750 Bayview Ave	Condo	1	1	9	\$330K	\$351K
	579 Balliol St	Detached	4	6	28	\$2,680K	\$2,515K
4 December, 2016	190 Banff Rd	Detached	3	1	2	\$1,295K	\$1,700K
5 December, 2016	70 Manor Rd E	Semi-Detached	3	3	7	\$1,095K	\$1,358K
6 December, 2016	338 Belsize Dr	Detached	1	2	7	\$995K	\$1,465K
7 December, 2016	1412-14 Bayview Ave	Other	8	4	79	\$1,895K	\$1,865K
10 December, 2016	607, 1901 Yonge St	Condo	3	2	3	\$699K	\$735K
11 December, 2016	21 Mccord Rd E	Semi-Detached	3	1	16	\$998K	\$975K
14 December, 2016	730, 89 Dunfield Ave	Condo	2	2	12	\$675K	\$630K
21 December, 2016	9 Thurloe Ave	Semi-Detached	3	4	2	\$2,899K	\$2,750K
23 December, 2016	106, 65 Sheldrake Blvd	Condo	2	2	25	\$1,595K	\$1,550K
	123 Belsize Dr	Detached	4	5	24	\$1,999K	\$1,900K

Data

Month, Day, Year of Sold Date	Address1	Property Type	Bedrooms	Washrooms	Days on the Market	List Price	Sold Price
9 January, 2017	1, 525 Balliol St	Townhouse	3	3	46	\$1,249K	\$1,220K
	563 Mount Pleasant Rd	Other	2	2	6	\$1,279K	\$1,358K
16 January, 2017	39 Rowley Ave	Detached	4	5	7	\$2,095K	\$2,470K
	318 Keewatin Ave	Detached	4	4	7	\$1,595K	\$1,880K
18 January, 2017	5 Thurloe Ave	Semi-Detached	3	5	1	\$2,899K	\$2,895K
22 January, 2017	3203, 30 Roehampton Ave	Condo	2	2	3	\$768K	\$778K
23 January, 2017	532 Merton St	Semi-Detached	2	2	11	\$1,039K	\$1,039K
24 January, 2017	28 Le May Rd	Semi-Detached	3	3	5	\$989K	\$1,320K
28 January, 2017	1506, 30 Roehampton Ave	Condo	1	1	2	\$450K	\$480K
29 January, 2017	214, 98 Lillian St	Condo	2	2	12	\$470K	\$540K
	307, 398 Eglinton Ave E	Condo	2	2	6	\$468K	\$466K
30 January, 2017	5 Belle Ayre Blvd	Detached	3	3	7	\$949K	\$1,300K
	1101, 30 Roehampton Ave	Condo	1	1	2	\$550K	\$553K
2 February, 2017	11 Thurloe Ave	Semi-Detached	3	4	20	\$2,899K	\$2,750K
	67 Petman Ave	Detached	3	3	23	\$1,378K	\$1,300K
	1040 Mount Pleasant Rd	Semi-Detached	3	2	7	\$895K	\$1,106K
4 February, 2017	587 Hillside Ave E	Detached	2	2	0	\$1,660K	\$1,660K
	3407, 89 Dunfield Ave	Condo	2	2	2	\$690K	\$690K
6 February, 2017	172 Blythwood Rd	Detached	3	1	6	\$1,795K	\$2,050K
	377 Balliol St	Detached	3	2	6	\$1,538K	\$1,810K
7 February, 2017	187B Sherwood Ave	Townhouse	2	2	5	\$899K	\$899K
	358 Millwood Rd	Detached	4	3	6	\$1,398K	\$1,808K
	564 Merton St	Semi-Detached	3	2	6	\$880K	\$1,100K
8 February, 2017	31 Boyton Rd	Semi-Detached	3	2	8	\$989K	\$1,456K
	2309, 30 Roehampton Ave	Condo	1	1	26	\$540K	\$530K
10 February, 2017	249 Erskine Ave	Detached	2	5	4	\$1,988K	\$2,220K
11 February, 2017	1105, 25 Broadway Ave	Condo	1	1	2	\$530K	\$552K
14 February, 2017	7 Thurloe Ave	Semi-Detached	3	5	13	\$2,899K	\$2,800K

Data

Month, Day, Year of Sold Date	Address1	Property Type	Bedrooms	Washrooms	Days on the Market	List Price	Sold Price
14 February, 2017	Ph705, 1818 Bayview Ave	Condo	3	3	14	\$1,200K	\$1,302K
15 February, 2017	811, 98 Lillian St	Condo	1	1	29	\$466K	\$466K
16 February, 2017	537 Mount Pleasant Rd	Other	2	4	2	\$1,695K	\$1,695K
17 February, 2017	1108, 398 Eglinton Ave E	Condo	1	1	10	\$350K	\$391K
21 February, 2017	111 Blythwood Rd	Detached	4	5	6	\$1,995K	\$2,580K
	491 Hillside Ave E	Detached	3	2	7	\$1,389K	\$1,900K
23 February, 2017	257 Manor Rd E	Detached	3	4	2	\$2,199K	\$2,501K
24 February, 2017	1006, 30 Roehampton Ave	Condo	1	1	39	\$529K	\$510K
	1106, 1815 Yonge St	Condo	1	1	1	\$580K	\$590K
25 February, 2017	171 Stibbard Ave	Detached	4	5	3	\$3,495K	\$3,600K
	A22, 900 Mount Pleasant Rd	Condo	2	2	21	\$599K	\$600K
27 February, 2017	567 Hillside Ave E	Detached	3	2	6	\$1,549K	\$2,106K
	738 Balliol St	Detached	3	4	6	\$1,975K	\$2,227K
28 February, 2017	8, 240 Broadway Ave	Townhouse	2	3	1	\$995K	\$1,300K
	210, 562 Eglinton Ave E	Condo	1	1	7	\$399K	\$510K
	395 Davisville Ave	Semi-Detached	3	2	7	\$859K	\$1,078K
	505 Balliol St	Other	3	2	12	\$2,388K	\$3,150K
1 March, 2017	83 Taunton Rd	Townhouse	3	3	8	\$1,199K	\$1,910K
	530 Millwood Rd	Semi-Detached	3	2	8	\$1,398K	\$1,578K
2 March, 2017	205, 35 Merton St	Condo	2	1	3	\$490K	\$520K
3 March, 2017	1001, 398 Eglinton Ave E	Condo	2	2	16	\$510K	\$505K
	2918, 98 Lillian St	Condo	1	1	7	\$485K	\$490K
4 March, 2017	4 Belle Ayre Blvd	Semi-Detached	2	3	5	\$1,399K	\$1,400K
	126 Sherwood Ave	Detached	4	2	3	\$1,599K	\$2,047K
5 March, 2017	475 Davisville Ave	Semi-Detached	3	2	5	\$995K	\$1,250K
6 March, 2017	57 Thurston Rd	Semi-Detached	3	2	7	\$1,095K	\$1,415K
	481 Davisville Ave	Detached	2	1	12	\$900K	\$920K
7 March, 2017	28 Corinth Gdns	Semi-Detached	3	3	6	\$1,485K	\$1,705K

Data

Month, Day, Year of Sold Date	Address1	Property Type	Bedrooms	Washrooms	Days on the Market	List Price	Sold Price
7 March, 2017	73 Walder Ave	Detached	3	3	8	\$1,588K	\$2,175K
8 March, 2017	23 Marmot St	Detached	4	4	9	\$1,929K	\$2,075K
	661 Merton St	Semi-Detached	3	4	8	\$1,298K	\$1,900K
9 March, 2017	111 Banff Rd	Detached	2	2	8	\$1,129K	\$1,450K
	3204, 89 Dunfield Ave	Condo	1	1	1	\$470K	\$472K
10 March, 2017	2919, 98 Lillian St	Condo	1	1	15	\$440K	\$440K
11 March, 2017	222 Broadway Ave	Semi-Detached	3	3	13	\$889K	\$1,100K
13 March, 2017	22 Whitewood Rd	Detached	1	2	5	\$1,450K	\$1,560K
	1319, 98 Lillian St	Condo	1	1	2	\$450K	\$445K
14 March, 2017	620 Mount Pleasant Rd	Other	1	2	25	\$1,299K	\$1,250K
15 March, 2017	16 Brynhurst Crt	Detached	4	3	15	\$2,299K	\$2,080K
24 March, 2017	2111, 98 Lillian St	Condo	1	1	11	\$500K	\$500K
26 March, 2017	8, 166 Sherwood Ave	Condo	2	1	4	\$498K	\$524K
29 March, 2017	7 Brynhurst Crt, Toronto	Detached	4	4	7	\$1,598K	\$2,250K
	22 Mccord Rd	Semi-Detached	3	2	7	\$1,098K	\$1,551K
30 March, 2017	283 Broadway Ave	Detached	3	1	1	\$1,459K	\$1,610K
31 March, 2017	201, 398 Eglinton Ave E	Condo	2	2	3	\$475K	\$530K
1 April, 2017	401 Balliol St	Detached	2	2	9	\$1,495K	\$1,855K
4 April, 2017	1 Blythwood Cres	Detached	4	3	7	\$1,995K	\$2,303K
	110, 600 Eglinton Ave E	Condo	1	1	5	\$449K	\$452K
	564 Millwood Rd	Semi-Detached	3	2	7	\$1,098K	\$1,651K
5 April, 2017	109 Sherwood Ave	Semi-Detached	5	3	9	\$1,299K	\$1,671K
	318 Forman Ave	Semi-Detached	3	2	6	\$1,195K	\$1,300K
6 April, 2017	1705, 99 Broadway Ave	Condo	1	1	6	\$309K	\$318K
8 April, 2017	53 Elvina Gdns	Detached	2	2	8	\$1,295K	\$1,420K
	706, 212 Eglinton Ave E	Condo	1	1	22	\$480K	\$470K
	1919, 98 Lillian St	Condo	1	1	2	\$450K	\$452K
9 April, 2017	103, 65 Sheldrake Blvd	Condo	2	2	18	\$1,298K	\$1,265K

Data

Month, Day, Year of Sold Date	Address1	Property Type	Bedrooms	Washrooms	Days on the Market	List Price	Sold Price
10 April, 2017	25 Belle Ayre Blvd	Detached	3	2	10	\$1,398K	\$2,120K
	292 Belsize Dr, Toronto	Detached	4	5	8	\$2,389K	\$2,488K
11 April, 2017	15 Walder Ave	Detached	2	2	6	\$1,200K	\$1,600K
	24 Elvina Gdns	Semi-Detached	3	2	8	\$1,099K	\$1,315K
	426 Hillside Ave E	Detached	2	2	6	\$1,289K	\$1,555K
	570 Balliol St	Semi-Detached	2	2	8	\$850K	\$1,070K
	663 Merton St	Semi-Detached	4	3	7	\$1,100K	\$1,663K
12 April, 2017	4 Blythwood Cres	Detached	4	4	7	\$2,198K	\$2,805K
	703, 1818 Bayview Ave	Condo	2	2	9	\$638K	\$755K
13 April, 2017	503, 398 Eglinton Ave E	Condo	1	1	9	\$359K	\$450K
15 April, 2017	559 Millwood Rd	Detached	3	1	8	\$1,349K	\$1,409K
18 April, 2017	9 Blythwood Cres	Detached	4	3	6	\$1,895K	\$2,225K
	28 Tilson Rd	Detached	3	4	7	\$1,895K	\$2,100K
19 April, 2017	50 Thurston Rd	Semi-Detached	3	3	9	\$1,095K	\$1,250K
	810, 25 Broadway Ave	Condo	1	1	7	\$540K	\$575K
24 April, 2017	37 Sherwood Ave	Detached	4	4	6	\$1,899K	\$2,210K
25 April, 2017	329 Cleveland St	Semi-Detached	3	2	6	\$1,200K	\$1,555K
26 April, 2017	374 Cleveland St	Detached	3	4	8	\$1,498K	\$1,575K
	637 Hillside Ave E	Semi-Detached	2	2	16	\$1,200K	\$1,050K
27 April, 2017	96 Sherwood Ave	Detached	4	5	2	\$3,350K	\$3,425K
	574 Hillside Ave E	Detached	1	1	9	\$828K	\$828K
	2907, 89 Dunfield Ave	Condo	2	2	2	\$710K	\$710K
28 April, 2017	129 Blythwood Rd	Detached	4	2	3	\$2,388K	\$2,388K
30 April, 2017	2 Cleveland St	Detached	4	4	5	\$2,149K	\$2,500K
	398 Davisville Ave	Semi-Detached	3	2	4	\$899K	\$1,120K
1 May, 2017	236 Manor Rd E	Detached	4	4	7	\$2,399K	\$2,700K
	367 Belsize Dr	Semi-Detached	3	2	4	\$1,375K	\$1,305K
	380 Belsize Dr	Detached	3	3	6	\$1,398K	\$1,890K

Data

Month, Day, Year of Sold Date	Address1	Property Type	Bedrooms	Washrooms	Days on the Market	List Price	Sold Price
2 May, 2017	38 Boyton Rd	Detached	3	4	4	\$1,549K	\$1,542K
	501, 398 Eglinton Ave E	Condo	2	2	7	\$520K	\$640K
4 May, 2017	60 Taunton Rd	Semi-Detached	3	4	2	\$1,349K	\$1,750K
	1614, 98 Lillian St	Condo	1	1	29	\$598K	\$580K
6 May, 2017	669 Balliol St	Detached	4	4	5	\$1,940K	\$2,791K
9 May, 2017	505 Soudan Ave	Detached	3	2	8	\$1,400K	\$1,648K
	1101, 212 Eglinton Ave	Condo	2	2	20	\$649K	\$645K
10 May, 2017	226 Erskine Ave	Detached	3	3	8	\$1,595K	\$2,100K
11 May, 2017	12 Glazebrook Ave	Semi-Detached	3	4	7	\$1,699K	\$1,744K
	37 Mann Ave	Detached	2	1	15	\$1,495K	\$1,475K
	54 Forman Ave	Semi-Detached	2	2	8	\$1,148K	\$1,080K
15 May, 2017	41A Sherwood Ave	Semi-Detached	3	3	7	\$1,695K	\$1,978K
16 May, 2017	51 Elvina Gdns	Detached	2	1	19	\$999K	\$960K
	279 Lawrence Ave E	Detached	5	4	7	\$2,688K	\$2,530K
	392 Broadway Ave	Detached	2	2	22	\$1,499K	\$1,425K
	1110, 25 Broadway Ave	Condo	1	1	6	\$550K	\$580K
17 May, 2017	904, 25 Broadway Ave	Condo	2	2	6	\$729K	\$729K
18 May, 2017	118 Hillsdale Ave E	Detached	2	2	16	\$1,599K	\$1,450K
	354 Broadway Ave	Detached	3	4	3	\$1,848K	\$2,006K
19 May, 2017	302, 188 Eglinton Ave E	Condo	1	1	3	\$490K	\$468K
23 May, 2017	406 Davisville Ave	Townhouse	3	2	14	\$1,096K	\$1,096K
24 May, 2017	10 Tilson Rd	Semi-Detached	3	2	8	\$1,499K	\$1,475K
	337 Cleveland St	Detached	3	4	7	\$1,880K	\$1,888K
	366 Broadway Ave	Detached	4	5	23	\$2,699K	\$2,689K
	3602, 89 Dunfield Ave	Condo	1	1	16	\$590K	\$590K
25 May, 2017	43 Sherwood Ave	Detached	4	3	2	\$1,899K	\$2,293K
26 May, 2017	387 Hillsdale Ave E	Semi-Detached	3	4	9	\$995K	\$1,110K
	687 Balliol St	Detached	4	4	1	\$2,149K	\$2,550K

Data

Month, Day, Year of Sold Date	Address1	Property Type	Bedrooms	Washrooms	Days on the Market	List Price	Sold Price
27 May, 2017	336 Forman Ave	Semi-Detached	3	2	10	\$1,300K	\$1,270K
29 May, 2017	79 Taunton Rd	Townhouse	3	3	6	\$1,349K	\$1,400K
	415 Hillsdale Ave E	Semi-Detached	2	1	14	\$940K	\$920K
	471 Soudan Ave	Detached	5	4	4	\$1,649K	\$1,570K
	618 Millwood Rd	Detached	2	2	6	\$1,500K	\$1,526K
30 May, 2017	1 Le May Rd	Detached	3	4	7	\$1,995K	\$1,900K
	81 Cleveland St	Semi-Detached	3	2	8	\$888K	\$1,100K
	435 Balliol St	Detached	3	3	5	\$1,298K	\$1,416K
31 May, 2017	56 Harwood Rd	Semi-Detached	4	2	7	\$1,350K	\$1,400K
4 June, 2017	301, 398 Eglinton Ave E	Condo	2	2	6	\$650K	\$647K
	748 Balliol St	Detached	4	4	32	\$1,595K	\$1,570K
5 June, 2017	26 Harwood Rd	Detached	3	4	6	\$2,450K	\$2,348K
	54 Taunton Rd	Semi-Detached	3	2	6	\$1,399K	\$1,610K
6 June, 2017	22 Martin Cres	Semi-Detached	3	2	7	\$1,149K	\$1,280K
	23 Martin Rd	Semi-Detached	3	2	14	\$1,325K	\$1,268K
	485 Balliol St	Detached	3	1	6	\$999K	\$950K
7 June, 2017	174 Hillsdale Ave E	Detached	3	2	1	\$1,288K	\$1,300K
8 June, 2017	209, 600 Eglinton Ave E	Condo	1	1	10	\$399K	\$390K
10 June, 2017	1003, 398 Eglinton Ave E	Condo	1	1	3	\$400K	\$451K
11 June, 2017	911, 398 Eglinton Ave E	Condo	1	1	19	\$449K	\$446K
14 June, 2017	198 Belsize Dr	Detached	4	5	14	\$2,998K	\$2,950K
16 June, 2017	28 Hoyle Ave	Detached	4	4	1	\$2,050K	\$2,050K
	2420, 98 Lillian St	Condo	2	2	48	\$798K	\$783K
17 June, 2017	384 Keewatin Ave E	Detached	3	2	25	\$1,649K	\$1,550K
18 June, 2017	43 Fairfield Rd	Detached	4	4	20	\$1,799K	\$1,750K
19 June, 2017	Ph20, 70 Roehampton Ave	Condo	2	3	6	\$1,751K	\$1,751K
20 June, 2017	22 Martin Rd	Detached	4	4	8	\$1,500K	\$1,635K
21 June, 2017	402 Millwood Rd	Semi-Detached	3	1	8	\$769K	\$1,005K

Data

Month, Day, Year of Sold Date	Address1	Property Type	Bedrooms	Washrooms	Days on the Market	List Price	Sold Price
22 June, 2017	39 Taunton Rd	Detached	3	4	27	\$1,895K	\$1,850K
	82 Forman Ave	Semi-Detached	3	2	14	\$1,430K	\$1,400K
23 June, 2017	40 Harwood Rd	Detached	3	1	2	\$1,299K	\$1,425K
	293 Manor Rd E	Detached	3	2	18	\$1,600K	\$1,600K
26 June, 2017	104 Sherwood Ave	Detached	2	1	5	\$1,600K	\$1,600K
27 June, 2017	705, 30 Holly St	Condo	2	2	13	\$558K	\$545K
28 June, 2017	301, 600 Eglinton Ave E	Condo	1	1	34	\$389K	\$350K
	351 Broadway Ave	Detached	2	1	21	\$1,385K	\$1,295K
30 June, 2017	6 Glazebrook Ave	Semi-Detached	3	4	14	\$1,599K	\$1,575K
	19 Mann Ave	Detached	2	2	16	\$1,287K	\$1,100K
	367D Roehampton Ave	Townhouse	3	3	16	\$1,388K	\$1,370K
	1005, 35 Merton St	Condo	2	2	4	\$659K	\$651K
3 July, 2017	687 Merton St	Detached	3	2	27	\$1,495K	\$1,450K
4 July, 2017	543 Merton St	Detached	4	4	5	\$1,750K	\$1,700K
6 July, 2017	685 Merton St	Detached	4	4	9	\$1,849K	\$1,830K
8 July, 2017	606, 398 Eglinton Ave E	Condo	1	1	25	\$420K	\$405K
9 July, 2017	300 Broadway Ave	Semi-Detached	3	2	5	\$1,000K	\$1,100K
10 July, 2017	467 Millwood Rd	Semi-Detached	3	1	6	\$899K	\$1,151K
11 July, 2017	2106, 25 Broadway Ave	Condo	1	1	14	\$619K	\$601K
12 July, 2017	210 Belsize Dr	Detached	3	2	7	\$1,850K	\$1,810K
15 July, 2017	243 Manor Rd E	Detached	3	2	1	\$1,449K	\$1,449K
17 July, 2017	208, 260 Merton St	Condo	1	1	7	\$540K	\$533K
	506, 1750 Bayview Ave S	Condo	1	1	7	\$400K	\$401K
18 July, 2017	5, 250 Erskine Ave	Townhouse	3	3	7	\$995K	\$1,217K
	111 Belsize Dr	Detached	4	5	13	\$3,318K	\$3,150K
19 July, 2017	2805, 30 Roehampton Ave	Condo	2	2	27	\$649K	\$635K
21 July, 2017	2518, 98 Lillian St	Condo	1	1	50	\$469K	\$465K
25 July, 2017	408, 1750 Bayview Ave S	Condo	2	2	7	\$585K	\$565K

Data

Month, Day, Year of Sold Date	Address1	Property Type	Bedrooms	Washrooms	Days on the Market	List Price	Sold Price
27 July, 2017	212, 600 Eglinton Ave E	Condo	1	1	50	\$399K	\$395K
29 July, 2017	907, 7 Broadway Ave	Condo	2	2	4	\$469K	\$530K
9 August, 2017	64 Banff Rd	Semi-Detached	3	2	49	\$1,295K	\$1,228K
11 August, 2017	566 Hillside Ave E	Detached	3	2	20	\$1,499K	\$1,475K
12 August, 2017	999 Mount Pleasant Rd	Detached	3	1	19	\$999K	\$870K
16 August, 2017	33 Gresham Rd	Semi-Detached	3	2	5	\$1,249K	\$1,220K
17 August, 2017	507 Davisville Ave	Detached	3	2	31	\$1,349K	\$1,250K
18 August, 2017	10 Blythwood Cres	Detached	4	4	1	\$1,899K	\$1,835K
21 August, 2017	46 Banff Rd	Detached	2	1	4	\$1,195K	\$1,458K
26 August, 2017	393 Balliol St	Detached	3	2	27	\$1,649K	\$1,559K
29 August, 2017	443 Soudan Ave	Detached	3	2	13	\$1,695K	\$1,638K
5 September, 2017	633, 89 Dunfield Ave	Condo	2	1	59	\$600K	\$595K
	709, 650 Mount Pleasant Rd	Condo	2	3	13	\$1,995K	\$1,995K
6 September, 2017	14, 8 Corinth Gdns	Other	2	1	16	\$419K	\$419K
	608, 398 Eglinton Ave E	Condo	1	1	1	\$399K	\$397K
7 September, 2017	83 Falcon St	Semi-Detached	3	1	14	\$1,139K	\$1,075K
8 September, 2017	32 Walder Ave	Detached	2	1	3	\$1,300K	\$1,300K
12 September, 2017	430 Balliol St	Detached	4	4	7	\$2,198K	\$2,150K
13 September, 2017	Th7, 240 Broadway Ave	Townhouse	2	4	6	\$895K	\$995K
15 September, 2017	202, 188 Redpath Ave	Condo	1	1	8	\$460K	\$460K
	490 Soudan Ave	Semi-Detached	2	3	17	\$1,249K	\$1,175K
	1508, 60 Berwick Ave	Condo	1	1	30	\$552K	\$520K
16 September, 2017	30 Mccord Rd	Semi-Detached	3	2	3	\$1,250K	\$1,223K
17 September, 2017	1606, 83 Redpath Ave	Condo	1	1	13	\$535K	\$534K
18 September, 2017	206, 119 Merton St	Condo	1	2	7	\$430K	\$460K
19 September, 2017	36 Falcon St	Detached	3	1	7	\$1,199K	\$1,368K
	506 Davisville Ave	Semi-Detached	3	2	6	\$899K	\$1,101K
20 September, 2017	465 Millwood Rd	Detached	3	3	6	\$1,789K	\$1,760K

Data

Month, Day, Year of Sold Date	Address1	Property Type	Bedrooms	Washrooms	Days on the Market	List Price	Sold Price
22 September, 2017	902, 83 Redpath Dr	Condo	1	1	15	\$507K	\$500K
23 September, 2017	34 Marmot St	Detached	3	3	12	\$1,850K	\$1,850K
24 September, 2017	69 Petman Ave	Detached	3	3	10	\$1,599K	\$1,599K
26 September, 2017	435 Manor Rd E	Detached	3	2	12	\$1,495K	\$1,495K
27 September, 2017	2113, 70 Roehampton Ave	Condo	2	2	5	\$835K	\$835K
28 September, 2017	12 Gresham Rd	Detached	3	4	1	\$2,199K	\$2,199K
3 October, 2017	54 Belcourt Rd	Semi-Detached	3	1	7	\$849K	\$1,275K
5 October, 2017	1416, 99 Broadway Ave	Condo	1	1	108	\$379K	\$379K
	3114, 99 Broadway Ave	Condo	0	1	108	\$279K	\$279K
6 October, 2017	60 Mann Ave	Detached	3	3	2	\$1,550K	\$1,488K
12 October, 2017	52 Hillside Ave E	Detached	3	4	23	\$1,700K	\$1,650K
13 October, 2017	373 Roehampton Ave	Townhouse	3	3	30	\$1,398K	\$1,375K
16 October, 2017	17 Gresham Rd	Semi-Detached	3	1	21	\$1,029K	\$975K
	272 Belsize Dr	Semi-Detached	3	2	6	\$1,269K	\$1,410K
17 October, 2017	79 Cleveland St	Semi-Detached	3	1	26	\$999K	\$1,061K
	305 Belsize Dr	Semi-Detached	4	2	7	\$1,349K	\$1,452K
	365 Balliol St	Detached	4	2	8	\$1,200K	\$1,300K
	639 Balliol St	Detached	3	1	7	\$1,295K	\$1,250K
18 October, 2017	52 Stibbard Ave	Semi-Detached	4	3	7	\$1,495K	\$1,595K
	261 Broadway Ave	Semi-Detached	3	2	14	\$899K	\$865K
19 October, 2017	15 Brynhurst Crt	Detached	3	5	3	\$2,650K	\$2,900K
	32 Glenavy Ave	Detached	3	4	3	\$1,799K	\$1,710K
23 October, 2017	131 Banff Rd	Detached	3	3	11	\$1,495K	\$1,520K
	418 Balliol St	Detached	3	3	37	\$1,775K	\$1,765K
25 October, 2017	7 Brynhurst Crt	Detached	4	4	2	\$1,895K	\$1,905K
	121 Sherwood Ave	Detached	5	3	2	\$1,950K	\$2,205K
28 October, 2017	215 Belsize Dr	Semi-Detached	3	3	18	\$1,549K	\$1,521K
30 October, 2017	23 Fairfield Rd	Detached	3	2	6	\$1,050K	\$1,300K

Data

Month, Day, Year of Sold Date	Address1	Property Type	Bedrooms	Washrooms	Days on the Market	List Price	Sold Price
30 October, 2017	477 Merton St	Semi-Detached	5	4	13	\$1,569K	\$1,550K
	706, 212 Eglinton Ave E	Condo	1	1	24	\$470K	\$455K
1 November, 2017	507, 188 Eglinton Ave E	Condo	2	2	1	\$650K	\$672K
7 November, 2017	23 Cardiff Rd	Detached	3	4	27	\$2,649K	\$2,578K
	33 Mann Ave	Detached	4	4	48	\$2,649K	\$2,500K
	428 Roehampton Ave	Detached	2	2	6	\$1,388K	\$1,405K
	1055 Mount Pleasant Rd	Semi-Detached	2	2	12	\$970K	\$953K
8 November, 2017	44A Elvina Gdns	Detached	4	5	15	\$2,195K	\$2,100K
	104, 600 Eglinton Ave E	Condo	2	2	14	\$500K	\$488K
14 November, 2017	220 Broadway Ave	Detached	3	4	6	\$1,998K	\$2,125K
	360 Keewatin Ave	Semi-Detached	3	3	6	\$1,499K	\$1,430K
15 November, 2017	17 Langton Ave	Detached	3	2	3	\$1,695K	\$1,855K
	273 Davisville Ave	Detached	3	3	7	\$1,299K	\$1,341K
17 November, 2017	60 Falcon St	Semi-Detached	3	2	9	\$1,120K	\$1,118K
	114 Forman Ave	Detached	3	1	37	\$1,299K	\$1,275K
23 November, 2017	608, 212 Eglinton Ave E	Condo	1	1	2	\$499K	\$510K
24 November, 2017	505 Soudan Ave	Detached	3	2	4	\$1,250K	\$1,500K
	614 Millwood Rd	Detached	3	4	3	\$1,799K	\$1,855K
27 November, 2017	650 Balliol St	Detached	2	2	33	\$1,378K	\$1,315K
29 November, 2017	2107, 89 Dunfield Ave	Condo	2	2	7	\$780K	\$780K
1 December, 2017	557 Millwood Rd	Semi-Detached	3	2	2	\$1,468K	\$1,450K
	1601, 212 Eglinton Ave E	Condo	2	2	2	\$699K	\$718K
4 December, 2017	308, 65 Sheldrake Blvd	Condo	3	2	5	\$2,298K	\$2,402K
7 December, 2017	199 Hillsdale Ave E	Detached	3	2	3	\$1,550K	\$1,550K
9 December, 2017	1009, 212 Eglinton Ave E	Condo	2	1	9	\$560K	\$558K
12 December, 2017	187 Sheldrake Blvd	Detached	4	5	5	\$2,798K	\$3,050K
15 December, 2017	298 Manor Rd E	Detached	4	5	71	\$2,388K	\$2,225K
	406 Davisville Ave	Townhouse	3	2	60	\$925K	\$920K

Data

Month, Day, Year of Sold Date	Address1	Property Type	Bedrooms	Washrooms	Days on the Market	List Price	Sold Price
15 December, 2017	615 Soudan Ave	Semi-Detached	3	2	0	\$1,299K	\$1,239K
18 December, 2017	204, 65 Shel Drake Blvd	Condo	2	2	7	\$1,675K	\$1,745K
23 December, 2017	507, 1815 Yonge St	Condo	2	2	9	\$740K	\$725K
5 January, 2018	1404, 25 Broadway Ave	Condo	2	2	37	\$719K	\$705K
13 January, 2018	51 Hillside Ave E	Detached	3	3	1	\$1,829K	\$1,829K
19 January, 2018	306, 30 Holly St	Condo	2	2	4	\$599K	\$566K
24 January, 2018	36 Blythwood Rd	Detached	3	3	8	\$1,735K	\$1,805K
9 February, 2018	579 Roehampton Ave	Townhouse	3	3	3	\$1,179K	\$1,159K
11 February, 2018	340 Keewatin Ave	Detached	3	3	4	\$1,795K	\$1,785K
12 February, 2018	28 Petman Ave	Semi-Detached	2	2	7	\$995K	\$990K
14 February, 2018	79 Marmot St	Detached	3	4	6	\$1,649K	\$1,620K
26 February, 2018	1 Martin Cres	Detached	3	2	0	\$999K	\$1,225K
28 February, 2018	27 Boyton Rd	Semi-Detached	3	4	6	\$1,489K	\$1,630K
3 March, 2018	323 Belsize Dr	Detached	3	3	4	\$1,795K	\$1,775K
4 March, 2018	64 Sherwood Ave	Detached	4	4	40	\$2,089K	\$1,950K
5 March, 2018	87 Sherwood Ave	Detached	5	5	7	\$2,450K	\$2,501K
	402, 1818 Bayview Ave	Condo	2	2	7	\$749K	\$745K
7 March, 2018	254 Broadway Ave	Detached	4	4	16	\$1,689K	\$1,645K
11 March, 2018	41 Fairfield Rd	Detached	2	1	2	\$1,195K	\$1,350K
13 March, 2018	222 Erskine Ave	Detached	4	4	9	\$1,895K	\$1,800K
21 March, 2018	542 Hillside Ave E	Semi-Detached	2	1	6	\$1,098K	\$1,050K
22 March, 2018	103 Blythwood Rd	Detached	5	3	16	\$2,150K	\$2,075K
26 March, 2018	654 Merton St	Townhouse	3	4	6	\$1,299K	\$1,370K
29 March, 2018	373 Cleveland St	Semi-Detached	3	3	10	\$1,149K	\$1,410K
	452 Balliol St	Detached	3	2	10	\$1,589K	\$1,650K
31 March, 2018	1 Belle Ayre Blvd	Semi-Detached	3	4	36	\$1,299K	\$1,210K